



Attachments

Ordinary Council Meeting

Monday, 29 July 2024

Table of Contents

8.1	2024-2025 Annual Budget	
	Attachment 1 2024-2025 Annual Budget	5



Agenda Item 8.1 - Attachment 1

2024-2025 Annual Budget



2024 – 2025

annual *budget*



Message from the Shire President



Dear Ashburton Community,

I am pleased to present the Shire of Ashburton's Annual Budget for 2024-2025.

This budget has been carefully designed to align with our Strategic Community Plan 2022-2032, which envisions Ashburton as a welcoming, sustainable, and socially active district with a wide range of opportunities for everyone.

Our Shire's sustained development is boosting our ability to deliver capital projects that enhance the liveability and sustainability of our towns. Despite the pressures of rising living costs, we have decided not to increase residential rates and waste collection charges.

For the year 2024-2025, we are embarking on an ambitious capital works program worth \$57 million. This will continue our intergenerational renewal and upgrade of community infrastructure.

We are addressing the current housing crisis with over \$10 million dedicated to housing and accommodation projects, crucial for attracting and retaining staff.

Recognizing the importance of our road network for economic success, we have allocated additional annual funding to progressively resurface and upgrade roads throughout the Shire, with an expenditure of over \$15 million this year.

Key projects for this year include:

- New Minna Oval Sports Pavilion
- New Men's Shed in Onslow
- Ocean View Caravan Park upgrade
- Swimming Pool Heating
- Bike park developments in Onslow and Paraburdoo.

Additionally, planning is well underway for the new Onslow Town Jetty, airport runway upgrades, the Onslow Streetscape development and Pannawonica Bike park.

This is an exciting time for Ashburton, with a variety of community programs and events planned, such as the Passion of the Pilbara, the Onslow 100 Year celebration, and the return of the Nameless Festival.

I am delighted that the Ashburton community's dedicated advocacy has led to the State Government's recent commitment to building new hospitals in Tom Price and Paraburdoo. Thank you to everyone who supported this campaign. We eagerly anticipate the State Government's progress on this promise in 2024/25.

Finally, I would like to acknowledge the dedication and hard work of our Councillors and staff, who tirelessly strive to deliver the best outcomes for our community.

Audra Smith
Shire President



Shire of Ashburton 2024-2025 Annual Budget

The Council



Shire President
Audra Smith
Term: 2023 - 2027



Deputy Shire President
Cr Kerry White
Onslow Ward
Term: 2023 - 2027



Cr Matthew Lynch
Tom Price Ward
Term: 2021 - 2025



Cr Alana Sullivan
Paraburdoo Ward
Term: 2021 - 2025



Cr Rosanne Kapor
Tom Price Ward
Term: 2024 - 2027



Cr Linton Rumble JP
Paraburdoo Ward
Term: 2023 - 2027



Cr Brie Healey
Tom Price Ward
Term: 2023 - 2025



Cr Rory de Pledge
Ashburton - Tablelands Ward
Term: 2023 - 2027



Cr Melanie Gallanagh
Pannawonica Ward
Term: 2021 - 2025



Shire of Ashburton 2024-2025 Annual Budget

Chief Executive Officer's Foreword



Dear Ashburton Community,

Our budget for 2024-2025 focuses on delivering key community amenities for our towns and continuing investment in our organization to maintain quality service.

Over the past five years, the Shire of Ashburton has completed \$200 million in capital projects to ensure essential infrastructure is in place to attract and retain vibrant and active communities in Tom Price, Onslow, Paraburdoo, and Pannawonica.

Aligned with the Council's vision and the Strategic Community Plan 2022-2032, future-proofing our towns remains a priority. Our Community Lifestyle and Infrastructure Plan for Tom Price and Paraburdoo provides clear direction for future development, ensuring Tom Price becomes a sustainable hub for tourism, industry, and commercial opportunities, and enhancing opportunities for Paraburdoo, supported by community partner Rio Tinto.

On the coast, we continue to collaborate with industry partners, Chevron, Mineral Resources, the State Government, and local businesses to ensure our community benefits from ongoing investment.

Sustained rate revenue growth from new mining and industrial developments has allowed us to manage cost of living pressures without increasing residential rates and waste charges this year.

As custodians of nearly a billion dollars in infrastructure assets,

maintenance and renewal are key priorities. The Shire's Long-Term Financial Plan (LTFP) and Asset Management Plans are continuously updated to ensure growth in rate revenue is applied responsibly, strengthening the Shire's long-term financial sustainability.

The renewal and upgrade of the Tom Price Administration Facility remains a priority project with substantial planning underway. However, construction will not commence for several years until infrastructure upgrades by Pilbara Utilities are completed. This will ultimately create a modern working environment, helping us attract and retain key human resources.


Investment in our internal systems and processes to ensure our people can work effectively and efficiently, and provide high-quality customer service, will continue to be a focus in 2024-2025 with several system upgrades planned.

I want to acknowledge the leadership and vision of the Council and Shire President. I am proud to continue delivering for our communities.

Kenn Donohoe
Chief Executive Officer



Shire of Ashburton 2024-2025 Annual Budget



opportunity to community


We will be a welcoming, sustainable, and socially active district, offering a variety of opportunities to community.

At the Shire of Ashburton, we are dedicated to developing vibrant, active, and connected communities.

We work closely with mining and other resource companies to identify areas to add value and contribute to people's health and wellbeing, both today and in the future.

In our unique Pilbara environment, opportunities can be found everywhere. We believe that social values are worth fighting for, and that everyone deserves to share in the richness created from where we choose to invest, live, and visit.

By delivering opportunity to community, we can all make a real and lasting difference.



Shire of Ashburton 2024-2025 Annual Budget

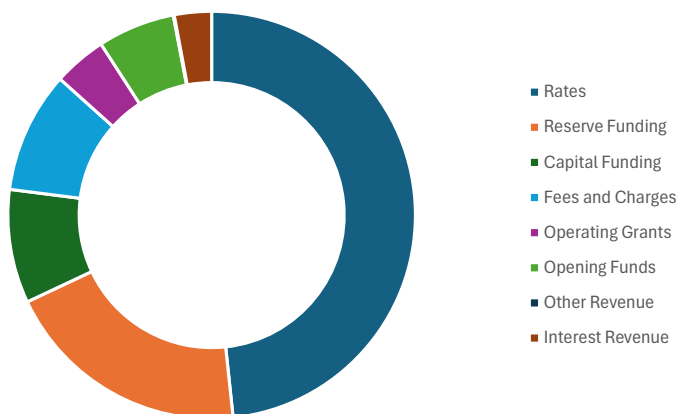
Budget Analysis and Summary

The 2024-2025 Annual Budget represents a cash commitment of approximately \$140 million.

The need to continue to deliver quality services, across four townsites over an area half the size of Victoria, remains a priority, with Council mindful the district has a very diverse socio-economic population and a one-size-fits-all approach is unlikely to be sustainable, nor palatable.

Operating Revenue

Rate revenues represents approximately 48% of the total revenue applicable to this budget, categorised as below -



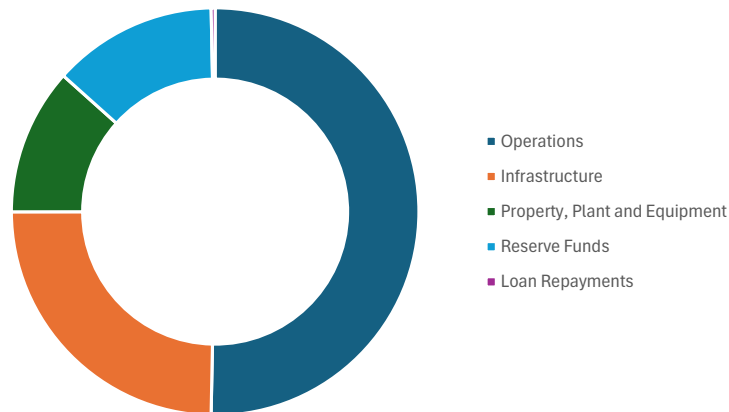
Works included in this financial year include, although are not limited to -

- Ocean View Caravan Park Stage 3 development - \$14 million
- Construction of Minna Oval Sports Pavilion - \$10 million
- Staff Accommodation Developments - \$10 million
- Road maintenance and upgrades - \$15 million
- Onslow and Paraburdoo Bike Paths \$5 million
- Stage 3 of the Ocean View Caravan Park \$8 million

Council is fortunate to enjoy the support of State and Federal Government and resource sector partners (such as Chevron, Mineral Resource and Rio Tinto) for capital works and the supply of community programs.

Expense

Operations is the greatest are of expense for the Shire, which covers employment costs, contractors, utilities, and insurance expense, and is estimated at \$79.0 million (50% of expense).



A summary of major capital works by class is listed below -

- Town Infrastructure - \$19.7 million
- Buildings - \$13.1 million
- Parks and Recreation - \$5.9 million
- Plant and Machinery - \$4.2 million
- Roads - \$4.1 million
- Drainage - \$3.7 million

Transfers to Reserve of \$20.50 million are budgeted as Council prepares for significant projects in the early years of the Long-Term Financial Plan. This will include additional investment into Roads and Buildings as scope of works are completed.



Shire of Ashburton 2024-2025 Annual Budget

Included Significant Projects

Ocean View Caravan Park - Stages 3

Context

- Tourism is a key economic driver for the Shire, with approximately 365,000 visitors in 2019, contributing more than \$150 million to the economy.
- The Shire is experiencing sustained high visitor rates, which are expected to continue into the future.

Location

- Onslow.

Project Details

- Expansion of the Ocean View Caravan Park.
- Land previously used for overflow camping purposes.
- Stage 3 development, estimated at \$14 million, includes 80 caravan/camping sites, new amenities, landscaping, roads, and services.
- The project capitalizes on the panoramic ocean views to attract more visitors.

Timeline

- Tender awarded in the second quarter of 2024/25.
- Construction 2025.
- Additional revenue to support further development budgeted from January 2026.

Onslow Staff Housing - Watson Drive.

Context

- The Council is addressing the residential housing crisis impacting Onslow by investing in residential housing in both Onslow and Tom Price.
- This initiative aims to enhance staff attraction and retention, stimulate local economies, and complement other planned capital works.

Location

- Barrada Estate, Onslow.
- Lot 899 (2) Watson Drive (2,086 square metres)

Project Details

- Council will tender for the construction of a group development, which will add five properties to the Shire's accommodation portfolio.
- The estimated cost of this development is \$6.1 million.

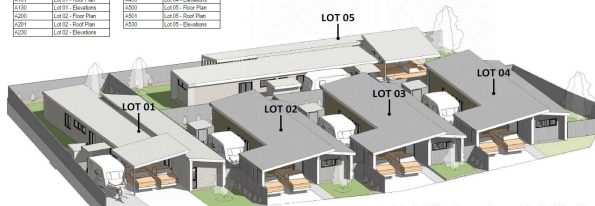
Timeline

- Tender awarded in the first quarter of 2024/25
- Construction complete by early 2025/26.

ONSLOW STAFF HOUSING

DEVELOPMENT APPROVAL - Lot 899 (No. 2) Watson Drive, Onslow, WA 6710

A300	Cover Sheet	A300	Lot 02 - Floor Plan
A301	Layout Plan	A301	Lot 03 - Roof Plan
A302	Overall Site Plan	A302	Lot 03 - Elevations
A303	Overall Site Layout	A303	Lot 04 - Floor Plan
A304	Lot 01 - Floor Plan	A304	Lot 04 - Roof Plan
A305	Lot 01 - Elevations	A305	Lot 04 - Elevations
A306	Lot 02 - Floor Plan	A306	Lot 05 - Floor Plan
A307	Lot 02 - Roof Plan	A307	Lot 05 - Roof Plan
A308	Lot 02 - Elevations	A308	Lot 05 - Elevations



Contractor Accommodation - Tom Price

Context

- The Shire is facing a shortage of accommodation options, which is affecting the ability to deliver essential services and major construction projects.
- This development aims to address this issue by providing adequate accommodation facilities to support the delivery of key projects.

Location

Kanberra Drive, Tom Price

Project Details

- Accommodation Units: 6 x 4 bed transportable units (totaling 24 beds with ensuites)
- Kitchen/Diner & Laundry/Office transportables.
- Outdoor Area - Dome shelter constructed between 4 sea containers to provide an outdoor eating and cooking area
- Infrastructure: Gravel roads, Laydown area, Parking and pathways, Power, water, sewer connections and reticulation within the camp area, Perimeter fencing
- Estimated cost: \$3 million.

Timeline

- Tender awarded in the second quarter of 2024/25.
- Construction early 2025.

Development of Minna Oval Amenities and Facilities

Context:

- Existing playing fields in Tom Price are overutilized.
- Developing enhanced amenities and facilities at Minna Oval will offer a greater variety of sporting options and opportunities for other popular and emerging sports.

Location:

- Area W is the only readily available location for this development.
- It has been identified as a priority project in the Council's Community Infrastructure and Lifestyle Plan (CLIP) and Long-Term Financial Plan (LTFP).

Project Details:

- Estimated cost: \$11 million.
- Delivered as part of the Inspire Community Partnership Agreement with Rio Tinto.
- \$10 million allocated in the 2024/25 budget to deliver the development.

Timeline:

- Construction tender expected to be awarded by August 2024.
- Facility opening anticipated early in the 2025/26 financial year.



Shire of Ashburton 2024-2025 Annual Budget

SHIRE OF ASHBURTON
ANNUAL BUDGET
FOR THE YEAR ENDED 30 JUNE 2025
LOCAL GOVERNMENT ACT 1995
TABLE OF CONTENTS

Statement of Comprehensive Income	2
Statement of Cash Flows	3
Statement of Financial Activity	4
Index of Notes to the Budget	5
Schedule of Fees and Charges	34

SHIRE'S VISION

We will be a welcoming, sustainable, and socially active district, offering a variety of opportunities to community.

**HIRE OF ASHBURTON
STATEMENT OF COMPREHENSIVE INCOME
FOR THE YEAR ENDED 30 JUNE 2025**

		2024/25 Budget	2023/24 Actual	2023/24 Budget
Revenue		\$	\$	\$
fees	2(a)	68,394,100	56,569,682	55,269,069
grants, subsidies and contributions		5,966,579	4,839,099	6,129,125
rents and charges	17	13,723,807	11,196,624	9,557,000
interest revenue	10(a)	4,970,700	3,536,897	3,445,700
other revenue		107,200	2,377,826	4,387,931
		93,162,386	78,520,128	78,788,825
Expenses				
employee costs		(26,994,657)	(22,362,758)	(23,800,900)
materials and contracts		(33,241,130)	(22,730,690)	(29,599,063)
utility charges		(1,570,900)	(1,480,665)	(1,675,900)
depreciation	6	(14,105,200)	(14,105,200)	(14,105,200)
finance costs	10(c)	(25,963)	(35,966)	(43,000)
insurance		(1,921,100)	(1,848,323)	(1,508,100)
other expenditure		(988,472)	(833,027)	(1,350,700)
		(78,847,422)	(63,396,629)	(72,082,863)
		14,314,964	15,123,499	6,705,962
capital grants, subsidies and contributions		19,929,598	2,122,897	32,232,351
profit on asset disposals	5	104,500	86,759	652,700
loss on asset disposals	5	(77,300)	(17,223)	(81,900)
		19,956,798	2,192,433	32,803,151
Net result for the period		34,271,762	17,315,932	39,509,113
Other comprehensive income for the period				
items that will not be reclassified subsequently to profit or loss				
changes in asset revaluation surplus		0	0	0
share of comprehensive income of associates accounted for using the equity method		0	0	0
Total other comprehensive income for the period		0	0	0
Total comprehensive income for the period		34,271,762	17,315,932	39,509,113

This statement is to be read in conjunction with the accompanying notes.

**HIRE OF ASHBURTON
STATEMENT OF CASH FLOWS
FOR THE YEAR ENDED 30 JUNE 2025**

	Note	2024/25 Budget	2023/24 Actual	2023/24 Budget
ASH FLOWS FROM OPERATING ACTIVITIES				
Receipts				
fees		\$ 68,394,100	\$ 56,724,975	\$ 55,269,069
grants, subsidies and contributions		5,149,551	5,523,145	6,129,125
fees and charges		14,540,835	11,196,624	9,557,000
interest revenue		4,970,700	3,536,897	3,445,700
goods and services tax received		1,000,000	(1,486,929)	1,000,000
other revenue		107,200	2,377,826	4,387,931
		94,162,386	77,872,538	79,788,825
Payments				
employee costs		(26,994,657)	(21,080,998)	(23,800,900)
materials and contracts		(33,241,130)	(19,660,037)	(29,599,063)
utility charges		(1,570,900)	(1,480,665)	(1,675,900)
finance costs		(25,963)	(42,845)	(43,000)
insurance paid		(1,921,100)	(1,848,323)	(1,508,100)
goods and services tax paid		(1,000,000)	1,406,886	(1,000,000)
other expenditure		(988,472)	(833,027)	(1,350,700)
		(65,742,222)	(43,539,009)	(58,977,663)
Net cash provided by operating activities	4	28,420,164	34,333,529	20,811,162
ASH FLOWS FROM INVESTING ACTIVITIES				
payments for purchase of property, plant & equipment	5(a)	(30,557,539)	(10,372,232)	(19,988,879)
payments for construction of infrastructure	5(b)	(38,654,943)	(12,759,234)	(63,356,224)
capital grants, subsidies and contributions		17,221,762	7,741,870	32,232,351
proceeds from sale of property, plant and equipment	5(a)	1,224,400	663,870	1,007,700
Net cash (used in) investing activities		(50,766,320)	(14,725,726)	(50,105,052)
ASH FLOWS FROM FINANCING ACTIVITIES				
repayment of borrowings	7(a)	(440,543)	(426,437)	(426,500)
payments for principal portion of lease liabilities	8	(57,891)	(61,872)	(67,600)
Net cash (used in) financing activities		(498,434)	(488,308)	(494,100)
Net increase (decrease) in cash held		(22,844,590)	19,119,495	(29,787,990)
Cash at beginning of year		90,765,458	71,645,962	71,628,996
Cash and cash equivalents at the end of the year	4	67,920,868	90,765,457	41,841,006

This statement is to be read in conjunction with the accompanying notes.

**HIRE OF ASHBURTON
STATEMENT OF FINANCIAL ACTIVITY
FOR THE YEAR ENDED 30 JUNE 2025**

OPERATING ACTIVITIES

Revenue from operating activities

Note	2024/25 Budget	2023/24 Actual	2023/24 Budget
	\$	\$	\$
2(a)(i)	67,302,200	55,461,422	54,121,990
2(a)	1,091,900	1,108,260	1,147,070
	5,966,579	4,839,099	6,129,120
17	13,723,807	11,196,624	9,557,000
10(a)	4,970,700	3,536,897	3,445,700
	107,200	2,377,826	4,387,930
5	104,500	86,759	652,700
	93,266,886	78,606,887	79,441,520

Expenditure from operating activities

	(26,994,657)	(22,362,758)	(23,800,900)
	(33,241,130)	(22,730,690)	(29,599,063)
	(1,570,900)	(1,480,665)	(1,675,900)
6	(14,105,200)	(14,105,200)	(14,105,200)
10(c)	(25,963)	(35,966)	(43,000)
	(1,921,100)	(1,848,323)	(1,508,100)
	(988,472)	(833,027)	(1,350,700)
5	(77,300)	(17,223)	(81,900)
	(78,924,722)	(63,413,852)	(72,164,763)

on cash amounts excluded from operating activities

3(c)	14,078,000	14,035,664	13,534,400
------	------------	------------	------------

Amount attributable to operating activities

	28,420,164	29,228,699	20,811,160
--	-------------------	-------------------	-------------------

INVESTING ACTIVITIES

Inflows from investing activities

	19,929,598	2,122,897	32,232,350
5	1,224,400	663,870	1,007,700
	21,153,998	2,786,767	33,240,050

Outflows from investing activities

5(a)	(30,557,539)	(10,372,232)	(19,988,879)
5(b)	(38,654,943)	(12,759,234)	(63,356,224)
	(69,212,482)	(23,131,466)	(83,345,103)

Amount attributable to investing activities

	(48,058,484)	(20,344,699)	(50,105,052)
--	---------------------	---------------------	---------------------

FINANCING ACTIVITIES

Inflows from financing activities

9(a)	32,168,947	3,425,365	13,733,460
	32,168,947	3,425,365	13,733,460

Outflows from financing activities

7(a)	(440,543)	(426,437)	(426,500)
8	(57,891)	(61,872)	(67,600)
9(a)	(20,742,500)	(22,143,758)	(2,320,700)
	(21,240,934)	(22,632,067)	(2,814,800)

Amount attributable to financing activities

	10,928,013	(19,206,701)	10,918,660
--	-------------------	---------------------	-------------------

MOVEMENT IN SURPLUS OR DEFICIT

3	8,710,307	19,033,008	18,375,220
	28,420,164	29,228,699	20,811,160
	(48,058,484)	(20,344,699)	(50,105,052)
	10,928,013	(19,206,701)	10,918,660
3	0	8,710,307	()

This statement is to be read in conjunction with the accompanying notes.

**SHIRE OF ASHBURTON
FOR THE YEAR ENDED 30 JUNE 2025
INDEX OF NOTES TO THE BUDGET**

Note 1	Basis of Preparation	6
Note 2	Rates and Service Charges	7
Note 3	Net Current Assets	13
Note 4	Reconciliation of cash	16
Note 5	Property, Plant and Equipment	17
Note 6	Depreciation	18
Note 7	Borrowings	19
Note 8	Lease Liabilities	22
Note 9	Reserve Accounts	23
Note 10	Other Information	24
Note 11	Elected Members Remuneration	25
Note 12	Major Land Transactions	26
Note 13	Trading Undertakings and Major Trading Undertakings	27
Note 14	Trust Funds	29
Note 15	Revenue and Expenditure	30
Note 16	Program Information	32
Note 17	Fees and Charges	33

SHIRE OF ASHBURTON NOTES TO AND FORMING PART OF THE BUDGET FOR THE YEAR ENDED 30 JUNE 2025

1 BASIS OF PREPARATION

The annual budget is a forward looking document and has been prepared in accordance with the *Local Government Act 1995* and accompanying regulations.

Local Government Act 1995 requirements

Section 6.4(2) of the *Local Government Act 1995* read with the *Local Government (Financial Management) Regulations 1996* prescribe that the annual budget be prepared in accordance with the *Local Government Act 1995* and, to the extent that they are not inconsistent with the Act, the Australian Accounting Standards. The Australian Accounting Standards (as they apply to local governments and not-for-profit entities) and Interpretations of the Australian Accounting Standards Board were applied where no inconsistencies exist.

The *Local Government (Financial Management) Regulations 1996* specify that vested land is a right-of-use asset to be measured at cost, and is considered a zero cost concessionary lease. All right-of-use assets under zero cost concessionary leases are measured at zero cost rather than at fair value, except for vested improvements on concessionary land leases such as roads, buildings or other infrastructure which continue to be reported at fair value, as opposed to the vested land which is measured at zero cost. The measurement of vested improvements at fair value is a departure from AASB 16 which would have required the Shire to measure any vested improvements at zero cost.

Accounting policies which have been adopted in the preparation of this annual budget have been consistently applied unless stated otherwise. Except for cash flow and rate setting information, the annual budget has been prepared on the accrual basis and is based on historical costs, modified, where applicable, by the measurement at fair value of selected non-current assets, financial assets and liabilities.

The local government reporting entity

All funds through which the Shire controls resources to carry on its functions have been included in the financial statements forming part of this annual budget.

All monies held in the Trust Fund are excluded from the financial statements. A separate statement of those monies appears at Note 14 to the annual budget.

2023/24 actual balances

Balances shown in this budget as 2023/24 Actual are estimates as forecast at the time of preparation of the annual budget and are subject to final adjustments.

Budget comparative figures

Unless otherwise stated, the budget comparative figures shown in the budget relate to the original budget estimate for the relevant item of disclosure.

Comparative figures

Where required, comparative figures have been adjusted to conform with changes in presentation for the current financial year.

Rounding off figures

All figures shown in this statement are rounded to the nearest dollar.

Statement of Cashflows

Investing and financing transactions that do not require the use of cash or cash equivalents shall be excluded from a statement of cash flows. Such transactions shall be disclosed elsewhere in the financial statements in a way that provides all the relevant information about these investing and financing activities.

Initial application of accounting standards

During the budget year, the below revised Australian Accounting Standards and Interpretations are expected to be compiled, become mandatory and be applicable to its operations.

- AASB 2020-1 Amendments to Australian Accounting Standards
 - Classification of Liabilities as Current or Non-current
 - AASB 2022-5 Amendments to Australian Accounting Standards
 - Lease Liability in a Sale and Leaseback
 - AASB 2022-6 Amendments to Australian Accounting Standards
 - Non-current Liabilities with Covenants
 - AASB 2023-1 Amendments to Australian Accounting Standards
 - Supplier Finance Arrangements
 - AASB 2023-3 Amendments to Australian Accounting Standards
 - Disclosure of Non-current Liabilities with Covenants: Tier 2
- It is not expected these standards will have an impact on the annual budget.

- AASB 2022-10 Amendments to Australian Accounting Standards
 - Fair Value Measurement of Non-Financial Assets of Not-for-Profit Public Sector Entities, became mandatory during the budget year. Amendments to AASB 13 *Fair Value Measurement* impacts the future determination of fair value when revaluing assets using the cost approach. Timing of future revaluations is defined by regulation 17A of *Local Government (Financial Management) Regulations 1996*. Impacts of this pronouncement are yet to be quantified and are dependent on the timing of future revaluations of asset classes. No material impact is expected in relation to the 2024-25 statutory budget.

New accounting standards for application in future years

The following new accounting standards will have application to local government in future years:

- AASB 2014-10 Amendments to Australian Accounting Standards
 - Sale or Contribution of Assets between an Investor and its Associate or Joint Venture
- AASB 2021-7c Amendments to Australian Accounting Standards
 - Effective Date of Amendments to AASB 10 and AASB 128 and Editorial Corrections [deferred AASB 10 and AASB 128 amendments in AASB 2014-10 apply]
- AASB 2022-9 Amendments to Australian Accounting Standards
 - Insurance Contracts in the Public Sector
- AASB 2023-5 Amendments to Australian Accounting Standards
 - Lack of Exchangeability

It is not expected these standards will have an impact on the annual budget.

Judgements, estimates and assumptions

The preparation of the annual budget in conformity with Australian Accounting Standards requires management to make judgements, estimates and assumptions that effect the application of policies and reported amounts of assets and liabilities, income and expenses.

The estimates and associated assumptions are based on historical experience and various other factors that are believed to be reasonable under the circumstances; the results of which form the basis of making the judgements about carrying values of assets and liabilities that are not readily apparent from other sources. Actual results may differ from these estimates.

The balances, transactions and disclosures impacted by accounting estimates are as follows:

- estimated fair value of certain financial assets
- estimation of fair values of land and buildings and investment property
- impairment of financial assets
- estimation uncertainties and judgements made in relation to lease accounting
- estimated useful life of assets
- estimation of provisions
- estimation of fair value of leases

**SHIRE OF ASHBURTON
NOTES TO AND FORMING PART OF THE BUDGET
FOR THE YEAR ENDED 30 JUNE 2025**

2. RATES AND SERVICE CHARGES

(a) Rating Information

Rate Description	Basis of valuation	Rate in	Number of properties	Rateable value	2024/25 Budgeted rate revenue	2024/25 Budgeted interim rates	2024/25 Budgeted total revenue	2023/24 Actual total revenue	2023/24 Budget total revenue
		\$		\$	\$	\$	\$	\$	\$
(i) General rates									
Residential / Community	Gross rental valuation	0.09830	2,244	48,264,520	4,744,402	0	4,744,402	4,685,706	4,780,871
Commercial / Industrial	Gross rental valuation	0.09830	144	14,650,054	1,440,100	0	1,440,100	1,308,852	1,285,322
Transient Workforce Accom.	Gross rental valuation	0.19500	19	20,982,980	4,091,681	2,679,564	6,771,245	3,542,654	3,348,227
Pastoral	Unimproved valuation	0.19290	37	7,523,389	1,451,262	0	1,451,262	950,170	919,294
Non-Pastoral	Unimproved valuation	0.38568	654	131,962,226	50,895,191	2,000,000	52,895,191	45,168,455	43,788,285
Non-Rateable	Gross rental valuation		324	2,036,697	0	0	0	(2,126)	0
Write Off's					0	0	0	(192,289)	0
Total general rates			3,422	225,419,866	62,622,636	4,679,564	67,302,200	55,461,422	54,121,999
(j) Minimum payment									
		Minimum							
		\$							
Residential / Community	Gross rental valuation	1,350	336	3,160,920	453,600	0	453,600	454,570	459,810
Commercial / Industrial	Gross rental valuation	1,350	40	253,429	54,000	0	54,000	51,090	56,330
Transient Workforce Accom.	Gross rental valuation	1,350	3	60	4,050	0	4,050	2,620	5,240
Pastoral	Unimproved valuation	1,350	2	9,529	2,700	0	2,700	6,550	3,930
Non-Pastoral	Unimproved valuation	1,350	419	2,024,979	565,650	0	565,650	581,640	610,460
Non-Rateable	Gross rental valuation		0	0	0	0	0	0	0
Write Off's					0	0	0	0	0
Total minimum payments			800	5,448,917	1,080,000	0	1,080,000	1,096,470	1,135,770
Total general rates and minimum payments			4,222	230,868,783	63,702,636	4,679,564	68,382,200	56,557,892	55,257,769
(k) Ex-gratia rates									
Ex-Gratia Rates					11,900		11,900	11,790	11,300
Total rates					63,714,536	4,679,564	68,394,100	56,569,682	55,269,069

The Shire did not raise specified area rates for the year ended 30th June 2025.

All rateable properties within the district used predominately for non-rural purposes are rated according to their Gross Rental Valuation (GRV), all other properties are rated according to their Unimproved Valuation (UV).

The general rates detailed for the 2024/25 financial year have been determined by Council on the basis of raising the revenue required to meet the estimated deficiency between the total estimated expenditure proposed in the budget and the estimated revenue to be received from all sources other than general rates and also considering the extent of any increase in rating over the level adopted in the previous year.

The minimum rates have been determined by Council on the basis that all ratepayers must make a reasonable contribution to the cost of local government services/facilities.

**HIRE OF ASHBURTON
NOTES TO AND FORMING PART OF THE BUDGET
OR THE YEAR ENDED 30 JUNE 2025**

2. RATES AND SERVICE CHARGES (CONTINUED)

b) Interest Charges and Instalments - Rates and Service Charges

The following instalment options are available to ratepayers for the payment of rates and service charges.

Option 1 (Full Payment)

Full amount of rates and charges including arrears, to be paid on or before 26 September 2024 or 35 days after the date of issue appearing on the rate notice, whichever is the later

Option 2 (Two Instalments)

First Instalment to be made on or before 26 September 2024 or 35 days after the date of issue appearing on the rate notice, whichever is the later, including all arrears and half the current rates and services; and

Second Instalment to be made on or before 24 January 2025, or 2 months after the due date of the first instalment, whichever is the later

Option 3 (Four Instalments)

First Instalment to be made on or before 26 September 2024 or 35 days after the date of issue appearing on the rate notice, whichever is the later, including all arrears and quarter the current rates and services; and on the rate notice, whichever is the later, including all arrears and quarter the current rates and services; and

Second Instalment to be made on or before 24 November 2024, or 2 months after the due date of the first instalment, whichever is the later;

Third Instalment to be made on or before 24 January 2025, or 2 months after the due date of the second instalment, whichever is the later; and

Fourth Instalment to be made on or before 25 March 2025, or 2 months after the due date of the third instalment, whichever is the later; and

Instalment options	Date due	Instalment plan admin charge	Instalment plan interest rate	Unpaid rates interest rates
		\$	%	%
Option one				
Single Full Payment	26/09/2024	0	0.0%	11.0%
Option two				
First Instalment	26/09/2024	0	0.0%	11.0%
Second Instalment	24/01/2025	16.50	5.5%	11.0%
Option three				
First Instalment	26/09/2024	0	0.0%	11.0%
Second Instalment	25/11/2024	16.50	5.5%	11.0%
Third Instalment	24/01/2025	16.50	5.5%	11.0%
Fourth Instalment	25/03/2025	16.50	5.5%	11.0%

**HIRE OF ASHBURTON
NOTES TO AND FORMING PART OF THE BUDGET
OR THE YEAR ENDED 30 JUNE 2025**

2. RATES AND SERVICE CHARGES (CONTINUED)

	2024/25 Budget revenue	2023/24 Actual revenue	2023/24 Budget revenue
	\$	\$	\$
Instalment plan admin charge revenue	7,000	9,323	7,000
Instalment plan interest earned	27,300	27,445	20,000
Unpaid rates and service charge interest earned	40,800	33,157	30,000
	75,100	69,924	57,000

**HIRE OF ASHBURTON
NOTES TO AND FORMING PART OF THE BUDGET
OR THE YEAR ENDED 30 JUNE 2025**

2. RATES AND SERVICE CHARGES (CONTINUED)

c) Objectives and Reasons for Differential Rating

To provide equity in the rating of properties across the Shire the following rate categories have been determined for the implementation of differential rating.

Differential general rate

Description	Characteristics	Objects	Reasons
GRV Residential / Commerical/ Industrial	Properties zoned residential and an intended predominant residential land use together with properties used for commercial and industrial purposes .	This rate reflects the financial impact and costs to provide community services and activities as well as maintain the Shire's infrastructure.	This is considered to be the base rate above which all other GRV rated properties are assessed.
GRV Transient Workforce Accommodation	This incorporates all mass accommodation facilities provided for a workforce that is not permanently located within the Shire	This rate is to ensure that rates are distributed equitably between residents and non-residential workers,. Temporary workers are consumers of Shire services but unless they are also property owners within the Shire, are not contributing to the cost of services which they use.	Mass accommodation properties have the potential to have a greater impact on Shire services and assets than other property types due to their number of occupants in a relatively small land parcel.
UV Pastoral	This incorporates all properties issued with pastoral leases granted by the State Government OR Does not have the characteristics of any other UV differential rate category.	This rate reflects the level of service utilized by ratepayers in this category.	To reflect the additional costs associated with gravel road maintenance albeit to a lesser extent that that of mining.
UV Non-Pastoral	This incorporates mining tenements, permits, drilling reservations, leases or licences held, extracting, stock piling, processing or refining of minerals and the extraction, processing or refining of fuel sources,.	This rate reflects the ongoing costs involved in maintaiing the road network across broad Shire boundaries, and towards the regional communities supporting the mining industry.	To reflect the higher impact mining activities have upon the road network and the greater use of Shire facilities and services.

**HIRE OF ASHBURTON
NOTES TO AND FORMING PART OF THE BUDGET
OR THE YEAR ENDED 30 JUNE 2025**

2. RATES AND SERVICE CHARGES (CONTINUED)

d) Differential Minimum Payment

GRV Residential / Commerical/ Industrial	Properties zoned residential and an intended predominant residential land use together with properties used for commercial and industrial purposes .	To provide the Shire with funding for the necessary works and services to maintain assets and provide for future needs.	Every property, regardless of size, value, and use, receives some minimum level of benefit from the Shire's works and services. Minimum rates ensure that all ratepayers make a reasonable contribution to essential services and infrastructure.
GRV Transient Workforce Accommodation	This incorporates all mass accommodation facilities provided for a workforce that is not permanently located within the Shire	To provide the Shire with funding for the necessary works and services to maintain assets and provide for future needs.	Every property, regardless of size, value, and use, receives some minimum level of benefit from the Shire's works and services. Minimum rates ensure that all ratepayers make a reasonable contribution to essential services and infrastructure.
UV Pastoral	This incorporates all properties issued with pastoral leases granted by the State Government OR Does not have the characteristics of any other UV differential rate category.	To provide the Shire with funding for the necessary works and services to maintain assets and provide for future needs.	Every property, regardless of size, value, and use, receives some minimum level of benefit from the Shire's works and services. Minimum rates ensure that all ratepayers make a reasonable contribution to essential services and infrastructure.
UV Non-Pastoral	This incorporates mining tenements, permits, drilling reservations, leases or licences held, extracting, stock piling, processing or refining of minerals and the extraction, processing or refining of fuel sources,.	To provide the Shire with funding for the necessary works and services to maintain assets and provide for future needs.	Every property, regardless of size, value, and use, receives some minimum level of benefit from the Shire's works and services. Minimum rates ensure that all ratepayers make a reasonable contribution to essential services and infrastructure.

**SHIRE OF ASHBURTON
NOTES TO AND FORMING PART OF THE BUDGET
FOR THE YEAR ENDED 30 JUNE 2025**

2. RATES AND SERVICE CHARGES (CONTINUED)

(e) Service Charges

The Shire did not raise service charges for the year ended 30th June 2025.

(f) Waivers or concessions

The Shire does not anticipate any waivers or concessions for the year ended 30th June 2025.

SHIRE OF ASHBURTON
NOTES TO AND FORMING PART OF THE BUDGET
FOR THE YEAR ENDED 30 JUNE 2025

3. NET CURRENT ASSETS

a) Composition of estimated net current assets

Current assets

Cash and cash equivalents
 Receivables
 Inventories
 Other assets

Less: current liabilities

Trade and other payables
 Contract liabilities
 Lease liabilities
 Long term borrowings
 Employee provisions

Net current assets

Less: Total adjustments to net current assets

Net current assets used in the Statement of Financial Activity

b) Current assets and liabilities excluded from budgeted deficiency

The following current assets and liabilities have been excluded from the net current assets used in the Statement of Financial Activity in accordance with *Financial Management Regulation 32* to agree to the surplus/(deficit) after imposition of general rates.

Adjustments to net current assets

Less: Cash - reserve accounts
 Less: Current assets not expected to be received at end of year
 - Land held for resale
 - Capital grant/contributions liabilities
 - Other liabilities [describe]
 Add: Current liabilities not expected to be cleared at end of year
 - Current portion of borrowings
 - Current portion of lease liabilities

Total adjustments to net current assets

Note	2024/25 Budget 30 June 2025	2023/24 Actual 30 June 2024	2023/24 Budget 30 June 2024
	\$	\$	\$
4	67,920,868	90,765,458	41,841,006
	1,574,273	1,574,273	2,600,585
	359,911	359,911	289,815
	1,550,784	1,550,784	1,167,241
	71,405,836	94,250,426	45,898,647
	(5,961,129)	(5,961,129)	(2,705,745)
	(11,370,670)	(11,967,806)	(784,214)
8	0	(57,891)	(67,600)
7	(440,543)	(440,543)	(426,500)
	(2,966,361)	(2,966,361)	(2,068,376)
	(20,738,703)	(21,393,730)	(6,052,435)
	50,667,133	72,856,696	39,846,212
3(b)	(50,667,133)	(64,146,389)	(39,846,212)
	0	8,710,307	0
9	(53,218,375)	(64,644,823)	(33,234,984)
	0	0	(108,733)
	2,110,699	0	(7,388,702)
	0	0	392,107
	440,543	440,543	426,500
	0	57,891	67,600
	(50,667,133)	(64,146,389)	(39,846,212)

**SHIRE OF ASHBURTON
NOTES TO AND FORMING PART OF THE BUDGET
FOR THE YEAR ENDED 30 JUNE 2025**

3. NET CURRENT ASSETS

EXPLANATION OF DIFFERENCE IN NET CURRENT ASSETS AND SURPLUS/(DEFICIT)

Items excluded from calculation of budgeted deficiency

When calculating the budget deficiency for the purpose of Section 6.2 (2)(c) of the *Local Government Act 1995* the following amounts have been excluded as provided by *Local Government (Financial Management) Regulation 32* which will not fund the budgeted expenditure.

c) Non-cash amounts excluded from operating activities

The following non-cash revenue or expenditure has been excluded from amounts attributable to operating activities within the Statement of Financial Activity in accordance with *Financial Management Regulation 32*.

Adjustments to operating activities

Less: Profit on asset disposals

Add: Loss on asset disposals

Add: Depreciation

Non cash amounts excluded from operating activities

Note	2024/25 Budget 30 June 2025	2023/24 Actual 30 June 2024	2023/24 Budget 30 June 2024
	\$	\$	\$
5	(104,500)	(86,759)	(652,700)
5	77,300	17,223	81,900
6	14,105,200	14,105,200	14,105,200
	14,078,000	14,035,664	13,534,400

**SHIRE OF ASHBURTON
NOTES TO AND FORMING PART OF THE BUDGET
FOR THE YEAR ENDED 30 JUNE 2025**

3. NET CURRENT ASSETS

(e) MATERIAL ACCOUNTING POLICIES

CURRENT AND NON-CURRENT CLASSIFICATION

The asset or liability is classified as current if it is expected to be settled within the next 12 months, being the Shire's operational cycle. In the case of liabilities where the Shire does not have the unconditional right to defer settlement beyond 12 months, such as vested long service leave, the liability is classified as current even if not expected to be settled within the next 12 months. Inventories held for trading are classified as current or non-current based on the Shire's intentions to release for sale.

TRADE AND OTHER PAYABLES

Trade and other payables represent liabilities for goods and services provided to the Shire prior to the end of the financial year that are unpaid and arise when the Shire becomes obliged to make future payments in respect of the purchase of these goods and services. The amounts are unsecured, are recognised as a current liability and are normally paid within 30 days of recognition. The carrying amounts of trade and other payables are considered to be the same as their fair values, due to their short-term nature.

PREPAID RATES

Prepaid rates are, until the taxable event has occurred (start of the next financial year), refundable at the request of the ratepayer. Rates received in advance are initially recognised as a financial liability. When the taxable event occurs, the financial liability is extinguished and the Shire recognises revenue for the prepaid rates that have not been refunded.

INVENTORIES

General

Inventories are measured at the lower of cost and net realisable value.

Net realisable value is the estimated selling price in the ordinary course of business less the estimated costs of completion and the estimated costs necessary to make the sale.

Superannuation

The Shire contributes to a number of superannuation funds on behalf of employees. All funds to which the Shire contributes are defined contribution plans.

LAND HELD FOR RESALE

Land held for development and sale is valued at the lower of cost and net realisable value. Cost includes the cost of acquisition, development, borrowing costs and holding costs until completion of development. Finance costs and holding charges incurred after development is completed are expensed.

Gains and losses are recognised in profit or loss at the time of signing an unconditional contract of sale if significant risks and rewards, and effective control over the land, are passed on to the buyer at this point.

Land held for resale is classified as current except where it is held as non-current based on the Shire's intentions to release for sale.

GOODS AND SERVICES TAX (GST)

Revenues, expenses and assets are recognised net of the amount of GST, except where the amount of GST incurred is not recoverable from the Australian Taxation Office (ATO).

Receivables and payables are stated inclusive of GST receivable or payable. The net amount of GST recoverable from, or payable to, the ATO is included with receivables or payables in the statement of financial position.

Cash flows are presented on a gross basis. The GST components of cash flows arising from investing or financing activities which are recoverable from, or payable to, the ATO are presented as operating cash flows.

CONTRACT LIABILITIES

Contract liabilities represent the Shire's obligation to transfer goods or services to a customer for which the Shire has received consideration from the customer.

Contract liabilities represent obligations which are not yet satisfied. Contract liabilities are recognised as revenue when the performance obligations in the contract are satisfied.

TRADE AND OTHER RECEIVABLES

Trade and other receivables include amounts due from ratepayers for unpaid rates and service charges and other amounts due from third parties for grants, contributions, reimbursements, and goods sold and services performed in the ordinary course of business.

Trade and other receivables are recognised initially at the amount of consideration that is unconditional, unless they contain significant financing components, when they are recognised at fair value.

Trade receivables are held with the objective to collect the contractual cashflows and therefore the Shire measures them subsequently at amortised cost using the effective interest rate method.

Due to the short term nature of current receivables, their carrying amount is considered to be the same as their fair value. Non-current receivables are indexed to inflation, any difference between the face value and fair value is considered immaterial.

The Shire applies the AASB 9 simplified approach to measuring expected credit losses using a lifetime expected loss allowance for all trade receivables. To measure the expected credit losses, rates receivable are separated from other trade receivables due to the difference in payment terms and security for rates receivable.

PROVISIONS

Provisions are recognised when the Shire has a present legal or constructive obligation, as a result of past events, for which it is probable that an outflow of economic benefits will result and that outflow can be reliably measured.

Provisions are measured using the best estimate of the amounts required to settle the obligation at the end of the reporting period.

EMPLOYEE BENEFITS

Short-term employee benefits

Provision is made for the Shire's obligations for short-term employee benefits. Short term employee benefits are benefits (other than termination benefits) that are expected to be settled wholly before 12 months after the end of the annual reporting period in which the employees render the related service, including wages, salaries and sick leave. Short-term employee benefits are measured at the (undiscounted) amounts expected to be paid when the obligation is settled.

The Shire's obligations for short-term employee benefits such as wages, salaries and sick leave are recognised as a part of current trade and other payables in the determination of the net current asset position.

The Shire's obligations for employees' annual leave and long service leave entitlements are recognised as provisions in the determination of the net current asset position.

Other long-term employee benefits

Long-term employee benefits provisions are measured at the present value of the expected future payments to be made to employees. Expected future payments incorporate anticipated future wage and salary levels, durations of service and employee departures and are discounted at rates determined by reference to market yields at the end of the reporting period on government bonds that have maturity dates that approximate the terms of the obligations. Any remeasurements for changes in assumptions of obligations for other long-term employee benefits are recognised in profit or loss in the periods in which the changes occur.

The Shire's obligations for long-term employee benefits are presented as non-current provisions in its statement of financial position, except where the Shire does not have an unconditional right to defer settlement for at least 12 months after the end of the reporting period, in which case the obligations are presented as current provisions.

**HIRE OF ASHBURTON
OTES TO AND FORMING PART OF THE BUDGET
OR THE YEAR ENDED 30 JUNE 2025**

RECONCILIATION OF CASH

For the purposes of the Statement of Cash Flows, cash includes cash and cash equivalents, net of outstanding bank overdrafts. Estimated cash at the end of the reporting period is as follows:

Note	2024/25 Budget	2023/24 Actual	2023/24 Budget
	\$	\$	\$
Cash at bank and on hand	14,702,494	26,120,080	8,605,922
Term deposits	53,218,374	64,645,378	33,235,084
Total cash and cash equivalents	67,920,868	90,765,458	41,841,006
Held as			
- Unrestricted cash and cash equivalents	5,442,522	16,860,664	1,217,320
- Restricted cash and cash equivalents	62,478,346	73,904,794	40,623,686
3(a)	67,920,868	90,765,458	41,841,006
Restrictions			
The following classes of assets have restrictions imposed by regulations or other externally imposed requirements which limit or direct the purpose for which the resources may be used:			
- Cash and cash equivalents	62,478,346	73,904,794	40,623,686
	62,478,346	73,904,794	40,623,686
The assets are restricted as a result of the specified purposes associated with the liabilities below:			
Financially backed reserves	53,218,375	64,644,823	33,234,984
Unspent capital grants, subsidies and contribution liabilities	9,259,971	9,259,971	7,388,702
	62,478,346	73,904,794	40,623,686
Reconciliation of net cash provided by operating activities to net result			
Net result	34,271,762	17,315,932	39,509,113
Depreciation	14,105,200	14,105,200	14,105,200
(Profit)/loss on sale of asset	(27,200)	(69,536)	(570,800)
(Increase)/decrease in receivables	0	2,130,479	0
(Increase)/decrease in inventories	0	(220,021)	0
Increase/(decrease) in payables	0	3,283,795	0
Increase/(decrease) in contract liabilities	0	(1,371,183)	0
Increase/(decrease) in unspent capital grants	(2,707,836)	5,618,973	0
Increase/(decrease) in employee provisions	0	1,281,760	0
Capital grants, subsidies and contributions	(17,221,762)	(7,741,870)	(32,232,351)
Net cash from operating activities	28,420,164	34,333,529	20,811,162

MATERIAL ACCOUNTING POLICES

CASH AND CASH EQUIVALENTS

Cash and cash equivalents include cash on hand, cash at bank, deposits available on demand with banks, other short term highly liquid investments that are readily convertible to known amounts of cash and which are subject to an insignificant risk of changes in value and bank overdrafts.

Bank overdrafts are shown as short term borrowings in current liabilities in Note 3 - Net Current Assets.

FINANCIAL ASSETS AT AMORTISED COST

The Shire classifies financial assets at amortised cost if both of the following criteria are met:

- the asset is held within a business model whose objective is to collect the contractual cashflows, and
- the contractual terms give rise to cash flows that are solely payments of principal and interest.

**SHIRE OF ASHBURTON
NOTES TO AND FORMING PART OF THE BUDGET
FOR THE YEAR ENDED 30 JUNE 2025**

5. PROPERTY, PLANT AND EQUIPMENT

The following assets are budgeted to be acquired and/or disposed of during the year.

	2024/25 Budget					2023/24 Actual					2023/24 Budget				
	Additions	Disposals - Net Book Value	Disposals - Sale Proceeds	Disposals - Profit	Disposals - Loss	Additions	Disposals - Net Book Value	Disposals - Sale Proceeds	Disposals - Profit	Disposals - Loss	Additions	Disposals - Net Book Value	Disposals - Sale Proceeds	Disposals - Profit	Disposals - Loss
	\$	\$	\$	\$	\$	\$	\$	\$	\$	\$	\$	\$	\$	\$	\$
(a) Property, Plant and Equipment															
Land - freehold land	873,240	0	0	0	0	169,955	0	0	0	0	1,150,000	0	0	0	0
Buildings - non-specialised	100,000	0	0	0	0	0	0	0	0	0	0	0	0	0	0
Buildings - specialised	24,523,997	0	0	0	0	6,540,953	0	0	0	0	14,828,179	0	0	0	0
Furniture and equipment	866,444	0	0	0	0	625,427	0	0	0	0	630,400	0	0	0	0
Plant and equipment	4,193,857	913,500	1,224,400	104,500	(77,300)	3,035,896	594,335	663,870	86,759	(17,223)	3,380,300	436,900	1,007,700	652,700	(81,900)
Total	30,557,539	913,500	1,224,400	104,500	(77,300)	10,372,232	594,335	663,870	86,759	(17,223)	19,988,879	436,900	1,007,700	652,700	(81,900)
(b) Infrastructure															
Infrastructure - Airport	1,072,108	0	0	0	0	622,544	0	0	0	0	1,668,300	0	0	0	0
Infrastructure - Coastal Infrastructure	786,547	0	0	0	0	346,992	0	0	0	0	21,287,000	0	0	0	0
Infrastructure - drainage	3,566,189	0	0	0	0	1,165,574	0	0	0	0	1,835,000	0	0	0	0
Infrastructure - Parks and Recreation	7,943,292	0	0	0	0	3,605,070	0	0	0	0	20,290,483	0	0	0	0
Infrastructure - Pathways	976,484	0	0	0	0	51,189	0	0	0	0	1,030,000	0	0	0	0
Infrastructure - Regional Waste Facility	2,659,158	0	0	0	0	2,775,757	0	0	0	0	3,729,941	0	0	0	0
Other infrastructure - Roads	4,173,000	0	0	0	0	3,748,660	0	0	0	0	3,460,600	0	0	0	0
Other infrastructure - Town Infrastructure	17,373,165	0	0	0	0	408,981	0	0	0	0	10,014,900	0	0	0	0
Other infrastructure - Waste - General	105,000	0	0	0	0	34,467	0	0	0	0	40,000	0	0	0	0
Total	38,654,943	0	0	0	0	12,759,234	0	0	0	0	63,356,224	0	0	0	0
Total	69,212,482	913,500	1,224,400	104,500	(77,300)	23,131,466	594,335	663,870	86,759	(17,223)	83,345,103	436,900	1,007,700	652,700	(81,900)

MATERIAL ACCOUNTING POLICIES

RECOGNITION OF ASSETS

Assets for which the fair value as at the date of acquisition is under \$5,000 are not recognised as an asset in accordance with *Financial Management Regulation 17A (5)*. These assets are expensed immediately.

Where multiple individual low value assets are purchased together as part of a larger asset or collectively forming a larger asset exceeding the threshold, the individual assets are recognised as one asset and capitalised.

GAINS AND LOSSES ON DISPOSAL

Gains and losses on disposals are determined by comparing proceeds with the carrying amount. These gains and losses are included in profit or loss in the period which they arise.

**HIRE OF ASHBURTON
NOTES TO AND FORMING PART OF THE BUDGET
FOR THE YEAR ENDED 30 JUNE 2025**

DEPRECIATION

By Class

Buildings - specialised
Furniture and equipment
Plant and equipment
Infrastructure - Airport
Infrastructure - drainage
Infrastructure - Parks and Recreation
Infrastructure - Pathways
Other infrastructure - Roads
Other infrastructure - Town Infrastructure

By Program

Law, order, public safety
Health
Education and welfare
Housing
Community amenities
Recreation and culture
Transport
Economic services
Other property and services

2024/25 Budget	2023/24 Actual	2023/24 Budget
\$	\$	\$
3,436,500	3,436,500	3,436,500
151,900	151,900	151,900
626,400	626,400	626,400
1,139,600	1,139,600	1,139,600
565,600	565,600	565,600
888,000	888,000	888,000
192,300	192,300	192,300
6,822,800	6,822,800	6,822,800
282,100	282,100	282,100
14,105,200	14,105,200	14,105,200
11,900	11,900	11,900
1,400	1,400	1,400
164,100	164,100	164,100
621,500	621,500	621,500
1,147,100	1,147,100	1,147,100
2,216,700	2,216,700	2,216,700
8,397,300	8,397,300	8,397,300
499,200	499,200	499,200
1,046,000	1,046,000	1,046,000
14,105,200	14,105,200	14,105,200

MATERIAL ACCOUNTING POLICIES

DEPRECIATION

The depreciable amount of all fixed assets including buildings but excluding freehold land, are depreciated on a straight-line basis over the individual asset's useful life from the time the asset is held ready for use. Leasehold improvements are depreciated over the shorter of either the unexpired period of the lease or the estimated useful life of the improvements.

The assets residual values and useful lives are reviewed, and adjusted if appropriate, at the end of each reporting period.

An asset's carrying amount is written down immediately to its recoverable amount if the asset's carrying amount is greater than its estimated recoverable amount.

Major depreciation periods used for each class of depreciable asset are:

Buildings - specialised	15 to 100 years
Furniture and equipment	4 to 10 years
Plant and equipment	3 to 20 years
Infrastructure - Airport	10 to 100 years
Infrastructure - drainage	60 to 100 years
Infrastructure - Parks and Recreation	7 to 150 years
Infrastructure - Pathways	35 to 50 Years
Other infrastructure - Roads	10 to 80 years
Other infrastructure - Town Infrastructure	10 to 100 years

AMORTISATION

The depreciable amount of all intangible assets with a finite useful life, are depreciated on a straight-line basis over the individual asset's useful life from the time the asset is held for use.

The assets residual value of intangible assets is considered to be zero and useful live and amortisation method are reviewed at the end of each financial year.

Amortisation is included within Depreciation on non-current assets in the Statement of Comprehensive Income.

**SHIRE OF ASHBURTON
NOTES TO AND FORMING PART OF THE BUDGET
FOR THE YEAR ENDED 30 JUNE 2025**

7. BORROWINGS

(a) Borrowing repayments

Movement in borrowings and interest between the beginning and the end of the current financial year.

Purpose	Loan Number	Institution	Interest Rate	Budget	2024/25	2024/25	Budget	2024/25	Actual	2023/24	2023/24	Actual	2023/24	Budget	2023/24	2023/24	Budget	2023/24
				Principal 1 July 2024	Budget New Loans	Budget Principal Repayments	Principal outstanding 30 June 2025	Budget Interest Repayments	Principal 1 July 2023	Actual New Loans	Actual Principal Repayments	Principal outstanding 30 June 2024	Actual Interest Repayments	Principal 1 July 2023	Budget New Loans	Budget Principal Repayments	Principal outstanding 30 June 2024	Budget Interest Repayments
Onslow Transfer Station	122	WATC	3.1%	\$ 365,774	\$	\$ (365,774)	\$ 0	\$ (8,471)	\$ 720,537	\$ 0	\$ (354,763)	\$ 365,774	\$ (14,106)	\$ 720,537	\$ 0	\$ (354,800)	\$ 365,737	\$ (19,500)
Airport Upgrade	119	WATC	6.4%	49,803		(23,948)	25,855	(2,770)	72,298	0	(22,495)	49,803	(4,223)	72,298	0	(22,500)	49,798	(4,200)
Onslow Administration Ce	124	WATC	3.3%	458,361		(50,821)	407,540	(14,722)	507,540	0	(49,179)	458,361	(14,859)	507,540	0	(49,200)	458,340	(16,400)
				873,938	0	(440,543)	433,395	(25,963)	1,300,375	0	(426,437)	873,938	(33,189)	1,300,375	0	(426,500)	873,875	(40,100)

All borrowing repayments, other than self supporting loans, will be financed by general purpose revenue.
The self supporting loan(s) repayment will be fully reimbursed.

**SHIRE OF ASHBURTON
NOTES TO AND FORMING PART OF THE BUDGET
FOR THE YEAR ENDED 30 JUNE 2025**

7. BORROWINGS

b) New borrowings - 2024/25

The Shire does not intend to undertake any new borrowings for the year ended 30th June 2025

c) Unspent borrowings

The Shire had no unspent borrowing funds as at 30th June 2024 nor is it expected to have unspent borrowing funds as at 30th June 2025.

d) Credit Facilities

	2024/25 Budget	2023/24 Actual	2023/24 Budget
	\$	\$	\$
Undrawn borrowing facilities credit standby arrangements			
Bank overdraft limit	0	0	0
Bank overdraft at balance date	0	0	0
Credit card limit	300,000	300,000	60,000
Credit card balance at balance date	(50,000)	0	(20,000)
Total amount of credit unused	250,000	300,000	40,000
Loan facilities			
Loan facilities in use at balance date	433,395	873,938	873,875

MATERIAL ACCOUNTING POLICIES

BORROWING COSTS

The Shire has elected to recognise borrowing costs as an expense when incurred regardless of how the borrowings are applied.

Fair values of borrowings are not materially different to their carrying amounts, since the interest payable on those borrowings is either close to current market rates or the borrowings are of a short term nature.

Borrowings fair values are based on discounted cash flows using a current borrowing rate.

**SHIRE OF ASHBURTON
NOTES TO AND FORMING PART OF THE BUDGET
FOR THE YEAR ENDED 30 JUNE 2025**

8. LEASE LIABILITIES

Purpose	Lease Number	Institution	Lease Interest Rate	Lease Term	Budget Lease	2024/25	Budget Lease	2024/25	Actual Principal	2023/24	Actual Lease	2023/24	Budget Principal	2023/24	Budget Lease	Budget Lease	2023/24		
					Principal 1 July 2024	Budget New Leases	Principal Repayments	outstanding 30 June 2025		Interest Repayments	Principal 1 July 2023	Actual New Leases		Principal repayments	outstanding 30 June 2024	Interest repayments	Principal 1 July 2023	Budget New Leases	Principal repayments
Photocopier	-	-	3.0%	3	\$ 57,891	\$ -	\$ (57,891)	\$ 0	\$ 0	\$ 119,763	\$ 0	\$ (61,872)	\$ 57,891	\$ (2,777)	\$ 119,764	\$ 0	\$ (67,600)	\$ 52,164	\$ (2,900)
					\$ 57,891	\$ 0	\$ (57,891)	\$ 0	\$ 0	\$ 119,763	\$ 0	\$ (61,872)	\$ 57,891	\$ (2,777)	\$ 119,764	\$ 0	\$ (67,600)	\$ 52,164	\$ (2,900)

MATERIAL ACCOUNTING POLICIES

LEASES

At the inception of a contract, the Shire assesses whether the contract is, or contains, a lease. A contract is, or contains, a lease if the contract conveys the right to control the use of an identified asset for a period of time in exchange for consideration.

At the commencement date, a right-of-use asset is recognised at cost and a lease liability at the present value of the lease payments that are not paid at that date. The lease payments are discounted using the interest rate implicit in the lease, if that rate can be readily determined. If that rate cannot be readily determined, the Shire uses its incremental borrowing rate.

LEASE LIABILITIES

The present value of future lease payments not paid at the reporting date discounted using the incremental borrowing rate where the implicit interest rate in the lease is not readily determined.

**SHIRE OF ASHBURTON
NOTES TO AND FORMING PART OF THE BUDGET
FOR THE YEAR ENDED 30 JUNE 2025**

9. RESERVE ACCOUNTS

a) Reserve Accounts - Movement

	2024/25				2023/24				2023/24			
	Opening Balance	Transfer to	Budget Transfer (from)	Closing Balance	Opening Balance	Transfer to	Actual Transfer (from)	Closing Balance	Opening Balance	Transfer to	Budget Transfer (from)	Closing Balance
	\$	\$	\$	\$	\$	\$	\$	\$	\$	\$	\$	\$
Restricted by council												
a) Airport reserve	8,872,368	3,566,300	(1,638,808)	10,799,860	9,483,608	330,160	(941,401)	8,872,368	9,483,608	455,500	(1,686,054)	8,253,054
b) Assets and Infrastructure	643,382	6,532,800	(600,000)	6,576,182	549,260	94,122	0	643,382	549,260	28,700		577,960
c) Financial Risk	5,491,822	340,000	(800,000)	5,031,822	5,693,606	198,216	(400,000)	5,491,822	5,693,606	298,200	(500,000)	5,491,806
d) Future Projects	27,883,460	1,657,100	(23,186,096)	6,354,464	11,003,695	16,879,765	0	27,883,460	11,003,696	266,900	(3,500,000)	7,770,596
e) Housing	2,072,108	7,500,000	(1,500,534)	8,071,574	74	2,072,034	0	2,072,108	500,074	445,000		945,074
f) Joint Venture Housing	5,381	300	(5,681)	0	5,200	181	0	5,381	5,200	200		5,400
g) Onslow Community Infrastructure	203,659	12,200	(215,859)	0	203,659	0	0	203,659	203,659	8,100		211,759
h) Plant Replacement	795,424	115,400	(131,507)	779,317	1,931,871	176,763	(1,313,210)	795,424	1,931,871	130,900	(1,378,123)	684,648
i) Property Development	3,194,072	184,300	(1,220,000)	2,158,372	3,086,615	107,457	0	3,194,072	3,086,616	161,700		3,248,316
j) Tom Price Administration Facility	12,501,356	721,400	0	13,222,756	12,080,778	420,578	0	12,501,356	10,302,094	449,400	(5,000,000)	5,751,494
k) Waste Services and Site Rehabilitation	2,781,986	101,200	(2,659,158)	224,028	1,694,979	1,857,761	(770,755)	2,781,986	1,694,979	75,600	(1,669,286)	101,293
l) COVID-19 Relief and Stimulus	199,805	11,500	(211,305)	0	193,083	6,722	0	199,805	193,084	500		193,584
	64,644,823	20,742,500	(32,168,947)	53,218,375	45,926,430	22,143,758	(3,425,365)	64,644,823	44,647,747	2,320,700	(13,733,463)	33,234,984

b) Reserve Accounts - Purposes

In accordance with Council resolutions in relation to each reserve account, the purpose for which the reserves are set aside are as follows:

Reserve name	Anticipated date of use	Purpose of the reserve
a) Airport reserve	Ongoing	To contribute towards operational deficits and improvements, and receive operational surpluses for the Onslow Airport.
b) Assets and Infrastructure	Ongoing	To contribute towards funding new, upgrade and renewal initiatives associated with Council assets and infrastructure.
c) Financial Risk	Ongoing	To contribute towards mitigating, or funding, significant adverse financial impacts through legal, rate revenue reduction, or other reasons.
d) Future Projects	Ongoing	To contribute towards the funding of higher-cost projects, as identified in the Long-Term Financial Plan.
e) Housing	Ongoing	To contribute towards the provision for housing to maintain, improve or increase Council's housing portfolio.
f) Joint Venture Housing	2024-2025	To contribute towards Council's contribution for repairs and maintenance to Joint Venture Housing which Council has a contractual obligation to
g) Onslow Community Infrastructure	2024-2025	To contribute towards the development of community infrastructure projects and community facilities in Onslow.
h) Plant Replacement	Ongoing	To contribute towards the funding of new and replacement plant and machinery.
i) Property Development	Ongoing	To contribute towards purchasing, developing and selling property for economic benefit.
j) Tom Price Administration Facility	2027-2028	To contribute towards funding a new Council Administration Facility in Tom Price.
k) Waste Services and Site Rehabilitation	Ongoing	To contribute towards initiatives, upgrades, modifications and rehabilitation of Council's General Waste Facilities.
l) COVID-19 Relief and Stimulus	2024-2025	To contribute towards support and relief initiatives for those impacted by COVID-19.

**HIRE OF ASHBURTON
OTES TO AND FORMING PART OF THE BUDGET
OR THE YEAR ENDED 30 JUNE 2025**

0. OTHER INFORMATION

	2024/25 Budget	2023/24 Actual	2023/24 Budget
	\$	\$	\$
The net result includes as revenues			
(a) Interest earnings			
Investments	2,742,500	1,286,744	1,875,700
Other Funds	2,156,100	2,185,424	1,500,000
Late payment of fees and charges *	4,000	4,126	20,000
Other interest revenue	68,100	60,602	50,000
	4,970,700	3,536,897	3,445,700
* The Shire has resolved to charge interest under section 6.13 for the late payment of any amount of money at 11%.			
The net result includes as expenses			
b) Auditors remuneration			
Audit services	134,300	98,418	53,600
Other services	6,000	6,000	0
	140,300	104,418	53,600
(c) Interest expenses (finance costs)			
Borrowings (refer Note 7(a))	25,963	33,189	40,100
Interest on lease liabilities (refer Note 8)	0	2,777	2,900
	25,963	35,966	43,000
(d) Write offs			
General rate	0	101,392	0
Fees and charges	0	0	5,500
	0	101,392	5,500

SHIRE OF ASHBURTON
NOTES TO AND FORMING PART OF THE BUDGET
FOR THE YEAR ENDED 30 JUNE 2025

11. ELECTED MEMBERS REMUNERATION

	2024/25 Budget	2023/24 Actual	2023/24 Budget
	\$	\$	\$
Cr Audra Smith			
President's allowance	68,552	45,689	0
Meeting attendance fees	33,706	29,948	24,170
Annual allowance for ICT expenses	3,120	3,008	3,000
Travel and accommodation expenses	4,500	3,274	4,500
	109,878	81,919	31,670
Cr Kerry White			
President's allowance	0	20,407	65,915
Deputy President's allowance	17,138	11,286	0
Meeting attendance fees	25,137	26,787	32,410
Annual allowance for ICT expenses	3,120	3,008	3,000
Travel and accommodation expenses	4,500	5,160	4,500
	49,895	66,648	105,825
Cr Matthew Lynch			
Deputy President's allowance	0	5,237	16,478
Meeting attendance fees	25,137	24,236	24,170
Annual allowance for ICT expenses	3,120	3,008	3,000
Travel and accommodation expenses	4,500	4,077	4,500
	32,757	36,558	48,148
Cr Melanie Gallanagh			
Meeting attendance fees	25,137	24,236	24,170
Annual allowance for ICT expenses	3,120	3,008	3,000
Travel and accommodation expenses	4,500	2,800	4,500
	32,757	30,044	31,670
Cr Linton Rumble			
Meeting attendance fees	25,137	24,236	24,170
Annual allowance for ICT expenses	3,120	3,008	3,000
Travel and accommodation expenses	4,500	3,017	4,500
	32,757	30,262	31,670
Cr Rory De Pledge			
Meeting attendance fees	25,137	24,236	24,170
Annual allowance for ICT expenses	3,120	3,008	3,000
Travel and accommodation expenses	4,500	5,253	4,500
	32,757	32,498	31,670
Cr Alana Sullivan			
Meeting attendance fees	25,137	24,236	24,170
Annual allowance for ICT expenses	3,120	3,008	3,000
Travel and accommodation expenses	4,500	2,760	4,500
	32,757	30,004	31,670
Cr Brie Healy			
Meeting attendance fees	25,137	16,753	0
Annual allowance for ICT expenses	3,120	2,079	0
Travel and accommodation expenses	4,500	1,334	0
	32,757	20,167	0
Cr Rosanne Kapor			
Meeting attendance fees	25,137	7,152	0
Annual allowance for ICT expenses	3,120	888	0
Travel and accommodation expenses	4,500	1,083	0
	32,757	9,122	0
Ex Tina Mladenovic			
Meeting attendance fees	0	9,933	24,170
Annual allowance for ICT expenses	0	1,233	3,000
Travel and accommodation expenses	0	98	4,500
	0	11,264	31,670
Ex. Cr Jamie Richardson			
Meeting attendance fees	0	7,483	24,170
Annual allowance for ICT expenses	0	929	3,000
Travel and accommodation expenses	0	0	4,500
	0	8,412	31,670
Total Elected Member Remuneration	389,072	356,896	375,663
President's allowance	68,552	66,096	65,915
Deputy President's allowance	17,138	16,523	16,478
Meeting attendance fees	234,802	219,237	225,770
Annual allowance for ICT expenses	28,080	26,186	27,000
Travel and accommodation expenses	40,500	28,854	40,500
	389,072	356,896	375,663

**MUNICIPALITY OF ASHBURTON
NOTES TO AND FORMING PART OF THE BUDGET
FOR THE YEAR ENDED 30 JUNE 2025**

2. MAJOR LAND TRANSACTIONS

(a) Details

Expansion of existing lease area on Lot 550 on DP 414367 (Crown Reserve 53324) Onslow Road, Onslow

(b) Current year transactions

Note	2024/25 Budget	2023/24 Actual	2023/24 Budget
	\$	\$	\$
Operating revenue			
Lease Fees	100,000	100,000	100,000
	<u>100,000</u>	<u>100,000</u>	<u>100,000</u>

(c) Expected future cash flows

	2024/25	2025/26	2026/27	2027/28	2028/29	Total
	\$	\$	\$	\$	\$	\$
Cash Inflows						
Lease fees	100,000	150,000	150,000	150,000	150,000	700,00
	<u>100,000</u>	<u>150,000</u>	<u>150,000</u>	<u>150,000</u>	<u>150,000</u>	<u>700,00</u>
Net cash flows	<u>100,000</u>	<u>150,000</u>	<u>150,000</u>	<u>150,000</u>	<u>150,000</u>	<u>700,00</u>

**SHIRE OF ASHBURTON
NOTES TO AND FORMING PART OF THE BUDGET
FOR THE YEAR ENDED 30 JUNE 2025**

3. TRADING UNDERTAKINGS AND MAJOR TRADING UNDERTAKINGS

Airport

(a) Details

The Shire's objective is to maintain a safe landing airstrip and functional airport amenities conducive to the promotion of the district as a tourist and business destination. Ongoing costs are met by landing fees charged. Annual surpluses, as determined by Council, are transferred to a cash backed reserve account to finance future upgrades and modifications to the facility.

(b) Statement of Comprehensive Income

	2023/24 Actual	2024/25 Budget	2025/26 Forecast	2026/27 Forecast	2027/28 Forecast	2028/29 Forecast	2029/30 Forecast
	\$	\$	\$	\$	\$	\$	\$
Revenue							
Airport Fees	3,460,071	3,702,700	3,776,754	3,852,289	3,929,335	4,007,922	4,088,080
	3,460,071	3,702,700	3,776,754	3,852,289	3,929,335	4,007,922	4,088,080
Expenditure							
Airport Operations	(3,134,066)	(3,099,562)	(3,161,553)	(3,224,784)	(3,289,280)	(3,355,066)	(3,422,167)
	(3,134,066)	(3,099,562)	(3,161,553)	(3,224,784)	(3,289,280)	(3,355,066)	(3,422,167)
NET RESULT	326,005	603,138	615,201	627,505	640,055	652,856	665,913
TOTAL COMPREHENSIVE INCOME	326,005	603,138	615,201	627,505	640,055	652,856	665,913

Pilbara Regional Waste Management Facility**(c) Details**

The Shire's objective is to maintain a Class IV Waste Management Facility on the outskirts of Onslow. The facility is to be promoted for use by the Pilbara Region, and is designed to handle large quantities of industrial waste. Annual surpluses, as determined by Council, are transferred to a cash backed reserve account to finance future upgrades and modifications to the facility.

(d) Statement of Comprehensive Income

	2023/24 Actual	2024/25 Budget	2025/26 Forecast	2026/27 Forecast	2027/28 Forecast	2028/29 Forecast	2029/30 Forecast
	\$	\$	\$	\$	\$	\$	\$
Revenue							
Fees and Charges	1,515,379	3,100,000	3,162,000	3,225,240	3,289,745	3,355,540	3,422,650
	1,515,379	3,100,000	3,162,000	3,225,240	3,289,745	3,355,540	3,422,650
Expenditure							
Facility Operations	(2,966,799)	(3,344,747)	(3,411,642)	(3,479,875)	(3,549,472)	(3,620,462)	(3,692,871)
	(2,966,799)	(3,344,747)	(3,411,642)	(3,479,875)	(3,549,472)	(3,620,462)	(3,692,871)
NET RESULT	(1,451,420)	(244,747)	(249,642)	(254,635)	(259,727)	(264,922)	(270,220)
TOTAL COMPREHENSIVE INCOME	(1,451,420)	(244,747)	(249,642)	(254,635)	(259,727)	(264,922)	(270,220)

**HIRE OF ASHBURTON
OTES TO AND FORMING PART OF THE BUDGET
OR THE YEAR ENDED 30 JUNE 2025**

4. TRUST FUNDS

Funds held at balance date which are required by legislation to be credited to the trust fund and which are not included in the financial statements are as follows:

Detail	Balance 30 June 2024	Estimated amounts received	Estimated amounts paid	Estimated balance 30 June 2025
	\$	\$	\$	\$
Cash in lieu of public open space	6,000	0	0	6,000
Interest Earnings	17		(17)	0
	6,017	0	(17)	6,000

FINANCIAL STATEMENT OF ASHBURTON

REVENUES

RATES

All rates levied under the *Local Government Act 1995*. Includes general, differential, specific area rates, minimum payment, interim rates, back rates, ex-gratia rates, less discounts offered.

Exclude administration fees, interest on instalments, interest on arrears, service charges and sewerage rates.

GRANTS, SUBSIDIES AND CONTRIBUTIONS

All amounts received as grants, subsidies and contributions that are not capital grants.

CAPITAL GRANTS, SUBSIDIES AND CONTRIBUTIONS

Amounts received specifically for the acquisition, construction of new or the upgrading of non-current assets paid to a local government, irrespective of whether these amounts are received as capital grants, subsidies, contributions or donations.

REVENUE FROM CONTRACTS WITH CUSTOMERS

Revenue from contracts with customers is recognised when the local government satisfies its performance obligations under the contract.

FEES AND CHARGES

Revenues (other than service charges) from the use of facilities and charges made for local government services, sewerage rates, rentals, hire charges, fee for service, photocopying charges, licences, sale of goods or information, fines, penalties and administration fees.

Local governments may wish to disclose more detail such as rubbish collection fees, rental of property, fines and penalties, other fees and charges.

SERVICE CHARGES

Service charges imposed under *Division 6 of Part 6 of the Local Government Act 1995*. Regulation 54 of the *Local Government (Financial Management) Regulations 1996* identifies the charges which can be raised. These are television and radio broadcasting, underground electricity and neighbourhood surveillance services and water. Exclude rubbish removal charges which should not be classified as a service charge. Interest and other items of a similar nature received from bank and investment accounts, interest on rate instalments, interest on rate arrears and interest on debtors.

INTEREST REVENUE

Interest and other items of a similar nature received from bank and investment accounts, interest on rate instalments, interest on rate arrears and interest on debtors.

OTHER REVENUE / INCOME

Other revenue, which cannot be classified under the above headings, includes dividends, discounts, rebates etc.

PROFIT ON ASSET DISPOSAL

Gain on the disposal of assets including gains on the disposal of long-term investments.

EXPENSES

EMPLOYEE COSTS

All costs associated with the employment of person such as salaries, wages, allowances, benefits such as vehicle and housing, superannuation, employment expenses, removal expenses, relocation expenses, worker's compensation insurance, training costs, conferences, safety expenses, medical examinations, fringe benefit tax, etc.

Note *AASB 119 Employee Benefits* provides a definition of employee benefits which should be considered.

MATERIALS AND CONTRACTS

All expenditures on materials, supplies and contracts not classified under other headings. These include supply of goods and materials, legal expenses, consultancy, maintenance agreements, communication expenses (such as telephone and internet charges), advertising expenses, membership, periodicals, publications, hire expenses, rental, leases, postage and freight etc.

Local governments may wish to disclose more detail such as contract services, consultancy, information technology and rental or lease expenditures.

UTILITIES (GAS, ELECTRICITY, WATER)

Expenditures made to the respective agencies for the provision of power, gas or water.

Exclude expenditures incurred for the reinstatement of roadwork on behalf of these agencies.

INSURANCE

All insurance other than worker's compensation and health benefit insurance included as a cost of employment.

LOSS ON ASSET DISPOSAL

Loss on the disposal of fixed assets.

DEPRECIATION ON NON-CURRENT ASSETS

Depreciation and amortisation expenses raised on all classes of assets.

FINANCE COSTS

Interest and other costs of finance paid, including costs of finance for loan debentures, overdraft accommodation and refinancing expenses.

OTHER EXPENDITURE

Statutory fees, taxes, provision for bad debts, member's fees or levies including DFES levy and State taxes. Donations and subsidies made to community groups.

**HIRE OF ASHBURTON
NOTES TO AND FORMING PART OF THE BUDGET
OR THE YEAR ENDED 30 JUNE 2025**

5. REVENUE AND EXPENDITURE

i) Revenue Recognition

Recognition of revenue from contracts with customers is dependant on the source of revenue and the associated terms and conditions associated with each source of revenue and recognised as follows:

Revenue Category	Nature of goods and services	When obligations typically satisfied	Payment terms	Returns/Refunds/Warranties	Timing of Revenue recognition
Grant contracts with customers	Community events, minor facilities, research, design, planning evaluation and services	Over time	Fixed terms transfer of funds based on agreed milestones and reporting	Contract obligation if project not complete	Output method based on project milestones and/or completion date matched to performance obligations as inputs are shared
Licences/ Registrations/ Approvals	Building, planning, development and animal management, having the same nature as a licence regardless of naming.	Single point in time	Full payment prior to issue	None	On payment and issue of the licence, registration or approval
Waste management entry fees	Waste treatment, recycling and disposal service at disposal sites	Single point in time	Payment in advance at gate or on normal trading terms if credit provided	None	On entry to facility
Airport landing charges	Permission to use facilities and runway	Single point in time	Monthly in arrears	None	On landing/departure event
Fees and charges for other goods and services	Cemetery services, library fees, reinstatements and private works	Single point in time	Payment in full in advance	None	Output method based on provision of service or completion of works
Sale of stock	Aviation fuel, kiosk and visitor centre stock	Single point in time	In full in advance, on 15 day credit	Refund for faulty goods	Output method based on goods

**SHIRE OF ASHBURTON
NOTES TO AND FORMING PART OF THE BUDGET
FOR THE YEAR ENDED 30 JUNE 2025**

6. PROGRAM INFORMATION

Key Terms and Definitions - Reporting Programs

In order to discharge its responsibilities to the community, Council has developed a set of operational and financial objectives. These objectives have been established both on an overall basis, reflected by the Shire's Community Vision, and for each of its broad activities/programs.

OBJECTIVE

ACTIVITIES

Governance

To provide a decision making process for the efficient allocation of scarce resources.

Includes the activities of members of Council and the administrative support available to the Council for the provision of governance of the district. Other costs relate to the task of assisting council members and ratepayers on matters which do not concern specific local government services.

General purpose funding

To collect revenue to allow for the provision of services.

Rates, general purpose government grants and interest revenue.

Law, order, public safety

To provide services to help ensure a safer and environmentally conscious community.

Supervision and enforcement of various local laws relating to fire prevention, animal control and other aspects of public safety including emergency services.

Health

To provide an operational framework for environmental and community health.

Inspection of food outlets and their control, provision of meat inspection services, noise control and waste disposal compliance.

Education and welfare

To provide services to disadvantaged persons, the elderly, children and youth.

Maintenance of child minding centre, playgroup centre, senior citizen centre and aged care centre. Provision and maintenance of home care programs and youth services.

Housing

To provide and maintain Shire Residential housing.

To manage housing. Involves the management and maintenance of staff and rental housing

Community amenities

To provide services required by the community.

Rubbish collection services, operation of rubbish disposal sites, litter control, construction and maintenance of urban storm water drains, protection of the environment and administration of town planning schemes, cemetery and public conveniences.

Recreation and culture

To establish and effectively manage infrastructure and resources which will help the social well being of the community.

Maintenance of public halls, civic centres, aquatic centre, beaches, recreation centres and various sporting facilities. Provision and maintenance of parks, gardens and playgrounds. Operation of library, museum and other cultural facilities.

Transport

To provide safe, effective and efficient transport services to the community.

Construction and maintenance of roads, streets, footpaths, depots, cycle ways, parking facilities and traffic control. Cleaning of streets and maintenance of street trees, street lighting etc.

Economic services

To help promote the local government and its economic wellbeing.

Tourism and area promotion including the maintenance and operation of a caravan park. Provision of rural services including weed control, vermin control and standpipes. Building Control.

Other property and services

To monitor and control operating accounts.

Private works operation, plant repair and costs.

**HIRE OF ASHBURTON
OTES TO AND FORMING PART OF THE BUDGET
OR THE YEAR ENDED 30 JUNE 2025**

7. FEES AND CHARGES

	2024/25 Budget	2023/24 Actual	2023/24 Budget
	\$	\$	\$
By Program:			
General purpose funding	28,300	25,423	36,800
Law, order, public safety	65,600	79,993	51,000
Health	134,800	133,041	132,200
Education and welfare	28,500	24,499	10,800
Housing	25,000	30,554	171,100
Community amenities	7,494,700	4,796,290	3,478,300
Recreation and culture	485,900	537,492	398,900
Transport	3,702,700	3,459,857	3,485,500
Economic services	1,636,500	1,928,972	1,269,400
Other property and services	121,807	180,505	523,000
	13,723,807	11,196,624	9,557,000

The subsequent pages detail the fees and charges proposed to be imposed by the local government.

Fees and Charges 2024-2025



Document Control

Version	Approved by	Classification	Resolution	Date
1	Ordinary Council	Orginal	055/2022	10/05/2022
2	Ordinary Council	Budget	099/2022	28/07/2022
3	Ordinary Council	Amended	126/2022	13/09/2022
4	Ordinary Council	Amended	141/2022	11/10/2022
5	Ordinary Council	Amended	101/2023	13/06/2023
6	Ordinary Council	Amended		

Amendments

Type	Date	Resolution	Effective Date	Description
Amendment	13/09/2022	126/2022	3/10/2022	Change to Waste 2 Domestic Waste Description - Per Tonne
Amendment	13/09/2022	126/2022	3/10/2022	Change to Waste 2 Domestic Waste Description - Per M3
New Fee	13/09/2022	126/2022	3/10/2022	Commercial Loose cubic metre type 2 waste – Paraburdoo and Onslow Transfer Station
Amendment	11/10/2022	141/2022	24/10/2022	Deletions – Onslow Community Garden – Kitchen Fee, Per Hire, \$22.50, Commercial / Business Operator Use, with Kitchen, Per Hire, \$109.00, Charitable / Community / Sporting Group Use, with Kitchen, Per Hire, \$55.00 Additions – Commercial / Business Operator Use, with Kitchen and pizza oven, Per Hire, \$20.00 Charitable / Community / Sporting Group Use, with Kitchen and pizza oven, Per Hire, \$10.00
Amendment	13/06/2023	101/2023	1/07/2023	Various amendments to the new financial years fees and charges
Amendment			1/07/2024	Various amendments to the new financial years fees and charges



Accommodation

Details	Basis of Charge	GST	2024-2025
			(Incl GST) \$
Transit accommodation for commercial / contractor			
Warara Street, Tom Price	per room, per night	Y	180.00
Warara Street, Tom Price	whole house, per night	Y	360.00
Weelamurra Court, Tom Price	per room, per night	Y	180.00
Weelamurra Court, Tom Price	whole house, per night	Y	540.00
Willow Street, Tom Price	per room, per night	Y	180.00
Willow Street, Tom Price	whole house, per night	Y	1,260.00
Simpson Street, Onslow	per room, per night	Y	180.00
Simpson Street, Onslow	whole house, per night	Y	720.00
Payne Way A, Onslow (NEW)	per room, per night	Y	180.00
Payne Way A, Onslow (NEW)	whole house, per night	Y	720.00
Payne Way B, Onslow (NEW)	per room, per night	Y	180.00
Payne Way B, Onslow (NEW)	whole house, per night	Y	540.00
First Ave, Onslow (NEW)	per room, per night	Y	180.00
First Ave, Onslow (NEW)	whole house, per night	Y	720.00
Capricorn Avenue, Paraburdoo	per room, per night	Y	180.00
Capricorn Avenue, Paraburdoo	whole house, per night	Y	720.00
Excess cleaning fee transit houses	per transit house rules	Y	300.00
Community Group authorised facilitators / presenters	discount, per use		50%
Consecutive nights discount	>7 nights consecutive stay		20%
Staff accommodation			
Shire-owned dwelling - Onslow	per dwelling, per week	-	500.00
Shire-owned dwelling - Tom Price	per dwelling, per week	-	500.00
Shire-owned dwelling - Paraburdoo	per dwelling, per week	-	500.00
Shire-leased dwelling - Onslow	per dwelling, per week	-	per agreement
Shire-leased dwelling - Tom Price	per dwelling, per week	-	per agreement
Shire leased dwelling - Paraburdoo	per dwelling, per week	-	per agreement
Bonds	per dwelling, at start	-	per agreement
Replacement Keys	at costs	Y	at cost
Maintenance call out fee ²	at costs	Y	at cost

² As per tenancy agreement, to attend out of hours maintenance enquiries, where the tenant is deemed to be at fault.

Airport

Details	Basis of Charge	GST	2024-2025 (Incl GST) \$
Landing fees - Certified maximum take-off weight			
5,700 kg or less	per landing, per tonne	Y	11.00
5,701 kg to 20,000 kg	per landing, per tonne	Y	28.00
20,001 kg or greater	per landing, per tonne	Y	36.00
Aircraft parking - Main apron			
Non-RPT aircraft - Single use in excess of 1 hours	per tonne, per hour	Y	4.00
Non-RPT aircraft - Single use (6:00pm to 7:00am)	per tonne	Y	4.00
Aircraft parking - General aviation aprons (non-leased sites)			
Aircraft < 5,700kg - Ad hoc, itinerate users	per night	Y	24.00
Aircraft < 5,700kg - Locally based aircraft	per month	Y	52.00
Aircraft < 5,700kg - Locally based aircraft	per annum	Y	561.00
Aircraft parking - General aviation apron (leased sites)			
All users	per aircraft	Y	per agreement
<i>Exempt Aircraft - RFDS, Emergency Rescue , Angel Flights, Military, Charity Flights and special events</i>			
Airport aircraft hangar			
Hangar lease	per hanger unit	Y	per agreement
General (Mike) - Ad hoc usage (Minimum 90 m2)	per sqm, per day	Y	0.40
General (Mike) - Ad hoc usage (Minimum 90 m2)	per sqm, per week	Y	2.20
General (Tango) - Ad hoc usage (Minimum 150 m2)	per sqm, per day	Y	0.40
General (Tango) - Ad hoc usage (Minimum 150 m2)	per sqm, per week	Y	2.20
Rotary Wing - Ad hoc usage (Minimum 200 m2)	per sqm, per day	Y	0.40
Rotary Wing - Ad hoc usage (Minimum 200 m2)	per sqm, per week	Y	2.20
Reimbursement recovery - Electricity	per billing period	Y	at Cost
Reimbursement recovery - Water	per billing period	Y	
Ad hoc usage - Bond	per hire	Y	500.00
Ad hoc usage - Key bond	per key	Y	100.00
Community group with community lease discount	per agreement	Y	per resolution

Details	Basis of Charge	GST	2024-2025 (Incl GST) \$
Office and Terminal Space			
Terminal Building			
Terminal floor space - Ad hoc usage	per sqm, per hour	Y	per agreement
Terminal floor space - Ad hoc usage	per sqm, per day	Y	per agreement
Briefing room	per annum	Y	per agreement
Briefing room - Ad hoc usage	per hour	Y	45.00
Briefing room - Ad hoc usage	per day	Y	315.00
Briefing room - Ad hoc usage bond	per hire	Y	500.00
Briefing room - Ad hoc usage key bond	per key	Y	100.00
Briefing room - Ad hoc usage non-exclusive (operations)	per room, per week	Y	450.00
Hanger Offices			
Hanger office - adhoc usage	per day		
Hanger office - LongTerm	per instance		per agreement
Passenger service charge			
Adult and child - Arriving and departing	per passenger	Y	27.00
Security Levy			
Security and screening charge <i>(Minimum \$1000 per departing flight)</i>	per departing passenger	Y	26.00
Overtime screening fee - Applied to delayed services <i>(After Hours 1900-0600 fee per hour (charge in addition to security charge per departing screening charge)</i>	per hour	Y	705.95
Common user check-in counter	per passenger	Y	1.20
<i>Passenger fees / head tax is applicable on services above 5,700 kg for all arrivals and departures. The Shire of Ashburton reserves the right to establish agreements, incorporating elements of the standard fees and charges listed with partners (including RPT, open and closed charters) based on commercial arrangements.</i>			
Airside environmental charge			
Failure to adequately clean fuel or oil spills	per incident	Y	per incident
<i>This charge applies only to cleaning of fuel and oil spills at the airport.</i>			



Details	Basis of Charge	GST	2024-2025 (Incl GST) \$
Other Airport Charges			
Terminal advertising	per instance	Y	per agreement
Car rental booth	per instance	Y	per agreement
Terminal floor space	per instance	Y	per agreement
Kiosk	per instance	Y	per agreement
Hire car parking bays	per instance	Y	per agreement
Dispatch office	per instance	Y	per agreement
Shared office space	per instance	Y	per agreement
Airport vending machines - Stocked by external party	per instance	Y	per agreement
Other Statutory			
Application for Approval to Carrying out controlled activity as perscribed in CASR Part 139 (Aerodromes) Manual of Standards 2019			
External assesment	per instance		at cost
Property leases			
Landside / airside lots	per lot, per annum	Y	per agreement
Fuel farm lots	per lot, per annum	Y	per agreement
Reimbursement recovery - Electricity	per billing period	Y	at Cost
Reimbursement recovery - Water	per billing period	Y	at Cost
Other Airport			
Kiosk refreshments	per item	Y	retail pricing
Vending machine refreshments	per item	Y	retail pricing
Airport replacement KA key	per key	Y	50.00
Aviation security identification card	per card	Y	336.60
Aviation security identification card - Replacement	per card	Y	60.00
Terminal key / access card - Deposit	per card	-	50.00
Terminal key / access card - Replacement	per card	Y	55.00
Ad hoc usage - Key bond	per key	-	100.00
Clean Fill	per m ³	Y	6.60
Air services reporting officer requirement	per hour	Y	110.00
Airport Services Officer (Minimum)	per hour	Y	145.00
Airport Services Officer (< 1 hour)	per 15 minutes	Y	40.00



Aquatic Facilities

Details	Basis of Charge	GST	2024-2025 (Incl GST) \$
Entry			
Infants (0 to 4 years)	per person	Y	1.00
Children (5 to 15 years)	per person	Y	3.00
Adults (16 years and over)	per person	Y	5.00
Concession / Health Care / Disability card holders	per person	Y	3.00
Family (2 x adults, 2 x children)	per family	Y	15.00
Carnival swimmer - Education program	per child	Y	2.50
Carnival swimmer - Education program	per person	Y	1.00
Swimming carnivals	per child	Y	2.50
Vacation swimmer - Education program	per child	Y	2.50
Multi-entry passes			
10 x child passes	per pass	Y	24.00
10 x adult passes	per pass	Y	40.00
20 x child passes	per pass	Y	45.00
20 x adult passes	per pass	Y	75.00
Swim Club Member discount	per pass	Y	20%
Season pass			
Child	per pass	Y	122.00
Adult	per pass	Y	173.00
Family (2 x adults, 2 x children)	per pass	Y	356.00
Extra child on family pass	per child, per pass	Y	25.50
Member discount	per pass	Y	20%
<i>Passes are valid at any Shire of Ashburton aquatic facility.</i>			
<i>Free entry is provided to the public on Australia Day, Easter, Christmas events and the Virtual Rottnest Swim.</i>			
<i>No refunds are available on pool entry fees, including passes.</i>			
<i>A Companion Card holder is entitled to free access when the holder is accompanying the person being cared for.</i>			
Sales			
Pro-shop	per item	Y	retail pricing
Kiosk sales	per item	Y	retail pricing

Details	Basis of Charge	GST	2024-2025 (Incl GST) \$
Swimming programs and courses			
Bronze Medallion (including award fees)	per person	Y	market rate
Bronze Medallion re-qualification (including award fees)	per person	Y	market rate
Resuscitation (including award fees)	per person	Y	market rate
Resuscitation re-qualification (including award fees)	per person	Y	market rate
Private tuition and other courses	per person	Y	market rate
Pool Lifeguard program	per person	Y	market rate
Aqua Fitness Instructor program	per person	Y	market rate
Infant Aquatics program	per person	Y	market rate
Facility hire			
Lane hire	per hour, per lane	Y	10.50
Pool hire - Private functions - Outside normal hours	per hour	Y	207.50
Bond - Facility	per hire	-	500.00
Not-for-profit junior organisation discount	per hire	Y	50%

Hiring of lanes and pool will be assessed in relation to other events, requirements and usage of the facility.



Building Control

Details	Basis of Charge	GST	2024-2025 (Incl GST) \$
Uncertified building permit applications - House and domestic buildings			
Building permit - Minimum fee	per application	-	110.00
Building Permit Class 1 or 10 - Above minimum	per application	-	per calculation 0.32% of estimated development cost
Building services levy - Minimum fee	per application	-	61.65
Building services levy - Applications over \$45,000	per application	-	per calculation 0.137% of estimated development cost
Building Construction Industry Training Fund levy - Applications over \$20,000	per application	-	per calculation 0.2% of estimated development cost
Certified building permit applications - House and domestic buildings			
Building permit - Minimum fee	per application	-	110.00
Building Permit Class 1 or 10 - Above minimum	per application	-	per calculation 0.19% of estimated development cost
Building services levy - Minimum fee	per application	-	61.65
Building services levy - Applications over \$45,000	per application	-	per calculation 0.137% of estimated development cost
Building Construction Industry Training Fund levy - Applications over \$20,000	per application	-	per calculation 0.2% of estimated development cost
Certified building permit applications - Commercial, industrial and public buildings			
Council request for compliance certificate - Minimum fee	per application	-	175.00
Council request for compliance certificate - Above minimum	per application	-	per calculation 0.12% of estimated cost but not less than \$175.01
Building permit - Minimum fee	per application	-	110.00
Building permit - Class 2 to 9 - Above minimum	per application	-	per calculation 0.09% of estimated development cost
Building services levy - Minimum fee	per application	-	61.65
Building services levy - Applications over \$45,000	per application	-	per calculation 0.137% of estimated development cost
Building Construction Industry Training Fund levy - Applications over \$20,000	per application	-	per calculation 0.2% of estimated development cost



Details	Basis of Charge	GST	2024-2025 (Incl GST) \$
Building permit - Certificate of design compliance - Commercial, industrial and public buildings			
Application - Class 2 to 9 - Minimum fee	per application	-	270.00
Application - Class 2 to 9 - \$150,001 to \$500,000	per application	-	per calculation \$270 plus 0.15% in excess of \$150,000
Application - Class 2 to 9 - \$500,001 to \$1 million	per application	-	per calculation \$795 plus 0.14% in excess of \$500,000
Application - Class 2 to 9 - Above \$1 million	per application	-	per calculation \$1,495 plus 0.13% in excess of \$1 million
Building services levy - Minimum fee	per application	-	61.65
Building services levy - Applications over \$45,000	per application	-	per calculation 0.137% of estimated development cost
Building Construction Industry Training Fund levy - Applications over \$20,000	per application	-	per calculation 0.2% of estimated development cost
Demolition permits			
Demolition permit application - Class 1 or 10	per building	-	110.00
Demolition permit application - Class 2 to 9	per building storey	-	110.00
Building services levy - Minimum fee	minimum fee	-	61.65
Building services levy - Applications over \$45,000	per application	-	per calculation 0.137% of estimated development cost
Building Construction Industry Training Fund levy - Applications over \$20,000	per application	-	per calculation 0.2% of estimated development cost
Occupancy permits - Commercial, industrial and public buildings			
Occupancy application	per application	-	110.00
Temporary occupancy application	per application	-	110.00
Modify occupancy application	per application	-	110.00
Replacement occupancy application	per application	-	110.00
For registration of strata scheme - Minimum	per application	-	115.00
For registration of strata scheme - Each above minimum	per application	-	11.60
For plans for re-subdivision - Minimum	per application	-	115.00
For plans for re-subdivision - Each above minimum	per application	-	11.60
Building services levy - Minimum fee	per application	-	61.65



Details	Basis of Charge	GST	2024-2025 (Incl GST) \$
Occupancy permit - Building unauthorised - Commercial, industrial and public buildings			
Occupancy application - Minimum fee	per application	-	110.00
Occupancy application - Above minimum	per application	-	per calculation 0.18% of estimated development cost
Building services levy - Minimum fee	per application	-	123.30
Building services levy - Applications over \$45,000	per application	-	per calculation 0.275% of estimated development cost
Building Construction Industry Training Fund levy - Applications over \$20,000	per application	-	per calculation 0.2% of estimated development cost
Building approval certificate where unauthorised work has been done			
Certified approval - Class 1 and 10 - Minimum fee	per application	-	110.00
Certified approval - Class 1 and 10 - Above minimum	per application	-	per calculation 0.38% of estimated development cost
Building services levy - Minimum fee	per application	-	123.30
Building services levy - Applications over \$45,000	per application	-	per calculation 0.275% of estimated development cost
Building Construction Industry Training Fund levy - Applications over \$20,000	per application	-	per calculation 0.2% of estimated development cost
Building approval certificate where unauthorised work has not been done			
Certified approval - Class 1 and 10 - Minimum fee	per application	-	110.00
Certified approval - Class 1 and 10 - Above minimum	per application	-	per calculation 0.19% of estimated development cost
Building services levy - Minimum fee	per application	-	123.30
Building services levy - Applications over \$45,000	per application	-	per calculation 0.275% of estimated development cost
Building Construction Industry Training Fund levy - Applications over \$20,000	per application	-	per calculation 0.2% of estimated development cost



Details	Basis of Charge	GST	2024-2025 (Incl GST) \$
Park homes on caravan parks and camping grounds			
Application to install a class 1a park home	per application	-	92.00
Application to install a class 3 park home	per application	-	92.00
Application to install an annexe	per application	-	92.00
Private swimming pools and spas			
Inspection fee (section 53 - Building Regulations 2012)	per year	-	57.45
Customer initiated compliance Inspection	per application	-	239.50
Extension of time permits			
Building permit	per application	-	110.00
Demolition permit	per application	-	110.00
Building approval certificate	per application	-	110.00
Occupancy permit	per application	-	110.00
Additional services and advice			
Amended plan processing fee	per plan	-	61.55
Change of details on a building permit	per application	-	61.65
Contract services - Building surveyor time	per hour	Y	201.30
Contract services - Senior building surveyor time	per hour	Y	279.40
Inspection - Class 1 to 9	per plan	-	94.25
Inspection - Class 10 (minor structure, shed etc.)	per inspection	-	67.50
Request to provide certificate of business compliance	per application	-	203.75
Request to provide certificate of construction compliance	per application	Y	332.20
Sign licence	per year	-	106.50
Approval of battery powered smoke alarms	per application	-	179.40
Building plan search fees	per application	-	75.00
Shire verge security (Completed by Infrastructure Dept)			
Verge site inspection	per inspection	-	159.00
Bond - Residential (includes below ground pools)	per bond	-	3,060.00
Bond - Grouped dwellings (5 or more - Non-residential)	per bond	-	10,200.00

Caravan Park - Ocean View

Details	Basis of Charge	GST	2024-2025
			(Incl GST) \$
Powered site			
Tourist (1-2 adults)	per site, per night	Y	50.00
Tourist (1-2 adults)	per site, per week	Y	315.00
Concession card holder - Tourist (1-2 adults)	per site, per night	Y	39.00
Concession card holder - Tourist (1-2 adults)	per site, per week	Y	258.00
Additional guest - Adult	per adult, per night	Y	12.00
Additional guest - Child	per child, per night	Y	7.00
Unpowered site			
2 x adults	per site, per night	Y	40.00
Additional guest - Adult	per adult, per night	Y	12.00
Additional guest - Child	per child, per night	Y	7.00
Cabins			
2 x adults, 2 x child	per night	Y	250.00
2 x adults, 2 x child - Once-per-week service	per week	Y	1,575.00
Additional guest - Adult	per adult, per night	Y	22.00
Additional guest - Child	per child, per night	Y	12.00
Other			
Washing machine / dryer	per cycle	Y	4.00
Gas refill	per kilo	Y	5.00
Casual shower	per shower	Y	5.00
Replace lost swipe card	per card	Y	50.00
Excess cleaning charge	per hour	Y	50.00
Damaged / missing Property	per item	Y	At Cost
Booking deposit	per booking	Y	1 x night cost
Cancellation (14 days or more)	per booking	Y	21.00
Cancellation (less than 14 days)	per booking	Y	1 x night cost
Early departure	per booking	Y	1 x night cost



Caravan Parks and Camping - Other

Details	Basis of Charge	GST	2024-2025 (Incl GST) \$
Tom Price			
Tourist park	per park	Y	per agreement
Pannawonica			
Transit park site	per bay, per night	Y	30.00
Washing machine / dryer	per cycle	Y	4.00
All Towns			
Overflow site (1-2 persons)	per bay, per night	Y	30.00



Onslow Sun Chalets

Details	Basis of Charge	GST	2024-2025 (Incl GST) \$
Motel units			
1-2 adults	per unit, per night	Y	160.00
1-2 adults	per unit, per week	Y	1,000.00
Chalets			
2 x adults, 2 x child	per night	Y	250.00
2 x adults, 2 x child - Once-per-week service	per week	Y	1,300.00
Additional guest - Adult	per adult, per night	Y	15.00
Additional guest - Child	per child, per night	Y	10.00
Other			
Damaged / missing property	per item	-	at cost + 10%
Washing machine	per cycle	Y	4.00
Lost key	per key	Y	25.00
Excess cleaning charge	per hour	Y	50.00
Booking deposit	per booking	-	1 x night cost
Cancellation (14 days or more)	per booking	Y	21.00
Cancellation (less than 14 days)	per booking	-	1 x night cost
Early departure	per booking	-	1 x night cost



Cemeteries

Details	Basis of Charge	GST	2024-2025
			(Incl GST) \$
Permits and licences			
Application to hold a funeral (Funeral Director only)	per funeral	-	80.00
Licence fee (Funeral Director only)	per financial year	-	215.00
Monumental Mason licence fee	per financial year	-	215.00
General fees			
Grant of right of burial	per application	-	90.00
Grant of right of burial - Plot reservation (25 Years)	per application	-	90.00
Grant of right of burial - Renewal (additional 25 Years)	per application	-	90.00
Re-opening an ordinary grave	per interment	Y	2,875.00
Application for headstone (installation not included)	per application	-	62.00
Exhumation (at discretion)	per application	Y	on application
Burial fees			
Standard burial - Tom Price - Weekday with clean fill	per burial	Y	2,875.00
Standard burial - Onslow - Weekday	per burial	Y	1,725.00
Standard burial - Onslow - With permanent shoring box	per burial	Y	5,100.00
Standard burial - Weekend or public holiday	additional, per burial	Y	575.00
Deeper burial (between 1.8 m and 2.0 m)	additional, per burial	Y	345.00
Ashes interment	per burial	Y	115.00



Community Programs and Events

Details	Basis of Charge	GST	2024-2025
			(Incl GST) \$
Ticket pricing			
General events	per ticket	Y	as determined
External equipment hire			
Stage - Available in Onslow only	per day / weekend	Y	100.00
Portable flag pole	per pole, per day	Y	20.00
Flags	per flag, per day	Y	5.00
Trestle tables	per table, per day	Y	3.00
Chairs	per chair, per day	Y	2.00
PA system hire - Weekday	per weekday	Y	60.00
PA system hire - Weekend - Collect Friday, return Monday	per weekend	Y	110.00
Inflatable screen and projector	per day	Y	200.00
Inflatable screen and projector (weekend)	per weekend	Y	300.00
Inflatable Screen	per day	Y	20.00
Shire marquee ¹	per weekend	Y	30.00
Shire branded flags and bases ¹	per day	Y	10.00
Shire branded flags and bases ¹	per weekend	Y	15.00
Audio gear hire Speakers, Mics and Mixing Board	per day	Y	200.00
Audio gear hire Speakers, Mics and Mixing Board (weekend)	per weekend	Y	300.00
Eskie	per day	Y	20.00
Eskie	per weekend	Y	30.00
Picnic mats	per rug/per day	Y	10.00
Picnic mats (weekend)	per rug/per weekend	Y	15.00
Quad Light Bar	per day	Y	80.00
Quad Light Bar (weekend)	per weekend	Y	120.00



Community Programs and Events

Details	Basis of Charge	GST	2024-2025
			(Incl GST) \$
Lectern	per day	Y	20.00
Lectern (weekend)	per weekend	Y	30.00
Table cloths	per day	Y	3.00
Table cloths (weekend)	per weekend	Y	4.50
Chair covers	per cover/per day	Y	1.00
Chair covers (weekend)	per cover/per weekend	Y	1.50

¹ If a community group has been successful in obtaining a Shire of Ashburton Small Assistance Grant, Community Support Grant or Signature Event Grant, clubs are able to book equipment free of charge for the specified event in the grant application as part of recognition of the Shire as contributor by way of donation.

If equipment is not returned to the Shire of Ashburton within 5 business days from the date of the event the group will be charged, by way of invoice, for the full replacement cost. Any damaged equipment returned to the Shire of Ashburton will be on charged, by way of invoice, to the group for repairs or replacement cost.

\$100 bond payable on all equipment even if equipment is hired as part a grant for free. Items marked with * are the only items available for free with bond still payable.



Environmental Health

Details	Basis of Charge	GST	2024-2025
			(Incl GST) \$
Food premises notification and registration			
Notification fee	per instance	-	70.00
Registration fee	per instance	-	155.00
Exempt food business notification fee	per instance	-	no charge
Food premises surveillance			
Annual registration - High risk	per year	-	615.00
Annual registration - Medium risk	per year	-	450.00
Annual registration - Low risk	per year	-	285.00
Annual registration - Low risk pre-packaged	per year	-	190.00
Annual registration - Not-for-profit groups	per year	-	no charge
New registrations reduced by 25% per elapsed quarter, applicable to registration date.			
Food premises non-compliance inspection			
Second and subsequent reinspection	per inspection	-	165.00
Re-registration after cancellation - Plus annual fee	per application	-	155.00
Trading in public places			
Additional annual registration >20km townsite radius	per annum	-	150.00
Alfresco dining annual registration (4 x tables, 8 x seats)	per annum	-	200.00
Additional table and 2 x seats	per unit	-	25.00
Alfresco application >10m2 (shop trades, outdoor eating)	per m2	-	0.17
Application for transfer of premises registration	per transfer	-	165.00
Banner sign consistent with local law	per day	-	15.45
Banner sign everyday after seven consecutive days	per day	-	10.30
Mobile vendors price	per m2, per day	-	1.06
Portable sign consistent with local law	per year	-	51.50
Trading location - Within a town centre	per day	-	74.00
Trading location - Within a town centre	per week	-	212.00
Trading location - Within a town centre	per year	-	1,590.00
Trading location - Outside a town centre	per day	-	37.50
Trading location - Outside a town centre	per week	-	106.50
Trading location - Outside a town centre	per year	-	795.00
Trading location - Not-for-profit	per year	-	no charge

Shire of Ashburton 2024-2025 Fees and Charges

51

Details	Basis of Charge	GST	2024-2025 (Incl GST) \$
Hairdresser / beauty therapy / skin penetration			
Annual registration	per application	-	189.00
Transfer of commercial ownership	per licence	-	152.00
Lodging houses			
Lodging house registration - Less than 100 beds	per annum	-	295.00
Lodging house registration - More than 100 beds	per annum	-	410.00
Caravan parks and camping grounds			
Caravan park annual registration - Minimum	per application	-	200.00
Long stay site	per site	-	6.00
Short stay site	per site	-	6.00
Camp site	per site	-	3.00
Overflow site	per site	-	1.50
Transfer of licence	per application	-	100.00
Additional penalty for renewal after expiry	per renewal	-	20.00
Moveable dwelling			
Temporary accommodation application - Up to 3 months	per application	-	159.00
Temporary accommodation application - House building	per application	-	212.00
Application for a public event			
Category 1 (< 500 patrons)	per event	-	53.50
Category 2 (500 to 2,500 patrons)	per event	-	159.00
Category 3 (2,500 to 5,000 patrons)	per event	-	318.00
Category 4 (5,000 to 8,000 patrons)	per event	-	530.00
Community group / club / not-for-profit organisation	per event	-	21.50
Community markets	per day	-	21.00
Community markets	per annum	-	1,225.00



Details	Basis of Charge	GST	2024-2025 (Incl GST) \$
Septic tanks			
Application	per application	-	118.00
Report - Application to Health Department	per application	-	118.00
Permit to use an apparatus	per application	-	118.00
Environmental noise exemption applications			
Regulation 18 - Event noise application	per application	-	265.00
Regulation 13 - Out of hours construction application	per application	-	530.00
Noise monitoring fee	per hour	-	159.00
Aquatic facilities / water sampling (within 20 kms of a townsite)			
Application for approval of public aquatic facility	per application	-	318.00
Annual audit sampling of public aquatic facility	per application	-	318.00
Aquatic facilities / water sampling (greater than 20 kms from a townsite)			
Application for approval of public aquatic facility	per application	-	530.00
Annual audit sampling of public aquatic facility	per application	-	530.00
Statutory service certificates			
Liquor Act - Section 39 - Includes travel time cost	per application	-	212.00
Construct, extend or alter public building application	per application	-	159.00
Public building certificate application	per application	-	159.00
Certificate of approval - Re-issue	per request	-	53.50



Details	Basis of Charge	GST	2024-2025
			(Incl GST) \$
Miscellaneous			
Asbestos inspection	per application	-	192.00
Environmental health officer - Initial 30 minutes	per instance	-	135.00
Environmental health officer - Subsequent hours	per hour	-	125.00
Inspection on request	per hour	-	196.00
Island travel and accommodation	per trip	-	at cost
Pest control officer - Initial 30 minutes	per instance	-	135.00
Pest control officer - Subsequent hours	per hour	-	125.00
Mosquito control of unkept private swimming pools	per pool	-	155.00
Inspection Travel Costs			
Round trip < 100 kms	per trip	Y	155.00
Round trip > 100kms but < 200 kms	per trip	Y	310.00
Round trip > 200kms but < 300 kms	per trip	Y	445.00
Round trip > 300kms but < 400 kms	per trip	Y	600.00
Round trip > 400kms but < 500 kms	per trip	Y	755.00
Round trip > 500kms but < 600 kms	per trip	Y	910.00
Round trip > 600kms but < 700 kms	per trip	Y	1,065.00

Applies to inspections that occur outside townsite boundaries and the inspection originates from either Tom Price or Onslow dependant on where employee resource is located.

Cost is based on the ATO rate per Km of \$0.88 cents per Km and employee cost.



Finance, Governance and General Administration

Details	Basis of Charge	GST	2024-2025 (Incl GST) \$
Rates			
Rate instalment charge	Per instalment	-	16.50
Rates	Per enquiry	-	67.50
Rates order and requisition	Per enquiry	-	100.00
Rate book	Per copy	-	175.00
Special arrangement fee	Per assessment	-	80.00
Rate recovery fee	At cost	-	at cost
Rate instalment interest		-	5.5%
Penalty interest		-	11.0%
Sundry debtors			
Interest of 11.0% will be applied on Sundry Debtor invoices outstanding for 35 days and over after date of issue. Invoices relating to grants and contributions will not be subject to the interest penalty.			
Credit card surcharges			
American Express	per charge	-	At Cost
Mastercard	per charge	-	At Cost
Visa	per charge	-	At Cost
Freedom of Information			
Application	per enquiry	-	30.00
Research and collation time	per hour	-	30.00
Supervised access	per hour	-	30.00
Administration staff time	per hour	-	30.00
Transcribing from tape, film or computer	per hour	-	30.00
Duplicating a tape, film or computer information	actual cost	-	at cost
Delivery, packaging and postage	actual cost	-	at cost
Eligible concession card holder discount	per enquiry	-	25%
Advanced deposit of the estimated charges	per applicable item	-	25%
Further advanced deposit of the estimated charges	per applicable item	-	75%



Details	Basis of Charge	GST	2024-2025 (Incl GST) \$
Video conferencing			
Hire of equipment, room and support	per day	Y	275.00
Bond	per hire	-	550.00
Professional consultation			
Executive / senior management / professional services	per hour	Y	290.00
Shire officer	per hour	Y	120.00
Shire staff administration support	per hour	Y	70.00



Leased Facilities - Onslow

Details	Basis of Charge	GST	2024-2025 (Incl GST) \$
Community leases and licenses			
One Tree Community Services	per annum	Y	14,116.20
Onslow Rodeo Association (Grounds)	per annum	Y	550.00
Onslow Rodeo Association (Stables)	per annum	Y	550.00
Onslow Sports Club	per annum	Y	1,650.00
Onslow Tourism and Progress Association	per annum	Y	550.00
Swans	per annum	Y	550.00
Vision Christian Media	per annum	Y	550.00
Commercial leases and licenses			
Lot 201 Onslow Airport (part)	per agreement	-	per agreement
Lot 644 (51) Third Ave (part) - AQMS	per agreement	Y	per agreement
Lot 16 Onslow Road (part) - Onslow Airport	per agreement	Y	per agreement
Lot 343 (32) Second Avenue - Chemist (part)	per agreement	Y	per agreement
Onslow Aged Care Units			
Lot 654 (46) Second Ave - Carinya Units - 1 to 5	per agreement	-	per agreement
Lot 654 (46) Second Ave -Senior Citizen Units - 1 to 5	per agreement	-	per agreement
Lot 654 (46) Second Ave - Bond	per agreement	-	4 weeks rent

Leased in accordance with Department of Housing and Works Guidelines.



Leased Facilities - Paraburdo

Details	Basis of Charge	GST	2024-2025
			(Incl GST) \$
Community leases and licenses			
Karingal Neighbourhood Centre	per annum	Y	550.00
Paraburdo Basketball Association - Storage	per annum	Y	110.00
Paraburdo Junior Football Club	per annum	Y	110.00
Paraburdo Netball Association	per annum	Y	110.00
Paraburdo Pirates Rugby League and Touch Football	per annum	Y	110.00
Paraburdo Saints Football and Sporting Club - Function	per annum	Y	1,100.00
Paraburdo Saints Football and Sporting Club - Storage 1	per annum	Y	110.00
Paraburdo Saints Football and Sporting Club - Storage 2	per annum	Y	110.00
Paraburdo Taipan Cricket Club - Storage	per annum	Y	110.00
Paraburdo Squash Racquets Association	per annum	Y	550.00
Paraburdo Swimming Club	per annum	Y	110.00
Paraburdo Tee ball Association - Storage	per annum	Y	110.00
Paraburdo Tennis Club	per annum	Y	550.00
Paraburdo Toy Library	per annum	Y	550.00
The Lifestyle Centre Paraburdo Inc.	per annum	Y	550.00
Commercial leases and licenses			
Lot 67 Rocklea Road (part) - Bedford Truck	per agreement	Y	per agreement
Lot 811 Ashburton Avenue (part) - Shop 1	per agreement	Y	per agreement
Lot 811 Ashburton Avenue (part) - Shop 2	per agreement	Y	per agreement
Lot 565 Fortescue Place - Day Care Centre	per agreement	Y	per agreement
Lot 555 Fortescue Place - Paraburdo Amateur Swimming Club	per agreement	Y	per agreement



Leased Facilities - Tom Price

Details	Basis of Charge	GST	2024-2025
			(Incl GST) \$
Community leases and licenses			
Ashburton Women's Football Association Inc.	per annum	Y	275.00
Crushers Cricket Club	per annum	Y	275.00
Fortescue Cricket Association	per annum	Y	110.00
Fortescue National Football League - Storage	per annum	Y	110.00
Impala Kart Club Inc.	per annum	Y	550.00
Mountain View Sporting Club	per annum	Y	550.00
Nameless Family Playgroup	per annum	Y	660.00
Panthers Football Club	per annum	Y	275.00
Scorchers Cricket Club	per annum	Y	275.00
Tigers Football Club	per annum	Y	275.00
Tigers Football Club - Storage	per annum	Y	110.00
Tom Price Amateur Swimming Club	per annum	Y	110.00
Tom Price Basketball Association	per annum	Y	110.00
Tom Price BMX Club	per annum	Y	550.00
Tom Price Bowling Club	per annum	Y	1,100.00
Tom Price Diamond Club	per annum	Y	550.00
Tom Price Gymnastics	per annum	Y	330.00
Tom Price Pony and Horse Club	per annum	Y	550.00
Tom Price Junior Football Association	per annum	Y	330.00
Tom Price Junior Soccer Association	per annum	Y	no charge
Tom Price Motorcycle Club	per annum	Y	550.00
Tom Price Needle, Sewing and Quilting Club Inc	per annum	Y	550.00
Tom Price Netball Association	per annum	Y	110.00
Tom Price Sporting Shooters Association Inc.	per annum	Y	550.00
Tom Price Squash Racquets Association	per annum	Y	550.00
Tom Price Tennis Club	per annum	Y	550.00
Tom Price Touch Association	per annum	Y	275.00
Townsite Eagles Football Club	per annum	Y	275.00
Towns Cricket Club	per annum	Y	275.00
Commercial leases and licenses			
Lot 66 Nameless Valley Drive - Caravan Park	per agreement	Y	per agreement
Boss Family Fitness	per agreement	Y	per agreement



Libraries

Details	Basis of Charge	GST	2024-2025 (Incl GST) \$
Office services			
DVD cleaning	per DVD	Y	4.00
Internet usage - Up to 15 minutes	per usage	Y	3.00
Internet usage - 15 to 30 minutes	per usage	Y	5.00
Internet usage - 30 minutes to 1 hour	per usage	Y	8.00
Internet for library members	per usage	-	no charge
Photocopying A4 - Black and white	per page	Y	0.80
Photocopying A4 - Colour	per page	Y	1.80
Photocopying A3 - Black and white	per page	Y	0.80
Photocopying A3 - Colour	per page	Y	2.80
Photocopying A1 < 25 pages	per page	Y	1.50
Photocopying A1 > 25 pages	per page	Y	1.30
Laminating A4	per page	Y	2.40
Laminating A3	per page	Y	4.00
Scanning and emailing	per document	Y	5.00
Fines and penalties			
Loss or damage to State library books	per book	-	per State
Loss or damage to donated library books	per book	Y	10.00
Loss or Damage to Shire library books	per book <12 months of age	Y	10.00
Loss or Damage to Shire library books	per book <12 months of age	Y	at cost
Overdue account administration fee	per membership	-	7.80
Replacement of library cards	per card	Y	5.00



Local Planning and Development

Details	Basis of Charge	GST	2024-2025
			(Incl GST) \$
Development applications			
Application fee - < \$50,000	per application	-	147.00
Application fee - \$50,000 to \$500,000	per application	-	per calculation 0.32% of estimated development cost
Application fee - \$500,000 to \$2.5 million	per application	-	per calculation \$1,700 plus 0.257% for every \$1 in excess of \$500k
Application fee - \$2.5 million to \$5 million	per application	-	per calculation \$7,161 plus 0.206% for every \$1 in excess of \$2.5m
Application fee - \$5 million to \$21.5 million	per application	-	per calculation \$12,633 plus 0.123% for every \$1 in excess of \$5m
Application fee - > \$21.5 million	per application	-	34,196.00
Retrospective development applications - Not extractive	per application	-	per calculation The relevant fee above plus, by way of penalty, twice that fee
Change of use, non-conforming use - Application only	per application	-	295.00
Retrospective change of use, non-conforming application	per application	-	per calculation The relevant fee above plus, by way of penalty, twice that fee
Amend or cancel development approval determination	per application	-	295.00
Holiday accommodation development approval renewal	per application	-	136.36
Extractive industry			
Application	per application	-	739.00
Retrospective development application	per application	-	per calculation The relevant fee above plus, by way of penalty, twice that fee
Sub-division clearance			
Not more than 5 lots	per lot	-	73.00
More than 5 lots, up to 195 lots	per lot, first 5 lots	-	73.00
More than 5 lots, up to 195 lots	per lot, subsequent lots	-	35.00
More than 195 lots	per clearance	-	7,393.00



Details	Basis of Charge	GST	2024-2025 (Incl GST) \$
Application for Certificate of Approval for Strata Plan (Form 24)			
Up to and including 5 Lots - Base fee	per application	-	656.00
Up to and including 5 Lots	per lot	-	65.00
More than and up to 100 lots - Base fee	per application	-	981.00
More than and up to 100 lots	per lot	-	42.50
More than 100 lots	per application	-	5,113.50
Home occupation			
Initial application for approval - Not commenced	per application	-	222.00
Initial application for approval - Commenced	per application	-	per calculation
			The fee above plus, by way of penalty, twice that fee
Renewal approval application - Before current expiration	per application	-	73.00
Renewal approval application - After expiration	per application	-	per calculation
			The fee above, plus by way of penalty, twice that fee
Scheme Amendments			
Town Planning Scheme Amendment initiation - Base	per application	-	1,500.00
Scheme Amendment initiation - Additional rate	per hour	-	per calculation
Town Planning Scheme Amendment final adoption - Base	per application	-	2,500.00
Scheme Amendment final adoption - Additional rate	per hour	-	per calculation
Director / City / Shire Planner	per hour	-	100.00
Manager / Senior Planner	per hour	-	80.00
Planning Officer	per hour	-	55.00
Other Staff (Environmental Health Officer etc.)	per hour	-	55.00
Secretary / Administrative Clerk	per hour	-	50.00



Details	Basis of Charge	GST	2024-2025 (Incl GST) \$
Structure Plans			
Structure or Development Plan adoption - Base	per plan	-	1,000.00
Structure or Development Plan adoption - Additional rate	per plan	-	per calculation
Structure or Development Plan final adoption - Base	per plan	-	1,500.00
Structure or Development Plan final adoption - Additional	per plan	-	per calculation
Director / City / Shire Planner	per hour	-	100.00
Manager / Senior Planner	per hour	-	80.00
Planning Officer	per hour	-	55.00
Other Staff (Environmental Health Officer)	per hour	-	55.00
Secretary / Administrative Clerk	per hour	-	50.00
Advertising charges			
Advertising - Sign on site / notification	per notification	-	58.50
Advertising	per advert	-	at cost
Other charges			
Zoning certificates	per document	-	73.00
Property settlement questionnaire response	per document	-	73.00
Written planning advice / copies of mapping products	per application	-	73.00
Other planning fees			
Extension of time - Not substantially commenced	per request	-	400.00
Extend or minor modification to a planning approval	per request	-	per calculation \$147 OR 50% of original application fee, whichever is greater
Copy of property plans - Electronic copy	per request	-	75.00
Copy of property plans - Hard copy	per request	-	per calculation \$75 plus hard copy fees based on any adopted photocopying charges
Legal agreement preparation - Fees and other costs	per document	Y	at cost
Liquor Act Certificates Section 40 - Planning	per application	-	200.00
Island travel and accommodation	per trip	-	at cost
Road reserve closure/POS/Crown land Administration	per lot	Y	550.00



Parks and Oval - Onslow

Details	Basis of Charge	GST	2024-2025
			(Incl GST) \$
Onslow Oval			
Commercial and business operators	per hour	Y	8.00
Charitable, community and sporting groups	per hour	Y	4.00
Line marking paint	per can	Y	6.00
Light usage - 4 x towers at full strength (15 minutes)	per token	Y	8.80
Light usage - 4 x towers at half strength (30 minutes)	per token	Y	8.80
Not-for-profit junior organisation discount	per hire	Y	50%
All day and all night >5 consecutive days discount	per hire	Y	50%

Major events on ovals will be required to pay for any damages by way of an invoice.



Parks and Ovals - Paraburdoo

Details	Basis of Charge	GST	2024-2025
			(Incl GST) \$
Peter Sutherland Oval			
Commercial and business operators	per hour	Y	8.00
Charitable, community and sporting groups	per hour	Y	4.00
Line marking paint (12 cans per box)	per can	Y	6.00
Light usage	per hour, per tower	Y	7.60
Not-for-profit junior organisation discount	per hire	Y	50%
All day and all night >5 consecutive days discount	per hire	Y	50%

Major events on ovals will be required to pay for any damages by way of an invoice.

First Aid Room available free of charge as an additional item with oval bookings, subject to availability. Bonds apply.

Judy Woodvine Oval

Commercial and business operators	per hour	Y	8.00
Charitable, community and sporting groups	per hour	Y	4.00
Line marking paint (12 cans per box)	per can	Y	6.00
Light usage - 100%	per hour	Y	31.00
Light usage - 60%	per hour	Y	18.00
Light usage - 40%	per hour	Y	12.50
Not-for-profit junior organisation discount	per hire	Y	50%
All day and all night >5 consecutive days discount	per hire	Y	50%

Major events on ovals will be required to pay for any damages by way of an invoice.



Parks and Ovals - Tom Price

Details	Basis of Charge	GST	2024-2025
			(Incl GST) \$
Village Green			
Commercial and business operators	per hour	Y	6.50
Charitable, community and sporting groups	per hour	Y	3.00
Line marking paint (12 cans per box)	per can	Y	6.00
Not-for-profit junior organisation discount	per hire	Y	50%
All day and all night >5 consecutive days discount	per hire	Y	50%

Major events on ovals will be required to pay for any damages by way of an invoice.

Training Field

Commercial and business operators	per hour	Y	8.00
Charitable, community and sporting groups	per hour	Y	4.00
Line marking paint (12 cans per box)	per can	Y	6.00
Light usage	per hour	Y	11.50
Not-for-profit junior organisation discount	per hire	Y	50%
All day and all night >5 consecutive days discount	per hire	Y	50%

Major events on ovals will be required to pay for any damages by way of an invoice.



Details	Basis of Charge	GST	2024-2025
			(Incl GST) \$
Clem Thompson Memorial Oval			
Commercial and business operators	per hour	Y	8.00
Charitable, community and sporting groups	per hour	Y	4.00
Line marking paint (12 cans per box)	per can	Y	6.00
Light usage - 100%	per hour	Y	31.00
Light usage - 60%	per hour	Y	18.00
Light usage - 40%	per hour	Y	12.50
Not-for-profit junior organisation discount	per hire	Y	50%
All day and all night >5 consecutive days discount	per hire	Y	50%

Major events on ovals will be required to pay for any damages by way of an invoice.

First Aid Room available free of charge as an additional item with oval bookings, subject to availability. Bonds apply.

Tjiluna Oval

Commercial and business operators	per hour	Y	8.00
Charitable, community and sporting groups	per hour	Y	4.00
Line marking paint (12 cans per box)	per can	Y	6.00
Light usage	per hour, per tower	Y	7.60
Not-for-profit junior organisation discount	per hire	Y	50%
All day and all night >5 consecutive days discount	per hire	Y	50%

Major events on ovals will be required to pay for any damages by way of an invoice.

Minna Oval

Commercial and business operators	per hour	Y	8.00
Charitable, community and sporting groups	per hour	Y	4.00
Line marking paint (12 cans per box)	per can	Y	6.00
Light usage - 100%	per hour	Y	31.00
Light usage - 60%	per hour	Y	18.00
Light usage - 40%	per hour	Y	12.50
Not-for-profit junior organisation discount	per hire	Y	50%
All day and all night >5 consecutive days discount	per hire	Y	50%

Major events on ovals will be required to pay for any damages by way of an invoice.



Public Facilities - Onslow

Details	Basis of Charge	GST	2024-2025
			(Incl GST) \$
Multi Purpose Centre - Sports Hall			
Commercial and business operators	per hour	Y	27.00
Charitable, community and sporting groups	per hour	Y	20.00
3 Consecutive (24 hour) Days Use must be for children (up to 17 y	Up to 3 consecutive 24 hour day	Y	500.00
Casual admittance (when not hiring venue)	per person, per hour	Y	2.00
Failure to turn off air conditioner	per occurrence	Y	55.00
Bond - With alcohol	per hire	-	1,000.00
Bond - Without alcohol	per hire	-	500.00
Key bond	per key	-	100.00
Cleaning fee	per hour	Y	110.00
Not-for-profit junior organisation discount	per hire	Y	50%
All day and all night >5 consecutive days discount	per hire	Y	50%

3 Consecutive Days Hire - For the benefit of mental health or physical activity for children up to 17 years of age.

Multi Purpose Centre - Kitchen (when not part of other venue hire)

Commercial and business operators	per hour	Y	11.00
Charitable, community and sporting groups	per hour	Y	8.00
Bond - With alcohol	per hire	-	1,000.00
Bond - Without alcohol	per hire	-	500.00
Key bond	per key	-	100.00
Cleaning fee	per hour	Y	110.00
Not-for-profit junior organisation discount	per hire	Y	50%
All day and all night >5 consecutive days discount	per hire	Y	50%



Details	Basis of Charge	GST	2024-2025 (Incl GST) \$
Onslow Skate Park Canteen, Change Room and Toilets			
Commercial and business operators	per hour	Y	11.00
Charitable, community and sporting groups	per hour	Y	8.00
Bond - With alcohol	per hire	-	1,000.00
Bond - Without alcohol	per hire	-	500.00
Key bond	per key	-	100.00
Cleaning fee	per hour	Y	110.00
Not-for-profit junior organisation discount	per hire	Y	50%
All day and all night >5 consecutive days discount	per hire	Y	50%
RM Forrest Memorial Hall			
Commercial and business operators	per hour	Y	27.00
Charitable, community and sporting groups	per hour	Y	20.00
Bond - With alcohol	per hire	-	1,000.00
Bond - Without alcohol	per hire	-	500.00
Key bond	per key	-	100.00
Cleaning fee	per hour	Y	110.00
Not-for-profit junior organisation discount	per hire	Y	50%
All day and all night >5 consecutive days discount	per hire	Y	50%
Onslow Community Garden			
Commercial / Business Operator Use, inc. Kitchen & Pizza Oven	Per Hire	Y	20.00
Charitable / Community / Sporting Group Use, Inc Kitchen & Pizza Oven	Per Hire	Y	10.00
Bond - With alcohol	per hire	-	100.00
Bond - Without alcohol	per hire	-	50.00

Pizza oven cannot be used during a total fire ban. Refund will apply.



Details	Basis of Charge	GST	2024-2025
			(Incl GST) \$
Onslow Gym			
Adult pass	per day	Y	10.00
Adult pass	per week	Y	50.00
Adult pass	per month	Y	123.50
Adult pass	per half year	Y	379.00
Adult pass	per year	Y	529.50
Family pass (2 x adults)	per half year	Y	514.00
Family pass (2 x adults)	per year	Y	664.00
Concession card - Adult pass	per day	Y	7.00
Concession card - Adult pass	per week	Y	34.50
Concession card - Adult pass	per month	Y	98.50
Concession card - Adult pass	per half year	Y	337.50
Concession card - Adult pass	per year	Y	446.50
Corporate and business administration fee	one-off fee, per year	Y	104.00
Corporate and business card access - Invoiced monthly	per person, per day	Y	7.00
Card bond - Reimbursed on return of card	per card	-	50.00
Replacement charge for lost cards	each	Y	50.00

A Companion Card holder is entitled to free access when the holder is accompanying the person being cared for.

No refunds are available on memberships.

Misuse of the facility and / or access cards will result in cancellation of entry and issuing of fees.

Business House

Commercial / business functions	whole house, per day	Y	260.00
Commercial / business functions	whole house, per hour	Y	36.00
Commercial / business functions	per room, per day	Y	155.00
Commercial / business functions	per room, per hour	Y	21.00
Charitable / community groups	whole house, per day	Y	208.00
Charitable / community groups	whole house, per hour	Y	26.00
Charitable / community groups	per room, per day	Y	104.00
Charitable / community groups	per room, per hour	Y	10.50
Bond - With alcohol	per hire	-	1,000.00
Bond - Without alcohol	per hire	-	500.00
Key bond	per key	-	100.00



Public Facilities - Other and General

Details	Basis of Charge	GST	2024-2025 (Incl GST) \$
Basketball and netball courts			
Commercial and business operators	per hour	Y	6.00
Charitable, community and sporting groups	per hour	Y	4.00
Lights	per hour	Y	11.00
Not-for-profit junior organisation discount	per hire	Y	50%
All day and all night >5 consecutive days discount	per hire	Y	50%
Bonds			
Bond - With alcohol	per hire	-	1,000.00
Bond - Without alcohol	per hire	-	500.00
Key bond	per key	-	100.00
Onslow Gym card bond	per card	-	50.00
Equipment bond - Tables, chairs, PA system etc.	per hire	-	500.00
<i>Not all equipment is available in all locations.</i>			
Cleaning charges			
Failure to clean and tidy venue and any equipment	per hour	Y	110.00
Failure to restack tables and chairs at venues	per hour	Y	62.50
Damaged or missing tables	each	Y	265.00
Damaged or missing Chairs	each	Y	127.00
Other furniture and fittings damaged or missing	each	Y	at cost
Liquor permit			
Liquor permit application	per event	-	26.00

Payment for permit is required 2 weeks prior to facility hire.



Public Facilities - Paraburdoo

Details	Basis of Charge	GST	2024-2025
			(Incl GST) \$
Ashburton Hall			
Commercial and business operators	per hour	Y	27.00
Charitable, community and sporting groups	per hour	Y	20.00
3 Consecutive (24 hour) Days Use must be for children (up to 17 y	Up to 3 consecutive 24 hour day	Y	500.00
Bond - With alcohol	per hire	-	1,000.00
Bond - Without alcohol	per hire	-	500.00
Key bond	per key	-	100.00
Cleaning fee	per hour	Y	110.00
Not-for-profit junior organisation discount	per hire	Y	50%
All day and all night >5 consecutive days discount	per hire	Y	50%

3 Consecutive Days Hire For the benefit of mental health or physical activity for children up to 17 years of age.

Lesser Room (meeting room connected to Ashburton Hall)

Commercial and business operators	per hour	Y	20.00
Charitable, community and sporting groups	per hour	Y	11.00
Bond - With alcohol	per hire	-	1,000.00
Bond - Without alcohol	per hire	-	500.00
Key bond	per key	-	100.00
Cleaning fee	per hour	Y	110.00
Not-for-profit junior organisation discount	per hire	Y	50%
All day and all night >5 consecutive days discount	per hire	Y	50%



Details	Basis of Charge	GST	2024-2025
			(Incl GST) \$
Community Hub - Sports Hall Multi-Purpose Courts			
Commercial and business operators	per hour	Y	27.00
Charitable, community and sporting groups	per hour	Y	20.00
3 Consecutive (24 hour) Days Use must be for children (up to 17 y	Up to 3 consecutive 24 hour day	Y	500.00
Casual admittance (without hiring venue)	per person, per hour	Y	2.00
Bond - With alcohol	per hire	Y	1,100.00
Bond - Without alcohol	per hire	-	500.00
Key / Swipe card bond	per key	-	100.00
Cleaning Fee	per hour	Y	110.00
Not-for-profit junior organisation discount	per hire	Y	50%
All day and all night >5 consecutive days discount	per hire	Y	50%

3 Consecutive Days Hire For the benefit of mental health or physical activity for children up to 17 years of age. Paraburdoo Primary School has access to the sports hall free of charge during school operating hours. Bookings to be made through Space to Co, with all relevant documentation. Key / swipe card bonds still apply.

Community Hub - Change Rooms Oval Side

Commercial and business operators	per hour - day	Y	12.50
Charitable, community and sporting groups	per hour - day	Y	8.50
Bond - With alcohol	per hire	-	1,000.00
Bond - Without alcohol	per hire	-	500.00
Key bond	per key	-	100.00
Cleaning fee	per hour	Y	110.00
Not-for-profit junior organisation discount	per hire	Y	50%
All day and all night >5 consecutive days discount	per hire	Y	50%

Paraburdoo Indoor Cricket Nets

Commercial and business operators	per hour	Y	3.50
Charitable, community and sporting groups	per hour	Y	2.50
Lights	per hour	Y	6.50
Not-for-profit junior organisation discount	per hire	Y	50%
All day and all night >5 consecutive days discount	per hire	Y	50%



Public Facilities - Tom Price

Details	Basis of Charge	GST	2024-2025
			(Incl GST) \$
Community Centre			
Commercial and business operators	per hour	Y	27.00
Charitable, community and sporting groups	per hour	Y	20.00
3 Consecutive (24 hour) Days Use must be for children (up to 17 y	Up to 3 consecutive 24 hour day	Y	500.00
Bond - With alcohol	per hire	-	1,000.00
Bond - Without alcohol	per hire	-	500.00
Key bond	per key	-	100.00
Cleaning fee	per hour	Y	110.00
Not-for-profit junior organisation discount	per hire	Y	50%
All day and all night >5 consecutive days discount	per hire	Y	50%

School holiday rates - For the benefit of mental health or physical activity for children up to 17 years of age.

Civic Centre - Area W

Commercial and business operators	per hour	Y	27.00
Charitable, community and sporting groups	per hour	Y	20.00
Bond - With alcohol	per hire	-	1,000.00
Bond - Without alcohol	per hire	-	500.00
Key bond	per key	-	100.00
Cleaning fee	per hour	Y	110.00
Not-for-profit junior organisation discount	per hire	Y	50%
All day and all night >5 consecutive days discount	per hire	Y	50%



Details	Basis of Charge	GST	2024-2025 (Incl GST) \$
Clem Thompson Memorial Sports Pavilion - Ground Floor			
Commercial and business operators	per hour	Y	33.00
Charitable, community and sporting groups	per hour	Y	7.00
Sporting groups - Training	per hour	Y	3.00
Bond - With alcohol	per hire	-	1,000.00
Bond - Without alcohol	per hire	-	500.00
Key bond	per key	-	100.00
Cleaning fee	per hour	Y	110.00
Not-for-profit junior organisation discount	per hire	Y	50%
All day and all night >5 consecutive days discount	per hire	Y	50%
Clem Thompson Memorial Sports Pavilion - First floor (function and bar area)			
Commercial and business operators	per hour - day	Y	33.00
Charitable, community and sporting groups	per hour - day	Y	25.00
Bond - With alcohol	per hire	-	1,000.00
Bond - Without alcohol	per hire	-	500.00
Key bond	per key	-	100.00
Cleaning fee	per hour	Y	110.00
Not-for-profit junior organisation discount	per hire	Y	50%
All day and all night >5 consecutive days discount	per hire	Y	50%



Details	Basis of Charge	GST	2024-2025
			(Incl GST) \$
Tom Price Community Recreation Centre - Performing Arts Centre (Senior High School)			
Commercial and business operators	per hour	Y	25.00
Charitable, community and sporting groups	per hour	Y	21.00
Bond - With alcohol	per hire	-	1,000.00
Bond - Without alcohol	per hire	-	500.00
Key bond	per key	-	100.00
Cleaning fee	per hour	Y	110.00
Not-for-profit junior organisation discount	per hire	Y	50%
All day and all night >5 consecutive days discount	per hire	Y	50%
Tom Price Community Recreation Centre - Sports Hall and Gym			
Commercial and business operators	per hour - day	Y	25.00
Charitable, community and sporting groups	per hour - day	Y	21.00
Bond - With alcohol	per hire	-	1,000.00
Bond - Without alcohol	per hire	-	500.00
Key bond	per key	-	100.00
Cleaning fee	per hour	Y	110.00
Not-for-profit junior organisation discount	per hire	Y	50%
All day and all night >5 consecutive days discount	per hire	Y	50%
Minna Oval Canteen - Area W			
Commercial and business operators	per hour	Y	12.00
Charitable, community and sporting groups	per hour	Y	8.50
Bond - With alcohol	per hire	-	1,000.00
Bond - Without alcohol	per hire	-	500.00
Key bond	per key	-	100.00
Cleaning fee	per hour	Y	110.00
Not-for-profit junior organisation discount	per hire	Y	50%
All day and all night >5 consecutive days discount	per hire	Y	50%
Tom Price Indoor Cricket Nets			
Commercial and business operators	per hour	Y	3.50
Charitable, community and sporting groups	per hour	Y	2.50
Lights	per hour	Y	6.50
Not-for-profit junior organisation discount	per hire	Y	50%
All day and all night >5 consecutive days discount	per hire	Y	50%

Ranger Services

Details	Basis of Charge	GST	2024-2025 (Incl GST) \$
Dog registration fees - Unsterilised dogs			
1 year	per dog	-	50.00
1 Year (after 31 May) - First registration only	per dog	-	25.00
3 Years	per dog	-	120.00
Lifetime	per dog	-	250.00
Concession card holder discount	per dog	-	50%
Prescribed dog for droving or tending stock discount	per dog	-	75%
Dog registration fees - Sterilised dogs			
1 Year	per dog	-	20.00
1 Year (after 31 May) - First registration only	per dog	-	10.00
3 Years	per dog	-	42.50
Lifetime	per dog	-	100.00
Concession card holder discount	per dog	-	50%
Prescribed dog for droving or tending stock discount	per dog	-	75%
Dog control			
Ranger services	per hour	Y	82.50
Seizure of a dog without impounding it	per dog	-	30.00
Seizure and impounding of dog	per dog	-	74.00
Daily keeping sustenance fee (all dogs) for impounds	per dog, per day	Y	30.00
Return of impounded dog outside normal hours	per dog	Y	50.00
Application for more than two dogs	per application	-	136.00
Dog kennelling and licences			
Daily keeping sustenance fee (all dogs)	per dog per day	Y	35.00
Cancellation with less than 24 hours notice (of fee)	per instance	Y	50%
Cancellation with more than 24 hours notice (of fee)	per instance	Y	100%
Approved kennel establishment licence renewal	per application	-	200.00
Dog products			
Replacement of tag	per tag	Y	3.20

Details	Basis of Charge	GST	2024-2025 (Incl GST) \$
Animal destruction			
Dog destruction	per dog	Y	75.00
Cat destruction	per cat	Y	63.00
<i>Feral cats trapped on residential premises during normal operational hours - Monday to Friday will be disposed of free of charge.</i>			
Animal microchipping			
Dog	per dog	Y	50.00
Cat	per cat	Y	35.00
Bee keeping			
Keeping bee hives within townsite - Maximum of 2	per annum	-	82.00
Cat registration fees - Sterilised			
1 year	per cat	-	20.00
1 year (after 31 May) - First registration only	per cat	-	10.00
3 years	per cat	-	42.50
Lifetime	per cat	-	100.00
Concession card holder discount	per cat	-	50%
Cat control			
Seizure and impounding of cat	per cat	-	58.00
Daily keeping sustenance fee (all cats)	per day	-	15.00
Grant or renewal of approval to breed cats, either sex	per breeding cat	-	100.00
Licence to keep an approved cat pound	per pound	-	116.00
Traps			
Cat trap bond - Refundable on return of trap	per trap	-	122.50
Dog trap bond - Refundable on return of trap	per trap	-	430.00
Impounded horses, mules, asses, camels, bulls or boars			
Maintenance	per day, per head	-	50.75
Maintenance - Over 2 years old, first 24 hours or part of	additional, per head	-	3.25
Impounding fee - By discretion	per head	-	8.25

Details	Basis of Charge	GST	2024-2025 (Incl GST) \$
Impounded mares, geldings, colts, fillies, foals, cows, steers, calves, rams or pigs			
Maintenance	per day, per head	-	39.00
Maintenance - Over 2 years old, first 24 hours or part of	additional, per head	-	1.75
Impounding fee - By discretion	per head	-	8.25
Impounded vehicles			
Abandoned vehicle recovery - Contractors - Standard	per recovery	-	500.00
Abandoned vehicle recovery - Staff - Standard	per hour	-	185.00
Holding an impounded vehicle	per day	-	20.00



Transport, Private Works and Other

Details	Basis of Charge	GST	2024-2025
			(Incl GST) \$
Hire of council equipment - Wet-hire (home)			
Grader	per hour	Y	265.00
Street Sweeper	per hour	Y	245.00
Prime Mover and Float	per hour	Y	265.00
Prime Mover and Sidetipper	per hour	Y	245.00
Front End Loader	per hour	Y	265.00
Prime Mover and Watercart	per hour	Y	245.00
Hire of council equipment - Wet hire (away)			
Grader	per hour	Y	300.00
Street Sweeper	per hour	Y	285.00
Prime Mover and Float	per hour	Y	285.00
Prime Mover and Sidetipper	per hour	Y	330.00
Front End Loader	per hour	Y	265.00
Prime Mover and Wastercart	per hour	Y	245.00
Prime Mover and Sidetipper Road Train	per hour	Y	360.00
Other private works			
Outdoor crew	per person, per hour	Y	125.00
Outdoor supervisor	per person, per hour	Y	150.00
Maintenance streets, roads, bridges			
Permanent road closures	per application	-	500.00
Temporary road closures	per application	-	130.00
Permit to work on a road reserve	per application	-	130.00
Heavy vehicle road use permit	per application	-	130.00
Standpipe usage			
Water from rural standpipes - Per Water Corporation	per kilolitre	-	13.50
Water from Shire main meter	per kilolitre	-	2.80
Cancellations - General			
No notice - % of hire	per hire	Y	100%
24 hours notice - % of hire	per hire	Y	75%
Over 1 week notice - % of hire	per hire	Y	no charge



Visitor Centre - Tom Price

Details	Basis of Charge	GST	2024-2025
			(Incl GST) \$
General items			
Shower	per shower	Y	4.00
Merchandise and souvenirs	per item	Y	retail pricing
Recharge electrical devices (Mobile phones, tablets etc.)	per device	Y	2.00
Large Scale Laminating	Per meter	Y	30.00



Waste Collection

Details	Basis of Charge	GST	2024-2025 (Incl GST) \$
Household / domestic refuse			
Weekly service - 240 litre bin	per bin, per annum	-	520.00
Weekly service - Additional 240 litre bin	per bin, per annum	-	520.00
Replacement (lost / stolen / damaged) - 240 litre bin	per bin	-	165.00
Missed bins / single collection	per bin	-	65.00
Community group, with community lease, discount	per service		50%
Replacement bin (damaged by collection process)	per bin		no charge
Commercial / industrial refuse			
Weekly service - 240 litre bin	per bin, per annum	-	860.00
Weekly service - Additional 240 litre bin	per bin, per annum	-	860.00
Weekly service - 1,100 litre bin	per bin, per annum	-	1,820.00
Weekly service - Additional 1,100 litre bin	per bin, per annum	-	1,820.00
Replacement (lost / stolen / damaged) - 240 litre bin	per bin	-	165.00
Replacement (lost / stolen / damaged) - 1,100 litre bin	per bin	-	1,400.00
Missed bins / single collection	per bin	-	95.00
Community group, with community lease, discount	per service		50%
Replacement bin (damaged by collection process)	per bin		No charge
Other refuse collection - Event and short-term hire			
240 litre bin - With complete bin management	per bin	Y	70.00
240 litre bin - Additional empties	per 2 bins or less	Y	70.00
1,100 litre bin - With complete bin management	per bin	Y	180.00
1,100 Litre Bin - Additional empties	per bin	Y	180.00
1,100 litre bin - Weekly service - Minimum 1 month	per bin, per month	Y	180.00
240 litre bin - Weekly service - Minimum 1 month	per bin, per month	Y	100.00
Duplicate billing dockets and statements	each	Y	10.00



Waste Disposal

Details	Basis of Charge	GST	2024-2025 (Incl GST) \$
Type 1 Waste			
Compactable waste not itemised elsewhere - Weighbridge	per tonne	Y	155.00
Compactable waste not itemised elsewhere - No weighbridge	m ³	Y	70.00
Clean fill - Excluding Onslow Transfer Station	per tonne		No charge
<i>Waste must be sorted or non compactable rates apply.</i>			
<i>Includes -</i>			
<ul style="list-style-type: none"> • Raw excavated natural material such as clay, gravel, sand, soil or rock fines (excluding contaminated soils). • Rocks/soils arising from the excavation of a site (excluding contaminated soils) which has been previously developed or used. • Uncontaminated or treated building and demolition waste (e.g. bricks, crushed concrete and associated unavoidable small quantities of paper, plastics, glass, metal and timber that should be recovered), being material resulting from the demolition, erection, construction, refurbishment or alteration of buildings or from the construction, repair or alteration of infrastructure-type development such as roads, bridges, dams, tunnels, railways, and airports, and which is not mixed with any other type of waste (specifically green and food waste), and does not contain any asbestos or PFAS. • Un-contaminated asphalt waste (e.g. resulting from road construction and waterproofing works). • Biosolids categorised for unrestricted use. • Casting sand (that does not contain leachable components which would require disposal in a higher class of landfill). 			
Non-compactable waste not elsewhere - Weighbridge	per tonne	Y	420.00
Non-compactable waste not elsewhere - No weighbridge	m ³	Y	420.00
Clean fill - Excluding Onslow Transfer Station	per tonne		No charge
<i>Includes -</i>			
<ul style="list-style-type: none"> • Non crushed concrete and large building and demolition construction materials. Large non compactable materials within the type waste 1 description listed above (Excluding Onslow transfer station). 			



Details	Basis of Charge	GST	2024-2025 (Incl GST) \$
Type 2 Waste			
Compactable waste not itemised elsewhere - Weighbridge	per tonne	Y	170.00
Compactable waste not itemised elsewhere - No weighbridge	m ³	Y	170.00
Domestic waste householder directly to the waste facility; or Other types of domestic waste (eg domestic clean up, furniture and residential garden waste, grass sods) Limited to a car, Ute, 6x4 trailer. Does not include demolition land clearing materials.	per tonne m ³		No charge No charge
Commercial Loose cubic metre type 2 waste – Paraburdoo and Onslow Transfer Station	m ³		55.00

Waste must be sorted or non compactable rates apply.

- *Municipal waste, consisting of -*
 - *Householder directly to the waste facility.*
 - *Other types of domestic waste (eg domestic clean up, furniture and residential garden waste, grass sods).*
 - *Local Council generated waste (e.g. waste from street sweeping, litter bins and parks).*
 - *Commercial waste generated from food preparation premises, supermarkets etc).*
- *Food waste*
- *Biosolids other than those categorised for unrestricted use*
- *Sewerage treatment plant grits and screenings*
- *Animal manures and carcasses*
- *Office and packaging waste (eg paper, cardboard, plastics, wood) that is not mixed with any other type of waste.*
- *Cleaned pesticide, biocide, herbicide or fungicide containers.*
- *Drained and mechanically crushed oil filters, and rags and oil absorbent materials (not containing free liquids) from automotive workshops.*
- *Disposable nappies, incontinence pads and sanitary napkins (not otherwise classified as biomedical wastes due to the presence of infectious material).*
- *Vegetative waste generated from commercial, public and residential sources, agriculture or horticulture.*
- *Non-chemical waste generated from manufacturing and services, paper, plastics, thermosets and composites.*

Non-compactable waste not elsewhere - Weighbridge	per tonne	Y	355.00
Non-compactable waste not elsewhere - No weighbridge	m ³	Y	355.00

Includes -

- *Green waste with a diameter larger than 100 mm and / or length of 1.5 m intended for land fill which fit within the description of Type 2 waste.*
- *Large bulk green waste items intended for land fill which fit within the description of type 2 waste (non-compactable).*

Clean bulk empty drums and containers for land fill	per unit	Y	55.00
Mattresses	per unit	Y	25.00

Details	Basis of Charge	GST	2024-2025
			(Incl GST) \$
Hazardous Waste			
Asbestos - Wrapped	per tonne	Y	330.00
Asbestos - Wrapped	m ³	Y	330.00
Deceased animals (Cat/Dog)	per unit	Y	15.00
Deceased animals (other)	per unit	Y	70.00
Medical waste	per tonne	Y	255.00
Burial fee for asbestos, medical and contaminated waste	per occurrence	Y	65.00
Recyclables			
Eligible sorted bottles and cans correctly placed	per unit	Y	No charge
Paint - Minimum 1 litre	per litre	Y	3.00
Empty oil containers less than 20 Litres (Need to be clean)	per unit	Y	13.00
Cooking and machinery oil - Minimum 20 litres	per litre	Y	1.00
Cooking and machinery oil - Maximum 100 Litres	per litre	Y	1.00
<i>Oil and oil containers are charged separately.</i>			
Empty and decommissioned fire extinguishers	per unit	Y	21.00
Vehicle batteries	per unit	Y	16.00
Empty and decommissioned gas bottles	per unit	Y	21.00
White goods - (Degassed only certificate required)	per unit	Y	26.00
White goods - (Not degassed)	per unit	Y	60.00
Scrap metal	m ³	Y	35.00
Scrap metal - Minimum 1 tonne	per tonne	Y	87.00
Vehicle Bodies and Tyres			
<i>Bodies must have all oils, fuel and batteries removed.</i>			
Boats and trailers	per unit	Y	65.00
Car bodies	per unit	Y	65.00
Caravans	per unit	Y	125.00
Light trucks	per unit	Y	125.00
Car or 4WD tyres - Tyres only	per unit	Y	20.00
Light truck tyres - Tyres only	per unit	Y	25.00
Car or 4WD tyres with Rim	per unit	Y	40.00
Vehicle Bodies and Tyres			
Unloading charge with Shire equipment (1 hour minimum)	per hour	Y	190.00
Relocation of incorrectly deposited waste (1 hour minimum)	per hour	Y	200.00
Weighbridge checks not certified (At Weighbridge sites only)	per tare	Y	40.00

Shire of Ashburton 2024-2025 Fees and Charges

2024-2025 Detailed Budget

Shire of Ashburton 2024-2025 Annual Budget

Capital Initiatives Summary

By Asset Class

	Associated Revenue	Carried Forward	New Initiatives	2024-2025 Original Budget
	\$	\$	\$	\$
Property Plant and Equipment				
Buildings	(14,970,901)	2,653,280	21,890,717	24,543,997
Furniture and Equipment	(33,159)	16,444	866,700	883,144
Land	(873,240)	653,240	220,000	873,240
Plant and Machinery	(943,357)	1,256,357	2,937,500	4,193,857
	(16,820,658)	4,579,322	25,914,917	30,494,239
Infrastructure				
Airport	(1,072,108)	950,108	122,000	1,072,108
Coastal	(786,547)	786,547	-	786,547
Drainage	(2,339,350)	1,566,189	2,000,000	3,566,189
General Waste	-	-	105,000	105,000
Parks and Recreation	(7,648,292)	7,648,292	586,000	8,234,292
Pathways	(976,484)	976,484	-	976,484
Regional Waste Facility	(2,659,158)	2,659,158	-	2,659,158
Roads	(2,791,228)	334,000	3,839,000	4,173,000
Towns	(11,245,565)	3,045,565	14,099,900	17,145,465
	(29,518,733)	17,966,343	20,751,900	38,718,243
Total Capital Initiatives - By Asset Class	(46,339,391)	22,545,665	46,666,817	69,212,482

By Works Type

	Associated Revenue	Carried Forward	New Initiatives	2024-2025 Original Budget
	\$	\$	\$	\$
Property Plant and Equipment				
Renewal	(2,224,375)	1,249,754	4,316,600	5,566,354
Upgrade	-	-	70,000	70,000
New	(14,596,282)	3,329,568	21,528,317	24,857,885
	(16,820,658)	4,579,322	25,914,917	30,494,239
Infrastructure				
Renewal	(4,346,676)	1,889,448	4,345,000	6,234,448
Upgrade	(3,221,445)	2,448,284	2,000,000	4,448,284
New	(21,950,611)	13,628,611	14,406,900	28,035,511
	(29,518,733)	17,966,343	20,751,900	38,718,243
Total Capital Initiatives - By Works Type	(46,339,391)	22,545,665	46,666,817	69,212,482

Airport

		Associated Revenue	Carried Forward	New Initiatives	2024-2025 Original Budget	
	Account	\$	\$	\$	\$	
Airport - Renewal						
	Hangar Ablution Block Restoration ¹	X2315	(8,464)	8,464	-	8,464
Total Airport - Renewal			(8,464)	8,464	-	8,464
Furniture and Equipment - New						
	PFC Super Fryer ¹	AR5	(16,715)	-	16,700	16,700
Total Furniture and Equipment - New			(16,715)	-	16,700	16,700
Airport - New						
	ONS AD - 10 Yearly Panel & Detection Upgrades ¹	AR2	(40,000)	-	40,000	40,000
	ONS AD - Radio System ¹	AR1	(30,000)	-	30,000	30,000
	Airfield Lightng for TWY E & WGA Apron ¹	AR4	(52,000)	-	52,000	52,000
	Aviation Area Development ¹	X2828	(216,866)	216,866	-	216,866
	Taxiway Echo Construction ¹	X2320	(724,778)	724,778	-	724,778
Total Airport - New			(1,063,644)	941,644	122,000	1,063,644
Total Capital Initiatives - Airport			(1,088,823)	950,108	138,700	1,088,808

Revenue Source - 1 Transfer from Reserve / 2 Capital Grant or Contribution / 3 Trade-In / 4 Loan Borrowings

Facilities

		Associated Revenue	Carried Forward	New Initiatives	2024-2025 Original Budget
	Account	\$	\$	\$	\$
Buildings - Renewal					
Tom Price Depot - Renewal	X3700	-	38,060	-	38,060
Onslow MPC Refurb / Painting ¹	X3437	(124,660)	124,660	-	124,660
One Tree Day Care - Rectification works	X3698	-	-	120,000	120,000
Air Conditioning upgrade Quentin Broad Swimmii	X3728	-	-	40,000	40,000
Tom Price Squash Court Flooring Renewal	X3701	-	-	180,000	180,000
Onslow Sports Club - Height Safety Install	X3720	-	-	17,000	17,000
Community centre cleaners store fit out	X3721	-	-	20,000	20,000
Sports Pavilion Cleaners Store Room fit out	X3723	-	-	20,000	20,000
Paraburdoo Cleaners Storeroom fitout	X3724	-	-	15,000	15,000
Peter Sutherland Oval Cleaners Storeroom Fitout	X3725	-	-	10,000	10,000
Tom Price Bowls Club Air conditioner Upgrades an	FT9	-	-	120,000	120,000
Community Hall Plumbing and Amenities Upgrade	FT3	-	-	180,000	180,000
Carinya Unit Upgrade - Onslow ¹	FO12	(5,681)	-	100,000	100,000
Total Buildings - Renewal		(130,341)	162,720	822,000	984,720
Plant and Machinery - New					
Cleaner Van fitout	FQ13	-	-	15,000	15,000
Total Plant and Machinery - New		-	-	15,000	15,000
Furniture and Equipment - New					
Multipurpose Court Cleaner Tom Price	FQ18	-	-	30,000	30,000
Multipurpose Court Cleaner Tom Price and Parabu	FT5	-	-	30,000	30,000
Linemarking Robot	FT6	-	-	60,000	60,000
Paraburdoo Information Bay Seating	FQ5	-	-	30,000	30,000
Total Furniture and Equipment - New		-	-	150,000	150,000
Parks and Recreation - Renewal					
Federation Park drink fountain replacement	X3706	-	-	35,000	35,000
Lions Park Softfall Renewal	X3707	-	-	44,000	44,000
Nature Park Softfall Renewal	X3708	-	-	44,000	44,000
Karingal Neighbourhood Centre Bifold doors repla	X3709	-	-	80,000	80,000
Southroad Playgound Softfall Renewal	X3710	-	-	44,000	44,000
Splash Pad Softfall Renewal	X3711	-	-	44,000	44,000
Minna Oval Irrigation Renewal ¹	X2894	(214,350)	214,350	-	214,350
Total Parks and Recreation - Renewal		(214,350)	214,350	291,000	505,350

Revenue Source - 1 Transfer from Reserve / 2 Capital Grant or Contribution / 3 Trade-In / 4 Loan Borrowings

Facilities - Continued

		Associated Revenue	Carried Forward	New Initiatives	2024-2025 Original Budget
	Account	\$	\$	\$	\$
Parks and Recreation - New					
Playgrounds Water Fountain Installation - Yungu P	FO8	-	-	40,000	40,000
Playground Water Fountain Installation - Tink Play	FO9	-	-	40,000	40,000
Total Parks and Recreation - New		-	-	80,000	80,000
Parks and Recreation - Renewal					
Train Park drink fountain replacement	FQ16	-	-	35,000	35,000
Total Parks and Recreation - Renewal		-	-	35,000	35,000
Total Capital Initiatives - Facilities		(344,691)	377,070	1,393,000	1,770,070

Community Services

		Associated Revenue	Carried Forward	New Initiatives	2024-2025 Original Budget
	Account	\$	\$	\$	\$
Furniture and Equipment - New					
Communities Events Equipment ¹	X3434	(16,444)	16,444	-	16,444
Total Furniture and Equipment - New		(16,444)	16,444	-	16,444
Total Capital Initiatives - Community Services		(16,444)	16,444	-	16,444

Revenue Source - 1 Transfer from Reserve / 2 Capital Grant or Contribution / 3 Trade-In / 4 Loan Borrowings

Fleet

		Associated Revenue	Carried Forward	New Initiatives	2024-2025 Original Budget	
	Account	\$	\$	\$	\$	
Plant and Machinery - Renewal						
	4WD Extra Cab Utility - AS9359 ¹ and ³	X3056	(51,091)	51,091	-	51,091
	Six Tonne Tipper - AS684 ³	X3467	(94,630)	94,630	-	94,630
	Tractor - 1EBN978 ³	X3471	(107,000)	107,000	-	107,000
	PLD12 Onslow waste site Loader ³	X3669	(85,000)	-	270,000	270,000
	PLD13 Para Waste Loader ³	X3670	(105,000)	-	400,000	400,000
	PSW90 TP Admin Pool Car (AS9368) ³	X3671	(36,000)	-	51,000	51,000
	PSW91 Onslow Admin Pool Car (AS9360) ³	X3672	(32,000)	-	51,000	51,000
	PSW92 IS Roads Manager (AS9361) ³	X3673	(32,000)	-	51,000	51,000
	PSW95 Manager Libraries (AS9500) ³	X3674	(32,000)	-	51,000	51,000
	PSW98 IS Waste manager Fortuner AS9507 ³	X3675	(32,000)	-	51,000	51,000
	PSW104 CEO Vehicle Kakadu (1000AS) ³	X3676	(60,000)	-	110,000	110,000
	PTR31 IS Road Crew Service Truck ³	X3677	(40,000)	-	160,000	160,000
	PUT77 Sun Chalets Pool Vehicle AS8784 ³	X3678	(8,000)	-	32,000	32,000
	PUT105 IS TMO AS9112 ³	X3679	(12,000)	-	32,000	32,000
	PUT115 - Pool Vehicle - AS9156 ³	X3680	(12,000)	-	32,000	32,000
	PUT117 IS TMO AS9154 ³	X3681	(12,000)	-	32,000	32,000
	PUT118 IS TMO AS114 ³	X3682	(12,000)	-	32,000	32,000
	PUT121 IS TMO AS9157 ³	X3683	(12,000)	-	32,000	32,000
	PUT122 IS Waste Para AS9171 ³	X3684	(12,000)	-	32,000	32,000
	PUT123 IS TMO Para AS9160 ³	X3685	(12,000)	-	32,000	32,000
	PUT124 IS Leading hand TP AS9373 ³	X3686	(15,000)	-	36,000	36,000
	PUT129 Pana pool car AS9354 ³	X3687	(32,000)	-	58,000	58,000
	PUT131 IS pool vehicle TP AS8715 ³	X3688	(32,000)	-	58,000	58,000
	PUT145 IS TMS Onslow AS9504 ³	X3689	(32,000)	-	58,000	58,000
			-	-	-	-
	Total Plant and Machinery - Renewal		(909,721)	252,721	1,661,000	1,913,721
Plant and Machinery - New						
	Tom Price Cleaners Van	FTTEMP1	-	-	45,000	45,000
	Housing Maintenance new Trailer	PX25	-	-	6,500	6,500
	Total Plant and Machinery - New		-	-	51,500	51,500
	Total Capital Initiatives - Fleet		(909,721)	252,721	1,712,500	1,965,221

Revenue Source - 1 Transfer from Reserve / 2 Capital Grant or Contribution / 3 Trade-In / 4 Loan Borrowings

Community Development - Projects

		Associated Revenue	Carried Forward	New Initiatives	2024-2025 Original Budget
	Account	\$	\$	\$	\$
Buildings - New					
Contractor Accomodation - Tom Price ¹	X3729	(1,000,000)	-	3,000,000	3,000,000
Minna Oval Sports Pavilion ²	PJ3	(7,500,000)	-	10,000,000	10,000,000
Onslow Men's Shed Construction ²	X2328	(1,689,883)	1,689,883	710,117	2,400,000
Total Buildings - New		(10,189,883)	1,689,883	13,710,117	15,400,000
Parks and Recreation - New					
Foreshore Masterplan Works (Anzac Park) ¹	X2344	(2,181,850)	2,181,850	-	2,181,850
Onslow Bike Park ²	X3480	(2,947,933)	2,947,933	-	2,947,933
Pararburdoo Bike / Pump Track ²	X3482	(2,156,240)	2,156,240	-	2,156,240
Total Parks and Recreation - New		(7,286,023)	7,286,023	-	7,286,023
Towns - New					
Ocean View Caravan Park - Stage 3 ¹	X2339	(9,063,470)	1,563,470	12,700,000	14,263,470
Total Towns - New		(9,063,470)	1,563,470	12,700,000	14,263,470
Towns - Upgrade					
Onslow Streetscape	X3588	(1,382,095)	1,382,095	-	1,382,095
Total Towns - Upgrade		(1,382,095)	1,382,095	-	1,382,095
Pathways - Renewal					
Pathway Failure CBD - Tom Price ¹	X3475	(976,484)	976,484	-	976,484
Total Pathways - Renewal		(976,484)	976,484	-	976,484
Drainage - Upgrade					
Onslow Drainage ¹	X3476	(203,692)	203,692	-	203,692
Total Drainage - Upgrade		(203,692)	203,692	-	203,692
Coastal - New					
Onslow Jetty - Planning ¹	X3523	(786,547)	786,547	-	786,547
Total Coastal - New		(786,547)	786,547	-	786,547
Total Capital Initiatives - Community Development - Projects		(29,888,194)	13,888,194	26,410,117	40,298,311

Revenue Source - 1 Transfer from Reserve / 2 Capital Grant or Contribution / 3 Trade-In / 4 Loan Borrowings

Aquatic Facilities

		Associated Revenue	Carried Forward	New Initiatives	2024-2025 Original Budget
	Account	\$	\$	\$	\$
Towns - New					
Onslow Swimming Pool Heating ¹	X3703	(266,667)	-	333,300	333,300
Paraburdoo Swimming Pool Heating ¹	X3704	(266,667)	-	333,300	333,300
Tom Price Swimming Pool Heating ¹	X3705	(266,667)	-	333,300	333,300
Total Towns - New		(800,001)	-	999,900	999,900
Buildings - Renewal					
Retractable Shade Sail Repair - Onslow Aquatic Ce	X3496	(100,143)	100,143	-	100,143
Total Buildings - Renewal		(100,143)	100,143	-	100,143
Total Capital Initiatives - Aquatic Facilities		(900,144)	100,143	999,900	1,100,043

Roads and Civil Projects

		Associated Revenue	Carried Forward	New Initiatives	2024-2025 Original Budget
	Account	\$	\$	\$	\$
Roads - Renewal					
Ashburton Downs - Meekatharra Rd ²	X3712	(1,500,000)	-	2,250,000	2,250,000
Mine Road Reconstruct and Reprofile ¹	X0173	(148,000)	148,000	-	148,000
Coolibah Street ²	R2R1	(59,000)	-	59,000	59,000
Court Road ²	R2R2	(90,000)	-	90,000	90,000
Wattle Street ²	R2R3	(160,000)	-	160,000	160,000
Yaruga Street ²	R2R4	(305,000)	-	305,000	305,000
Banjima Road Resealing ²	RX3	(343,228)	-	975,000	975,000
Total Roads - Renewal		(2,605,228)	148,000	3,839,000	3,987,000
Roads - New					
Road Electronic Signage ¹	X3514	(186,000)	186,000	-	186,000
Total Roads - New		(186,000)	186,000	-	186,000
Total Capital Initiatives - Roads and Civil Projects		(2,791,228)	334,000	3,839,000	4,173,000

Revenue Source - 1 Transfer from Reserve / 2 Capital Grant or Contribution / 3 Trade-In / 4 Loan Borrowings

Town Maintenance

		Associated Revenue	Carried Forward	New Initiatives	2024-2025 Orginal Budget
	Account	\$	\$	\$	\$
Towns - New					
	Tom Price Post Office Landscaping	TX7	-	-	400,000
					400,000
	Total Towns - New		-	-	400,000
Parks and Recreation - Renewal					
	Tjiluna Oval Reticulation Expansion	TX6	-	-	20,000
	Central Rd Reticulation Upgrade	TX1	-	-	40,000
	Revitalise Tom Price Reticulation Bore	TX4	-	-	120,000
	Replace Onslow Reticulation Tank ¹	X3505	(42,150)	42,150	-
					42,150
	Total Parks and Recreation - Renewal		(42,150)	42,150	180,000
Drainage - Renewal					
	Mine Road Pipes Upgrade ^{1 and 2}	X3501	(500,000)	500,000	-
					500,000
	Total Drainage - Renewal		(500,000)	500,000	-
	Total Capital Initiatives - Town Maintenance		(542,150)	542,150	580,000

Infrastructure Services

		Associated Revenue	Carried Forward	New Initiatives	2024-2025 Orginal Budget
	Account	\$	\$	\$	\$
Buildings - Upgrade					
	Tom Price Depot Upgrade	I11	-	-	70,000
					70,000
	Total Buildings - Upgrade		-	-	70,000
Drainage - Upgrade					
	Onslow Ocean Outfalls ^{1 and 2}	X3591	(862,497)	862,497	-
	Onslow Third St Drainage Upgrade ¹	X3719	(773,161)	-	2,000,000
					2,000,000
	Total Drainage - Upgrade		(1,635,658)	862,497	2,000,000
	Total Capital Initiatives - Infrastructure Services		(1,635,658)	862,497	2,070,000

Revenue Source - 1 Transfer from Reserve / 2 Capital Grant or Contribution / 3 Trade-In / 4 Loan Borrowings

Waste Services

		Associated Revenue	Carried Forward	New Initiatives	2024-2025 Original Budget
	Account	\$	\$	\$	\$
General Waste - New					
	Shed Cover for Site Generator - Onslow	WO01	-	25,000	25,000
	Solar Power Switchover connection to Generator -	WP03	-	25,000	25,000
	Solar Power Switchover connection to Generator -	WT01	-	25,000	25,000
	Signage - All waste facilities	WX01	-	30,000	30,000
	Total General Waste - New		-	105,000	105,000
Plant and Machinery - New					
	Water Tank Slip on Cart - Fire Fighting - Paraburd	WP01	-	20,000	20,000
	Hooklift Truck - Prwf	X3613	300,000	-	300,000
	PRWMF - Waste Loader	RW01	-	420,000	420,000
	PRWMF - Tracked Loader(Dozer) 20t	RW03	-	770,000	770,000
	PRWMF Hooklift Bins 3 X 30M3	X3614	50,000	-	50,000
	PRWMF Water Unit For Hooklift Truck	X3615	100,000	-	100,000
	Telehandler With Rotating Forks	X3617	520,000	-	520,000
	Total Plant and Machinery - New		970,000	1,210,000	2,180,000
Regional Waste Facility - New					
	Liquid Waste Facility ¹	X0179	(1,284,907)	1,284,907	1,284,907
	PRWMF - Cell 2 ¹	X3230	(208,000)	208,000	208,000
	PRWMF - Hazardous Liquid Waste Treatment ¹	X3231	(92,160)	92,160	92,160
	PRWMF Evaporation Ponds and Drying Bed ¹	X3500	(1,074,091)	1,074,091	1,074,091
	Total Regional Waste Facility - New		(2,659,158)	2,659,158	2,659,158
	Total Capital Initiatives - Waste Services		(2,659,158)	3,629,158	4,944,158

Revenue Source - 1 Transfer from Reserve / 2 Capital Grant or Contribution / 3 Trade-In / 4 Loan Borrowings

Property

		Associated Revenue	Carried Forward	New Initiatives	2024-2025 Original Budget
	Account	\$	\$	\$	\$
Land - New					
	Lot 9001 South Road Utilities ¹	X3726	(220,000)	-	220,000
	Onslow Airport Business Park Subdivision ¹	X3455	(653,240)	653,240	-
	Total Land - New		(873,240)	653,240	220,000
Buildings - New					
	Watson Drive, Onslow Housing Project ¹	X3626	(3,500,000)	-	6,100,000
	Total Buildings - New		(3,500,000)	-	6,100,000
Buildings - Renewal					
	39 Joffre Ave Refurbishment ¹	X3244	(100,000)	100,000	-
	15 First Ave, Onslow Major Refurb and Veranda ¹	X3485	(330,534)	330,534	-
	9 Third Ave Rear Patio ¹	X3262	(60,000)	60,000	-
	Tom Price (Warrina Place, 1119), Refurb ¹	X3575	(120,000)	120,000	-
	Tom Price (726 Yiluk Street) - Partial Refurb ¹	X3576	(90,000)	90,000	-
	726 Yiluk St Bathroom, toilet w/c, Kitchen refurb	X3661	-	-	350,000
	586 King Ave, Paraburdoo - Roof Replacement	X3260	-	-	120,000
	1119 Warrina Place, Tom Price Roof Replacement	X3660	-	-	80,000
	13 Third Ave, Onslow - Kitchen refurbishment	X3691	-	-	36,200
	9 Second Ave, Onslow - Driveway Upgrade	X3692	-	-	60,000
	294 Samson Ave, Paraburdoo - Kitchen refurbishm	X3693	-	-	56,200
	85 Canberra Drive - Airconditioner Replacement	X3694	-	-	20,000
	571 Brockman Ave, Paraburdoo - Kitchen refurbish	X3695	-	-	36,200
	736 Mungarra - Airconditioner Replacement	X3696	-	-	20,000
	816 Kulai Street - Airconditioner Replacement	X3697	-	-	20,000
	86 Canberra Drive - Airconditioner Replacement	PX15	-	-	20,000
	Onslow Cartoon Unit refurb ¹	T1	(350,000)	-	350,000
	Contractor Accomodation - Onslow Upgrade - ATU	T2	-	-	20,000
	Total Buildings - Renewal		(1,050,534)	700,534	1,188,600
	Total Capital Initiatives - Property		(5,423,774)	1,353,774	7,508,600

Revenue Source - 1 Transfer from Reserve / 2 Capital Grant or Contribution / 3 Trade-In / 4 Loan Borrowings

Rangers

		Associated Revenue	Carried Forward	New Initiatives	2024-2025 Orginal Budget	
	Account	\$	\$	\$	\$	
Plant and Machinery - Renewal						
	Bedford Fire Truck Restoration ¹	X0174	(33,636)	33,636	-	33,636
Total Plant and Machinery - Renewal			(33,636)	33,636	-	33,636
Furniture and Equipment - New						
	7kg Class Drone Project	RR1	-	-	30,000	30,000
	Mobile Stockyard Project	RR3	-	-	25,000	25,000
			-	-	-	-
Total Furniture and Equipment - New			-	-	55,000	55,000
Total Capital Initiatives - Rangers			(33,636)	33,636	55,000	88,636

ICT Services

		Associated Revenue	Carried Forward	New Initiatives	2024-2025 Orginal Budget	
	Account	\$	\$	\$	\$	
Furniture and Equipment - Renewal						
	Remote Site Audit - Infrastructure Upgrade	X3667	-	-	420,000	420,000
	IS PC Refresh	X3668	-	-	225,000	225,000
Total Furniture and Equipment - Renewal			-	-	645,000	645,000
Total Capital Initiatives - ICT Services			-	-	645,000	645,000

Revenue Source - 1 Transfer from Reserve / 2 Capital Grant or Contribution / 3 Trade-In / 4 Loan Borrowings

Business and Economic Development

		Associated Revenue	Carried Forward	New Initiatives	2024-2025 Original Budget
	Account	\$	\$	\$	\$
Towns - New					
Visit Ashburton Tourism Signage	X3435	-	100,000	-	100,000
Total Towns - New		-	100,000	-	100,000
Parks and Recreation - New					
Old Onslow Additional Road Signage ^{1 and 3}	X3562	(19,262)	19,262	-	19,262
Old Onslow Contingency Works ^{1 and 3}	X3563	(15,500)	15,500	-	15,500
Old Onslow Heritage Street Signs ^{1 and 3}	X3564	(12,808)	12,808	-	12,808
Old Onslow Pedestrian & Parking Access ^{1 and 3}	X3565	(46,000)	46,000	-	46,000
Old Onslow Information App ^{1 and 3}	X3566	(12,200)	12,200	-	12,200
Total Parks and Recreation - New		(105,770)	105,770	-	105,770
Total Capital Initiatives - Business and Economic Development		(105,770)	205,770	-	205,770

Revenue Source - 1 Transfer from Reserve / 2 Capital Grant or Contribution / 3 Trade-In / 4 Loan Borrowings

Capital Initiatives Deferred Summary

The following is a list of capital projects not contained within the 2024-2025 annual budget.

These projects are in their initial stages of planning and are not considered ready for inclusion.

Once a project is tender ready, a budget amendment will be sought to included in the approved budget.

Funds are quarantined in reserves to fund the listed projects.

By Asset Class

	Associated Revenue	Carried Forward	New Initiatives	2024-2025 Reserve Transfer Budget
	\$	\$	\$	\$
Property Plant and Equipment				
Buildings	855,714	855,714	-	-
Land	326,805	326,805	-	-
	1,182,519	1,182,519	-	-
Infrastructure				
Airport	28,000,000	-	31,000,000	3,000,000
Drainage	15,035,000	35,000	16,000,000	1,000,000
Parks and Recreation	2,500,000	2,500,000	-	-
Regional Waste Facility	20,000	20,000	-	-
Roads	-	-	6,500,000	6,500,000
	45,555,000	2,555,000	53,500,000	10,500,000
Total Capital Initiatives - By Asset Class	46,737,519	3,737,519	53,500,000	10,500,000

By Works Type

	Associated Revenue	Carried Forward	New Initiatives	2024-2025 Reserve Transfer Budget
	\$	\$	\$	\$
Property Plant and Equipment				
Renewal	221,930	221,930	-	-
Upgrade	633,784	633,784	-	-
New	326,805	326,805	-	-
	1,182,519	1,182,519	-	326,805
Infrastructure				
Renewal	28,035,000	35,000	37,500,000	9,500,000
Upgrade	15,500,000	500,000	16,000,000	1,000,000
New	2,020,000	2,020,000	-	-
	45,555,000	2,555,000	53,500,000	10,500,000
Total Capital Initiatives - By Works Type	46,737,519	3,737,519	53,500,000	11,096,155

Airport

		Associated Revenue	Carried Forward	New Initiatives	2024-2025 Reserve Transfer Budget
	Account	\$	\$	\$	\$
Airport - Renewal					
	Airport - Runway Upgrade and Extension ^{1 and 2}	AR7	28,000,000	- 31,000,000	3,000,000
	Total Airport - Renewal		28,000,000	- 31,000,000	3,000,000
	Total Capital Initiatives - Airport		28,000,000	- 31,000,000	3,000,000

Roads and Civil Projects

		Associated Revenue	Carried Forward	New Initiatives	2024-2025 Reserve Transfer Budget
	Account	\$	\$	\$	\$
Roads - Renewal					
	Pannawonica-Millstream Road Upgrade	RX2	-	- 3,000,000	3,000,000
	Twitchin Road Upgrade	RX4	-	- 3,500,000	3,500,000
	Total Roads - Renewal		-	- 6,500,000	6,500,000
	Total Capital Initiatives - Roads and Civil Projects		-	- 6,500,000	6,500,000

Revenue Source - 1 Transfer from Reserve / 2 Capital Grant or Contribution / 3 Trade-In / 4 Loan Borrowings

Community Development - Projects

		Associated Revenue	Carried Forward	New Initiatives	2024-2025 Reserve Transfer Budget
	Account	\$	\$	\$	\$
Buildings - Renewal					
	397 Acalypha Street Tom Price partial refurb ¹	X3489	221,930	221,930	-
Total Buildings - Renewal			221,930	221,930	-
Buildings - Upgrade					
	Temporary Office Refurbishment ¹	X3457	633,784	633,784	-
Total Buildings - Upgrade			633,784	633,784	-
Parks and Recreation - New					
	Pannawonica Bike / Pump Track and Playground	X3481	2,000,000	2,000,000	-
Total Parks and Recreation - New			2,000,000	2,000,000	-
Parks and Recreation - Upgrade					
	Tom Price Bowling green upgrade ¹	X3522	500,000	500,000	-
Total Parks and Recreation - Upgrade			500,000	500,000	-
Drainage - Upgrade					
	Onslow Streetscape Development Stage ^{1 and 2}	PJ2	15,000,000	-	16,000,000
Total Drainage - Upgrade			15,000,000	-	16,000,000
Total Capital Initiatives - Community Development - Projects			18,355,714	3,355,714	16,000,000

Revenue Source - 1 Transfer from Reserve / 2 Capital Grant or Contribution / 3 Trade-In / 4 Loan Borrowings

Town Maintenance

		Associated Revenue	Carried Forward	New Initiatives	2024-2025 Reserve Transfer Budget
	Account	\$	\$	\$	\$
Drainage - Renewal					
	Drainage Renewals - Camp Road ¹	X3502	35,000	35,000	-
	Drainage Renewals - Rocklea Road ¹	X3503	40,000	40,000	-
	Total Drainage - Renewal		35,000	35,000	-
	Total Capital Initiatives - Town Maintenance		55,000	55,000	-

Waste Services

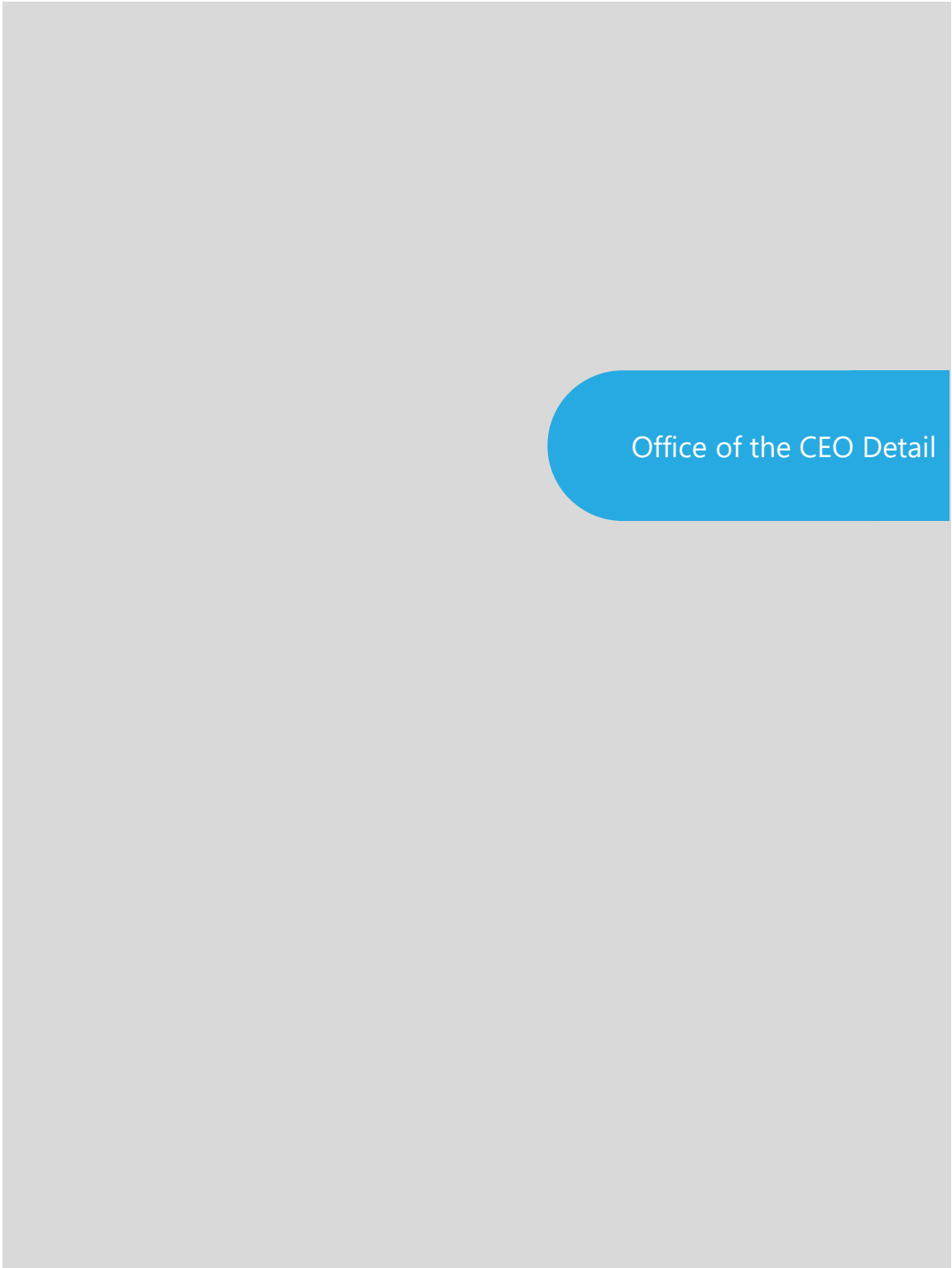
		Associated Revenue	Carried Forward	New Initiatives	2024-2025 Reserve Transfer Budget
	Account	\$	\$	\$	\$
Regional Waste Facility - New					
	Standpipe ¹	X3618	20,000	20,000	-
	Total Regional Waste Facility - New		20,000	20,000	-
	Total Capital Initiatives - Waste Services		20,000	20,000	-

Property

		Associated Revenue	Carried Forward	New Initiatives	2024-2025 Reserve Transfer Budget
	Account	\$	\$	\$	\$
Land - New					
	PRWMF Expansion Land ¹	X3456	326,805	326,805	-
			-	-	-
	Total Land - New		326,805	326,805	-
	Total Capital Initiatives - Property		326,805	326,805	-

Revenue Source - 1 Transfer from Reserve / 2 Capital Grant or Contribution / 3 Trade-In / 4 Loan Borrowings

Management Schedules



Chief Executive Office

CEO Office

		2023-2024	2023-2024	2024-2025	2024-2025	2024-2025
		Rev Budget	Forecast	C / Fwd	New	Budget
		\$	\$	\$	\$	\$
Other Revenue						
CE18001	General Reimbursements	-	-	-	-	-
Total Operating Revenue		-	-	-	-	-
Employment						
CE21001	Payroll	447,297	496,130	-	462,900	462,900
CE21002	Fringe Benefits Taxation	15,000	16,991	-	20,000	20,000
CE21003	Compensation Insurance	8,455	8,863	-	8,900	8,900
CE21004	Recruitment	12,450	11,624	-	51,000	51,000
CE21005	Training and Development	9,200	8,088	-	16,300	16,300
CE21006	Uniforms and Protective Items	1,500	44	-	1,400	1,400
CE21007	First Aid and Safety	500	-	-	400	400
CE21008	Agency Staff	12,000	45,773	-	75,000	75,000
CE21098	Leave Allocation	-	21,157	-	-	-
CE21099	Other Employment Expense	-	-	-	200	200
Office Expense						
CE22001	Telecommunications	1,000	-	-	1,000	1,000
CE22002	Minor Equipment Repairs	-	-	-	-	-
CE22003	Insurance	4,500	4,398	-	4,600	4,600
CE22004	Printing and Stationery	900	782	-	400	400
CE22005	Postage and Freight	-	2	-	-	-
CE22006	Advertising	-	-	-	-	-
CE22007	Minor Assets < \$5,000	-	2,511	-	2,500	2,500
CE22008	Subscriptions and Publications	-	-	-	-	-
CE22009	Meetings and Travel	34,900	32,740	-	36,000	36,000
CE22010	Staff Amenities	-	-	-	-	-
CE22099	Other Office Expense	-	-	-	-	-
Professional Services						
CE23001	Legal	50,000	32,044	-	50,000	50,000
CE23501	Consultancies	153,000	67,421	-	738,000	738,000

CEO Office Continued

	2023-2024	2023-2024	2024-2025	2024-2025	2024-2025
	Rev Budget	Forecast	C / Fwd	New	Budget
	\$	\$	\$	\$	\$
Programs and Services					
CE24001 Sponsorships and Awards	4,500	-	-	4,500	4,500
CE24101 CEO Employee Recognition Program	6,000	5,614	-	6,000	6,000
CE24069 Regional Alliances	-	-	-	-	-
Internal Accounting Expense					
CE29960 Housing Allocation	19,200	20,013	-	38,300	38,300
CE29970 Vehicle Allocation	15,000	11,992	-	15,000	15,000
CE29980 Administration Allocation	214,100	175,044	-	206,600	206,600
CE29998 Less Administration Allocated	(894,700)	(709,718)	-	(355,700)	(355,700)
Total Operating Expense	114,802	251,513	-	1,383,300	1,383,300
Total CEO Office	114,802	251,513	-	1,383,300	1,383,300

Airport

Airport

		2023-2024	2023-2024	2024-2025	2024-2025	2024-2025
		Rev Budget	Forecast	C / Fwd	New	Budget
		\$	\$	\$	\$	\$
Capital Funding						
AR13004	Airport Works Funding	-	-	-	-	-
Fees and Charges						
AR14029	Landing Fees	(640,800)	(743,745)	-	(594,500)	(594,500)
AR14030	Refreshment Sales	(129,600)	(124,888)	-	(116,400)	(116,400)
AR14031	Advertising Revenue	(5,000)	(5,250)	-	(5,400)	(5,400)
AR14032	Passenger Tax	(1,772,400)	(1,607,762)	-	(1,909,400)	(1,909,400)
AR14033	Security Screening Fees	(852,100)	(918,079)	-	(991,400)	(991,400)
AR14034	Aircraft Parking Fees	(5,000)	(2,089)	-	(5,000)	(5,000)
AR14035	Leases	(75,800)	(56,953)	-	(75,800)	(75,800)
AR14052	Aircraft Hangar Fees	(4,800)	(1,091)	-	(4,800)	(4,800)
Other Revenue						
AR18001	General Reimbursements	-	(215)	-	-	-
Total Operating Revenue		(3,485,500)	(3,460,071)	-	(3,702,700)	(3,702,700)
Employment						
AR21001	Payroll	511,794	496,134	-	507,600	507,600
AR21002	Fringe Benefits Taxation	4,900	10,651	-	11,600	11,600
AR21003	Compensation Insurance	9,998	10,480	-	11,000	11,000
AR21004	Recruitment	27,000	14,630	-	12,200	12,200
AR21005	Training and Development	20,000	7,723	-	15,200	15,200
AR21006	Uniforms and Protective Items	4,900	3,413	-	5,700	5,700
AR21007	First Aid and Safety	500	24	-	1,100	1,100
AR21008	Agency Staff	70,000	44,646	-	35,000	35,000
AR21098	Leave Allocation	-	25,328	-	-	-
AR21099	Other Employment Expense	-	-	-	500	500

Airport Continued

	2023-2024	2023-2024	2024-2025	2024-2025	2024-2025
	Rev Budget	Forecast	C / Fwd	New	Budget
	\$	\$	\$	\$	\$
Office Expense					
AR22001	Telecommunications	-	-	-	-
AR22002	Minor Equipment Repairs	2,000	498	-	2,000
AR22003	Insurance	7,378	7,378	-	7,300
AR22004	Printing and Stationery	3,000	2,807	-	2,100
AR22005	Postage and Freight	12,000	24,050	-	10,100
AR22006	Advertising	3,000	-	-	1,000
AR22007	Minor Assets < \$5,000	21,800	18,723	-	22,600
AR22008	Subscriptions and Publications	14,000	17,924	-	23,800
AR22009	Meetings and Travel	17,900	2,585	-	10,400
AR22010	Staff Amenities	500	102	-	500
AR22099	Other Office Expense	1,200	-	-	500
Professional Services					
AR23001	Legal	10,000	11,518	-	25,700
AR23501	Consultancies	1,056,596	746,400	89,862	515,000
Programs and Services					
AR24003	Refreshments	78,000	70,773	-	81,200
AR24005	Unallocated Time	50,000	57,091	-	22,100
AR24008	Branding and Promotion	25,000	214	-	10,000
AR24064	Licences and Permits	1,000	70	-	300
AR24070	Emergency and Risk Management	47,800	15,839	-	26,600
Infrastructure Operation and Maintenance					
AR26801	Onslow Airport	1,677,238	1,261,173	-	1,308,200
Internal Accounting Expense					
AR29960	Housing Allocation	74,500	68,769	-	48,500
AR29970	Vehicle Allocation	8,500	7,244	-	8,500
AR29980	Administration Allocation	254,300	207,881	-	283,400
AR29998	Less Administration Allocated	-	-	-	-
Total Operating Expense					
	4,014,804	3,134,066	89,862	3,009,700	3,099,562

Airport Continued

	2023-2024	2023-2024	2024-2025	2024-2025	2024-2025
	Rev Budget	Forecast	C / Fwd	New	Budget
	\$	\$	\$	\$	\$
Capital Expense					
AR32101 Airport - Renewal	32,143	23,679	8,464	-	8,464
AR32102 Airport - Upgrade	63,000	78,284	-	-	-
AR32103 Airport - New	1,719,105	520,581	941,644	122,000	1,063,644
AR30202 Furniture and Equipment - New	-	-	-	16,700	16,700
Total Capital Expense	1,814,248	622,544	950,108	138,700	1,088,808
Total Airport	2,343,552	296,539	1,039,970	(554,300)	485,670

Business and Economic Development

Business and Economic Development

	2023-2024	2023-2024	2024-2025	2024-2025	2024-2025
	Rev Budget	Forecast	C / Fwd	New	Budget
	\$	\$	\$	\$	\$
Operating Funding					
ED12009 Tourism Initiatives Funding	-	-	-	-	-
Other Revenue					
ED18001 General Reimbursements	-	-	-	-	-
Total Operating Revenue	-	-	-	-	-
Employment					
ED21001 Payroll	261,356	247,264	-	147,500	147,500
ED21002 Fringe Benefits Taxation	4,200	10,234	-	10,300	10,300
ED21003 Compensation Insurance	4,735	4,963	-	5,000	5,000
ED21004 Recruitment	17,430	11,947	-	2,300	2,300
ED21005 Training and Development	3,000	-	-	3,700	3,700
ED21006 Uniforms and Protective Items	1,100	1,009	-	700	700
ED21007 First Aid and Safety	-	-	-	-	-
ED21008 Agency Staff	-	-	-	-	-
ED21098 Leave Allocation	-	17,184	-	-	-
ED21099 Other Employment Expense	-	-	-	100	100
Office Expense					
ED22001 Telecommunications	-	-	-	-	-
ED22002 Minor Equipment Repairs	-	-	-	-	-
ED22003 Insurance	2,494	2,494	-	2,600	2,600
ED22004 Printing and Stationery	-	-	-	-	-
ED22005 Postage and Freight	200	-	-	200	200
ED22006 Advertising	-	-	-	-	-
ED22007 Minor Assets < \$5,000	-	-	-	-	-
ED22008 Subscriptions and Publications	600	-	-	500	500
ED22009 Meetings and Travel	27,000	6,468	-	4,900	4,900
ED22010 Staff Amenities	-	-	-	-	-
ED22099 Other Office Expense	-	-	-	-	-

Business and Economic Development Continued

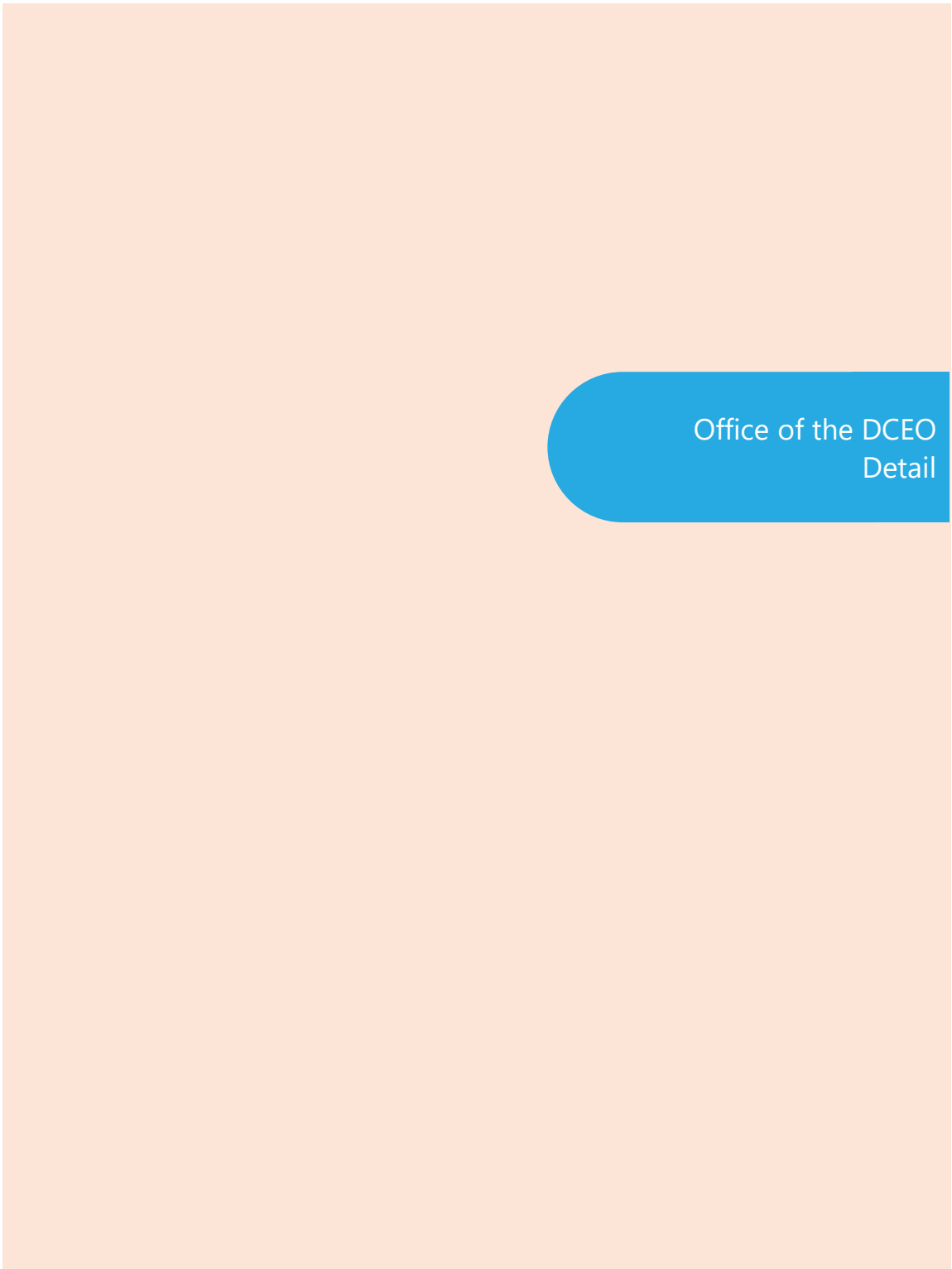
	2023-2024	2023-2024	2024-2025	2024-2025	2024-2025
	Rev Budget	Forecast	C / Fwd	New	Budget
	\$	\$	\$	\$	\$
Professional Services					
ED23001 Legal	4,460	3,025	-	5,000	5,000
ED23501 Consultancies	279,782	180,244	93,773	375,000	468,773
Programs and Services					
ED24078 Economic Development Initiatives	53,600	13,153	21,370	82,000	103,370
ED24080 Affiliations and Sponsorship	191,500	137,501	37,500	135,300	172,800
ED24081 Tourism Initiatives	284,300	192,458	54,823	297,000	351,823
Internal Accounting Expense					
ED29960 Housing Allocation	19,500	14,739	-	23,300	23,300
ED29970 Vehicle Allocation	5,000	5,569	-	5,000	5,000
ED29980 Administration Allocation	117,300	95,861	-	69,200	69,200
Total Operating Expense	1,277,557	944,113	207,467	1,169,600	1,377,067
Capital Expense					
ED30202 Furniture and Equipment - New	-	-	-	-	-
ED31503 Town Infrastructure - New	100,000	-	100,000	-	100,000
ED31403 Parks and Recreation - New	142,700	10,192	105,770	-	105,770
Total Capital Expense	242,700	10,192	205,770	-	205,770
Total Business and Economic Development	1,520,257	954,306	413,237	1,169,600	1,582,837

Visitor Centre - Tom Price

		2023-2024	2023-2024	2024-2025	2024-2025	2024-2025
		Rev Budget	Forecast	C / Fwd	New	Budget
		\$	\$	\$	\$	\$
Fees and Charges						
VC14001	Merchandise Sales	(182,500)	(187,001)	-	(179,700)	(179,700)
VC14002	Refreshment Sales	(800)	-	-	-	-
VC14003	Shower Sales	(7,300)	(4,509)	-	(4,800)	(4,800)
VC14004	National Park Passes	(5,500)	-	-	-	-
VC14005	Advertising Revenue	(8,000)	(68)	-	-	-
VC14006	Membership Revenue	(4,500)	-	-	-	-
VC14999	Other Fees and Charges	(2,000)	(1,787)	-	(2,500)	(2,500)
Other Revenue						
VC18001	General Reimbursements	-	-	-	-	-
VC18003	Commissions - Tour Operators	(23,000)	(23,288)	-	(22,500)	(22,500)
VC18004	Commissions - Access Road Passes	(15,800)	(14,400)	-	(15,800)	(15,800)
VC18005	Commissions - Other	-	-	-	-	-
Total Operating Revenue		(249,400)	(231,053)	-	(225,300)	(225,300)
Employment						
VC21001	Payroll	359,546	343,865	-	417,000	417,000
VC21002	Fringe Benefits Taxation	400	-	-	400	400
VC21003	Compensation Insurance	8,060	8,449	-	8,100	8,100
VC21004	Recruitment	5,810	2,006	-	7,100	7,100
VC21005	Training and Development	3,000	1,661	-	7,000	7,000
VC21006	Uniforms and Protective Items	3,000	1,255	-	3,300	3,300
VC21007	First Aid and Safety	-	-	-	-	-
VC21008	Agency Staff	-	-	-	-	-
VC21098	Leave Allocation	-	(8,108)	-	-	-
VC21099	Other Employment Expense	-	-	-	500	500

Visitor Centre - Tom Price Continued

	2023-2024	2023-2024	2024-2025	2024-2025	2024-2025
	Rev Budget	Forecast	C / Fwd	New	Budget
	\$	\$	\$	\$	\$
Office Expense					
VC22001	Telecommunications	-	-	-	-
VC22002	Minor Equipment Repairs	-	-	-	-
VC22003	Insurance	4,192	4,192	-	4,300
VC22004	Printing and Stationery	2,600	1,384	-	1,400
VC22005	Postage and Freight	500	44	-	100
VC22006	Advertising	5,200	4,301	-	1,000
VC22007	Minor Assets < \$5,000	2,600	1,399	-	1,000
VC22008	Subscriptions and Publications	3,900	3,085	-	3,900
VC22009	Meetings and Travel	-	-	-	200
VC22010	Staff Amenities	-	-	-	-
VC22099	Other Office Expense	-	-	-	-
Professional Services					
VC23001	Legal	-	-	-	-
VC23501	Consultancies	-	-	-	-
Programs and Services					
VC24002	Merchandise	128,472	123,088	-	138,500
VC24003	Refreshments	300	235	-	300
VC24004	Minor Maintenance	4,300	53	-	1,000
Internal Accounting Expense					
VC29960	Housing Allocation	-	-	-	-
VC29970	Vehicle Allocation	-	-	-	-
VC29980	Administration Allocation	203,900	166,635	-	188,400
VC29998	Less Administration Allocated	-	-	-	-
Total Operating Expense	735,780	653,544	-	783,500	783,500
Capital Expense					
VC30213	Furniture and Equipment - Renewal	10,000	6,242	-	-
Total Capital Expense	10,000	6,242	-	-	-
Total Visitor Centre - Tom Price	496,380	428,733	-	558,200	558,200



Deputy Chief Executive Office

DCEO Office

		2023-2024	2023-2024	2024-2025	2024-2025	2024-2025
		Rev Budget	Forecast	C / Fwd	New	Budget
		\$	\$	\$	\$	\$
Other Revenue						
DC18001	General Reimbursements	-	-	-	-	-
Total Operating Revenue		-	-	-	-	-
Employment						
DC21001	Payroll	101,766	158,641	-	346,800	346,800
DC21002	Fringe Benefits Taxation	15,000	2,314	-	15,000	15,000
DC21003	Compensation Insurance	4,915	5,152	-	5,200	5,200
DC21004	Recruitment	24,900	15,202	-	2,400	2,400
DC21005	Training and Development	7,200	681	-	8,900	8,900
DC21006	Uniforms and Protective Items	1,000	526	-	1,000	1,000
DC21007	First Aid and Safety	500	-	-	400	400
DC21008	Agency Staff	100,000	119,590	-	-	-
DC21098	Leave Allocation	-	17,703	-	-	-
DC21099	Other Employment Expense	-	-	-	200	200
Office Expense						
DC22001	Telecommunications	1,300	-	-	1,300	1,300
DC22002	Minor Equipment Repairs	-	-	-	-	-
DC22003	Insurance	2,556	2,556	-	2,700	2,700
DC22004	Printing and Stationery	900	306	-	500	500
DC22005	Postage and Freight	-	-	-	-	-
DC22006	Advertising	-	-	-	-	-
DC22007	Minor Assets < \$5,000	5,000	41,244	-	5,000	5,000
DC22008	Subscriptions and Publications	-	-	-	-	-
DC22009	Meetings and Travel	43,000	35,904	-	30,000	30,000
DC22010	Staff Amenities	-	-	-	-	-
DC22099	Other Office Expense	-	-	-	-	-
Professional Services						
DC23001	Legal	15,000	-	-	30,000	30,000
DC23501	Consultancies	79,220	-	-	150,000	150,000

DCEO Office Continued

	2023-2024	2023-2024	2024-2025	2024-2025	2024-2025
	Rev Budget	Forecast	C / Fwd	New	Budget
	\$	\$	\$	\$	\$
Programs and Services					
Internal Accounting Expense					
DC29960 Housing Allocation	28,400	98,064	-	24,600	24,600
DC29970 Vehicle Allocation	-	1,571	-	15,000	15,000
DC29980 Administration Allocation	122,000	99,669	-	160,800	160,800
DC29998 Less Administration Allocated	(460,100)	(265,278)	-	(624,000)	(624,000)
Total Operating Expense	92,557	333,845	-	175,800	175,800
Total DCEO Office	92,557	333,845	-	175,800	175,800

Media and Communications

Media and Communications

		2023-2024	2023-2024	2024-2025	2024-2025	2024-2025
		Rev Budget	Forecast	C / Fwd	New	Budget
		\$	\$	\$	\$	\$
Employment						
MC21001	Payroll	196,905	226,711	-	385,400	385,400
MC21002	Fringe Benefits Taxation	300	-	-	300	300
MC21003	Compensation Insurance	5,030	5,272	-	5,300	5,300
MC21004	Recruitment	20,300	16,249	-	7,000	7,000
MC21005	Training and Development	8,400	4,318	-	10,900	10,900
MC21006	Uniforms and Protective Items	2,000	1,427	-	2,100	2,100
MC21007	First Aid and Safety	500	-	-	600	600
MC21008	Agency Staff	-	-	-	-	-
MC21098	Leave Allocation	-	9,550	-	-	-
MC21099	Other Employment Expense	-	-	-	300	300
Office Expense						
MC22001	Telecommunications	-	-	-	-	-
MC22002	Minor Equipment Repairs	-	-	-	-	-
MC22003	Insurance	3,000	2,616	-	2,700	2,700
MC22004	Printing and Stationery	700	233	-	-	-
MC22005	Postage and Freight	-	-	-	-	-
MC22006	Advertising	-	-	-	-	-
MC22007	Minor Assets < \$5,000	4,300	3,960	-	5,000	5,000
MC22008	Subscriptions and Publications	60,800	44,877	3,996	70,000	73,996
MC22009	Meetings and Travel	4,100	1,962	-	1,000	1,000
MC22010	Staff Amenities	-	-	-	-	-
MC22099	Other Office Expense	-	-	-	-	-
Professional Services						
MC23001	Legal	-	-	-	-	-
MC23501	Consultancies	87,720	55,208	104,914	241,700	346,614
Programs and Services						
MC24007	Community Engagement	41,500	19,225	-	30,000	30,000
MC24008	Branding and Promotion	116,800	23,607	-	90,000	90,000
MC24009	Corporate Documents	53,600	23,168	5,928	57,000	62,928
MC24071	Website and Online Presence	60,500	38,800	-	70,000	70,000

Media and Communications Continued

	2023-2024	2023-2024	2024-2025	2024-2025	2024-2025
	Rev Budget	Forecast	C / Fwd	New	Budget
	\$	\$	\$	\$	\$
Internal Accounting Expense					
MC29960 Housing Allocation	21,700	9,198	-	51,800	51,800
MC29970 Vehicle Allocation	-	-	-	-	-
MC29980 Administration Allocation	124,900	102,139	-	162,700	162,700
MC29998 Less Administration Allocated	(759,300)	(390,909)	-	(831,100)	(831,100)
Total Operating Expense	53,755	197,610	114,838	362,700	477,538
Total Media and Communications	53,755	197,610	114,838	362,700	477,538

Organisational Development

Organisational Development

	2023-2024	2023-2024	2024-2025	2024-2025	2024-2025
	Rev Budget	Forecast	C / Fwd	New	Budget
	\$	\$	\$	\$	\$
Operating Funding					
OD12001 Training and Development Funding	-	-	-	-	-
Other Revenue					
OD18001 General Reimbursements	-	(3,726)	-	-	-
Total Operating Revenue	-	(3,726)	-	-	-
Employment					
OD21001 Payroll	752,024	816,197	-	882,000	882,000
OD21002 Fringe Benefits Taxation	700	-	-	400	400
OD21003 Compensation Insurance	13,492	14,142	-	14,200	14,200
OD21004 Recruitment	72,000	54,644	-	14,000	14,000
OD21005 Training and Development	4,800	4,061	-	12,200	12,200
OD21006 Uniforms and Protective Items	3,700	1,413	-	4,700	4,700
OD21007 First Aid and Safety	-	-	-	1,300	1,300
OD21008 Agency Staff	-	-	-	-	-
OD21098 Leave Allocation	-	39,341	-	-	-
OD21099 Other Employment Expense	-	677	-	700	700
Office Expense					
OD22001 Telecommunications	-	-	-	-	-
OD22002 Minor Equipment Repairs	-	-	-	-	-
OD22003 Insurance	7,018	7,018	-	7,200	7,200
OD22004 Printing and Stationery	900	819	-	800	800
OD22005 Postage and Freight	2,200	837	-	2,200	2,200
OD22006 Advertising	-	-	-	-	-
OD22007 Minor Assets < \$5,000	-	3,155	-	1,000	1,000
OD22008 Subscriptions and Publications	25,000	17,523	-	20,000	20,000
OD22009 Meetings and Travel	3,700	1,347	-	3,500	3,500
OD22010 Staff Amenities	-	-	-	-	-
OD22099 Other Office Expense	-	-	-	-	-
Professional Services					
OD23001 Legal	60,000	58,593	-	90,000	90,000
OD23501 Consultancies	310,505	238,265	11,400	106,000	117,400

Organisational Development Continued

	2023-2024	2023-2024	2024-2025	2024-2025	2024-2025	
	Rev Budget	Forecast	C / Fwd	New	Budget	
	\$	\$	\$	\$	\$	
Programs and Services						
OD24010	Organisational Development	298,100	174,762	-	288,900	288,900
OD24011	Health and Wellbeing	24,700	9,919	-	24,700	24,700
OD24012	Industrial Services	45,900	30,940	9,000	40,000	49,000
OD24013	Work Health and Safety	67,700	52,718	-	67,700	67,700
OD24014	Employee Recognition	94,300	81,308	-	113,300	113,300
Internal Accounting Expense						
OD29960	Housing Allocation	96,000	69,269	-	97,600	97,600
OD29970	Vehicle Allocation	-	-	-	-	-
OD29980	Administration Allocation	345,300	282,249	-	413,400	413,400
OD29998	Less Administration Allocated	(1,703,000)	(1,475,661)	-	(1,792,400)	(1,792,400)
Total Operating Expense		525,039	483,537	20,400	413,400	433,800
Total Organisational Development		525,039	479,810	20,400	413,400	433,800

Land and Asset Compliance

Land and Asset Compliance

		2023-2024	2023-2024	2024-2025	2024-2025	2024-2025
		Rev Budget	Forecast	C / Fwd	New	Budget
		\$	\$	\$	\$	\$
Other Revenue						
LA18001	General Reimbursements	(1,100)	-	-	-	-
Total Operating Revenue		(1,100)	-	-	-	-
Employment						
LA21001	Payroll	513,174	495,810	-	163,200	163,200
LA21002	Fringe Benefits Taxation	9,100	11,171	-	11,300	11,300
LA21003	Compensation Insurance	11,677	12,240	-	12,500	12,500
LA21004	Recruitment	19,390	401	-	2,300	2,300
LA21005	Training and Development	8,460	7,165	-	3,700	3,700
LA21006	Uniforms and Protective Items	1,300	-	-	700	700
LA21007	First Aid and Safety	-	-	-	-	-
LA21008	Agency Staff	-	-	-	-	-
LA21098	Leave Allocation	-	28,756	-	-	-
LA21099	Other Employment Expense	1,000	-	-	100	100
Office Expense						
LA22001	Telecommunications	-	-	-	-	-
LA22002	Minor Equipment Repairs	-	-	-	-	-
LA22003	Insurance	6,074	6,074	-	6,300	6,300
LA22004	Printing and Stationery	-	-	-	100	100
LA22005	Postage and Freight	100	-	-	-	-
LA22006	Advertising	6,700	1,992	-	1,000	1,000
LA22007	Minor Assets < \$5,000	3,000	2,511	-	3,100	3,100
LA22008	Subscriptions and Publications	-	-	-	-	-
LA22009	Meetings and Travel	8,400	3,231	-	3,200	3,200
LA22010	Staff Amenities	-	-	-	-	-
LA22099	Other Office Expense	-	-	-	-	-
Professional Services						
LA23001	Legal	246,300	288,969	21,751	272,500	294,251
LA23501	Consultancies	56,270	56,692	27,987	77,900	105,887

Land and Asset Compliance Continued

	2023-2024	2023-2024	2024-2025	2024-2025	2024-2025
	Rev Budget	Forecast	C / Fwd	New	Budget
	\$	\$	\$	\$	\$
Programs and Services					
LA24115	Community Group Compliance Contri	-	-	-	-
LA25100	Vacant Land	-	-	-	-
LA24104	Compliance Enforcement	373,000	327,110	162,093	212,093
Infrastructure Operation and Maintenance					
LA24088	Minor Land Development	900	-	-	-
Internal Accounting Expense					
LA29960	Housing Allocation	66,700	78,858	-	24,400
LA29970	Vehicle Allocation	10,000	7,407	-	10,000
LA29980	Administration Allocation	238,800	195,186	-	76,500
LA29998	Less Administration Allocated	-	-	-	-
Total Operating Expense	1,580,345	1,523,571	211,832	718,800	930,632
Total Land and Asset Compliance	1,579,245	1,523,571	211,832	718,800	930,632

Property - Overheads

		2023-2024	2023-2024	2024-2025	2024-2025	2024-2025
		Rev Budget	Forecast	C / Fwd	New	Budget
		\$	\$	\$	\$	\$
Fees and Charges						
PX14007	Transit House Revenue	(171,000)	(23,788)	-	(25,000)	(25,000)
PX14009	Residential Property Rent	-	(460)	-	-	-
PX14022	Community Lease Revenue	(27,300)	(19,268)	-	(27,300)	(27,300)
PX14082	Commercial Lease Revenue	(369,000)	(334,727)	-	(369,000)	(369,000)
Other Revenue						
PX18001	General Reimbursements	(28,500)	(56,138)	-	-	-
PX18012	Staff Housing Reimbursements	(29,323)	(40,732)	-	-	-
Total Operating Revenue		(625,123)	(475,114)	-	(421,300)	(421,300)
Employment						
PX21001	Payroll	358,710	354,150	-	284,000	284,000
PX21002	Fringe Benefits Taxation	400	10,814	-	11,000	11,000
PX21003	Compensation Insurance	10,332	10,829	-	10,900	10,900
PX21004	Recruitment	14,940	21,768	-	11,600	11,600
PX21005	Training and Development	5,940	1,233	-	7,400	7,400
PX21006	Uniforms and Protective Items	3,800	1,399	-	3,500	3,500
PX21007	First Aid and Safety	500	-	-	1,000	1,000
PX21008	Agency Staff	-	-	-	-	-
PX21098	Leave Allocation	-	17,026	-	-	-
PX21099	Other Employment Expense	-	-	-	500	500
Office Expense						
PX22001	Telecommunications	-	-	-	-	-
PX22002	Minor Equipment Repairs	700	230	-	700	700
PX22003	Insurance	7,000	5,374	-	5,600	5,600
PX22004	Printing and Stationery	500	-	-	200	200
PX22005	Postage and Freight	400	322	-	400	400
PX22006	Advertising	2,200	1,244	-	2,200	2,200
PX22007	Minor Assets < \$5,000	11,100	7,955	-	11,500	11,500
PX22008	Subscriptions and Publications	-	280	-	-	-
PX22009	Meetings and Travel	47,000	18,606	-	14,800	14,800
PX22010	Staff Amenities	-	-	-	-	-
PX22099	Other Office Expense	-	-	-	-	-

Property - Overheads Continued

	2023-2024	2023-2024	2024-2025	2024-2025	2024-2025
	Rev Budget	Forecast	C / Fwd	New	Budget
	\$	\$	\$	\$	\$
Professional Services					
PX23001 Legal	10,600	1,815	-	5,000	5,000
PX23501 Consultancies	11,560	11,800	-	567,600	567,600
Programs and Services					
PX24005 Unallocated Time	91,500	78,542	-	109,800	109,800
PX24046 Consumables	4,800	262	-	4,800	4,800
PX24089 Refunds	-	-	-	-	-
PX24103 Property Settlement	100,000	13,049	-	100,000	100,000
Internal Accounting Expense					
PX29960 Housing Allocation	37,200	52,061	-	97,500	97,500
PX29995 Less Housing Allocated	217,800	-	-	-	-
PX29970 Vehicle Allocation	-	478	-	-	-
PX29980 Administration Allocation	263,000	214,981	-	412,800	412,800
PX29998 Less Administration Allocated	-	-	-	-	-
PX29999 Less Overheads Allocated	(877,400)	(450,051)	-	(777,700)	(777,700)
PX29940 Depot Allocation	19,900	14,502	-	22,500	22,500
Total Operating Expense	342,482	388,668	-	907,600	907,600
Total Property - Overheads	(282,641)	(86,446)	-	486,300	486,300

Property

	2023-2024	2023-2024	2024-2025	2024-2025	2024-2025
	Rev Budget	Forecast	C / Fwd	New	Budget
	\$	\$	\$	\$	\$
Other Revenue					
PY18001 General Reimbursements	(44,981)	-	-	-	-
Total Operating Revenue	(44,981)	-	-	-	-
Programs and Services					
PY25301 Housing - Shire Owned	1,867,593	1,907,652	70,739	2,866,900	2,937,639
PY25302 Housing - Externally Owned	651,300	650,932	-	780,900	780,900
PY25310 Commercial Facilities	43,100	23,945	-	37,500	37,500
Internal Accounting Expense					
PY29960 Housing Allocation	-	-	-	-	-
PY29970 Vehicle Allocation	-	-	-	-	-
PY29980 Administration Allocation	-	-	-	-	-
PY29998 Less Administration Allocated	-	-	-	-	-
PY29995 Less Housing Allocated	(2,018,400)	(1,642,294)	-	(2,024,500)	(2,024,500)
Total Operating Expense	543,593	940,235	70,739	1,660,800	1,731,539
Total Property	498,612	940,235	70,739	1,660,800	1,731,539

Property - Capital

Capital Projects

	2023-2024	2023-2024	2024-2025	2024-2025	2024-2025
	Rev Budget	Forecast	C / Fwd	New	Budget
	\$	\$	\$	\$	\$
Capital Funding					
LA13005 Capital Funding - Recreation - Major F	(20,000)	-	-	-	-
Total Operating Revenue	(20,000)	-	-	-	-
Capital Expense					
LA30103 Land - New	1,150,000	169,955	653,240	220,000	873,240
PX30303 Property - New	5,600,000	4,900,648	-	6,100,000	6,100,000
PX30301 Property - Renewal	1,796,590	622,980	700,534	1,188,600	1,889,134
PX30302 Property - Upgrade	-	15,312	-	-	-
LA30407 Commercial Property - New	503,000	503,000	-	-	-
LA30202 Furniture and Equipment - New	700,000	66,216	-	-	-
Total Capital Expense	9,749,590	6,278,112	1,353,774	7,508,600	8,862,374
Total Capital Projects	9,729,590	6,278,112	1,353,774	7,508,600	8,862,374

Development Services

Development Services

	2023-2024	2023-2024	2024-2025	2024-2025	2024-2025
	Rev Budget	Forecast	C / Fwd	New	Budget
	\$	\$	\$	\$	\$
Fees and Charges					
DV14017 Building Plans	(500)	-	-	(500)	(500)
DV14018 Swimming Pool Inspection Levy	(31,000)	(29,796)	-	(29,800)	(29,800)
DV14019 Building Fees and Licences	(400,000)	(702,453)	-	(350,000)	(350,000)
DV14036 Home Occupation Licences	(2,700)	-	-	(2,700)	(2,700)
DV14037 Town Planning Fees	(57,000)	(57,196)	-	(57,000)	(57,000)
Other Revenue					
DV18001 General Reimbursements	(3,000)	-	-	-	-
DV18008 Building Industry and Building Board C	(1,000)	(1,005)	-	(1,000)	(1,000)
Operating Funding					
DV12999 Operating Funding - Development Ser	(153,173)	(139,601)	-	-	-
Total Operating Revenue	(648,373)	(930,051)	-	(441,000)	(441,000)
Employment					
DV21001 Payroll	11,232	11,233	-	587,300	587,300
DV21002 Fringe Benefits Taxation	-	-	-	1,000	1,000
DV21003 Compensation Insurance	-	-	-	-	-
DV21004 Recruitment	-	303	-	9,400	9,400
DV21005 Training and Development	-	-	-	8,200	8,200
DV21006 Uniforms and Protective Items	(800)	1,038	-	3,500	3,500
DV21007 First Aid and Safety	-	-	-	-	-
DV21008 Agency Staff	-	-	-	-	-
DV21098 Leave Allocation	-	-	-	-	-
DV21099 Other Employment Expense	-	-	-	-	-

Development Services Continued

	2023-2024	2023-2024	2024-2025	2024-2025	2024-2025
	Rev Budget	Forecast	C / Fwd	New	Budget
	\$	\$	\$	\$	\$
Office Expense					
DV22001	Telecommunications	-	-	-	-
DV22002	Minor Equipment Repairs	-	-	-	-
DV22003	Insurance	-	-	-	-
DV22004	Printing and Stationery	200	53	-	200
DV22005	Postage and Freight	400	-	-	400
DV22006	Advertising	4,500	1,831	-	4,500
DV22007	Minor Assets < \$5,000	-	734	-	1,000
DV22008	Subscriptions and Publications	-	-	-	-
DV22009	Meetings and Travel	6,900	2,331	-	3,500
Professional Services					
DV23001	Legal	546,200	218,312	-	300,000
DV23501	Consultancies	703,970	566,742	-	708,500
Programs and Services					
DV24051	Landgate and Mapping	4,800	-	-	2,000
DV24089	Refunds	-	5,270	-	-
Internal Accounting Expense					
DV29960	Housing Allocation	-	-	-	-
DV29970	Vehicle Allocation	3,000	9,583	-	3,000
DV29980	Administration Allocation	-	-	-	272,500
DV29998	Less Administration Allocated	-	-	-	-
Total Operating Expense					
	1,280,402	817,430	-	1,905,000	1,905,000
Total Development Services					
	632,029	(112,622)	-	1,464,000	1,464,000

Regulatory Services

	2023-2024	2023-2024	2024-2025	2024-2025	2024-2025
	Rev Budget	Forecast	C / Fwd	New	Budget
	\$	\$	\$	\$	\$
Other Revenue					
RG18001 General Reimbursements	-	-	-	-	-
Capital Funding					
RG13011 Capital Funding - Law and Order	-	-	-	-	-
Total Operating Revenue	-	-	-	-	-
Employment					
RG21001 Payroll	238,032	229,042	-	236,400	236,400
RG21002 Fringe Benefits Taxation	4,500	57	-	4,500	4,500
RG21003 Compensation Insurance	4,475	4,691	-	4,700	4,700
RG21004 Recruitment	2,000	70	-	4,700	4,700
RG21005 Training and Development	23,000	15,368	-	24,100	24,100
RG21006 Uniforms and Protective Items	2,500	408	-	1,400	1,400
RG21007 First Aid and Safety	1,000	-	-	400	400
RG21008 Agency Staff	1,000	-	-	-	-
RG21098 Leave Allocation	-	17,642	-	-	-
RG21099 Other Employment Expense	-	-	-	200	200
Office Expense					
RG22001 Telecommunications	2,600	-	-	1,000	1,000
RG22002 Minor Equipment Repairs	2,600	-	-	1,000	1,000
RG22003 Insurance	2,500	2,328	-	1,000	1,000
RG22004 Printing and Stationery	1,900	192	-	1,000	1,000
RG22005 Postage and Freight	3,200	9	-	1,000	1,000
RG22006 Advertising	3,200	-	-	2,000	2,000
RG22007 Minor Assets < \$5,000	1,500	-	-	1,000	1,000
RG22008 Subscriptions and Publications	1,700	-	-	500	500
RG22009 Meetings and Travel	20,700	6,613	-	3,000	3,000
RG22010 Staff Amenities	-	-	-	-	-
RG22099 Other Office Expense	-	-	-	-	-

Regulatory Services Continued

	2023-2024	2023-2024	2024-2025	2024-2025	2024-2025
	Rev Budget	Forecast	C / Fwd	New	Budget
	\$	\$	\$	\$	\$
Professional Services					
RG23001 Legal	4,300	-	-	5,000	5,000
RG23501 Consultancies	36,720	-	-	60,000	60,000
Internal Accounting Expense					
RG29960 Housing Allocation	3,700	25,034	-	23,000	23,000
RG29970 Vehicle Allocation	-	-	-	-	-
RG29980 Administration Allocation	110,500	90,328	-	109,900	109,900
RG29998 Less Administration Allocated	-	-	-	-	-
Total Operating Expense	471,627	391,779	-	485,800	485,800
Capital Expense					
RG31503 Town Infrastructure - New	50,000	40,710	-	-	-
Total Capital Expense	50,000	40,710	-	-	-
Total Regulatory Services	521,627	432,489	-	485,800	485,800

Regulatory Services

Environmental Health

		2023-2024	2023-2024	2024-2025	2024-2025	2024-2025
		Rev Budget	Forecast	C / Fwd	New	Budget
		\$	\$	\$	\$	\$
Operating Funding						
EH12002	Aboriginal Health Funding	-	1,381	-	-	-
EH12003	Mosquito Control Funding	(14,674)	(14,674)	-	(10,000)	(10,000)
Fees and Charges						
EH14021	Health Licence and Permit Fees	(132,200)	(133,041)	-	(134,800)	(134,800)
Other Revenue						
EH18001	General Reimbursements	-	-	-	-	-
Total Operating Revenue		(146,874)	(146,334)	-	(144,800)	(144,800)
Employment						
EH21001	Payroll	231,868	236,117	-	486,800	486,800
EH21002	Fringe Benefits Taxation	9,500	-	-	200	200
EH21003	Compensation Insurance	5,376	5,636	-	5,700	5,700
EH21004	Recruitment	4,150	70	-	7,100	7,100
EH21005	Training and Development	34,000	40,860	-	38,200	38,200
EH21006	Uniforms and Protective Items	3,000	1,590	-	5,000	5,000
EH21007	First Aid and Safety	1,500	-	-	800	800
EH21008	Agency Staff	10,000	-	-	15,000	15,000
EH21098	Leave Allocation	-	2,371	-	-	-
EH21099	Other Employment Expense	-	-	-	400	400
Office Expense						
EH22001	Telecommunications	2,200	-	-	1,000	1,000
EH22002	Minor Equipment Repairs	4,300	490	-	2,500	2,500
EH22003	Insurance	2,900	2,796	-	2,900	2,900
EH22004	Printing and Stationery	4,500	391	-	100	100
EH22005	Postage and Freight	4,300	1,875	-	1,900	1,900
EH22006	Advertising	1,300	-	-	1,300	1,300
EH22007	Minor Assets < \$5,000	6,100	5,113	-	5,000	5,000
EH22008	Subscriptions and Publications	1,300	-	-	500	500
EH22009	Meetings and Travel	15,000	5,335	-	2,000	2,000
EH22010	Staff Amenities	-	-	-	-	-
EH22099	Other Office Expense	-	-	-	-	-
Professional Services						
EH23001	Legal	3,600	-	-	5,000	5,000
EH23501	Consultancies	45,475	9,758	-	85,000	85,000

Environmental Health Continued

	2023-2024	2023-2024	2024-2025	2024-2025	2024-2025	
	Rev Budget	Forecast	C / Fwd	New	Budget	
	\$	\$	\$	\$	\$	
Programs and Services						
EH24057	Analytical Expense	8,600	4,800	-	8,000	8,000
EH24058	Aboriginal Health	4,300	3,395	-	4,300	4,300
EH24059	Health Promotion	9,300	7,095	-	9,000	9,000
EH24060	Pest Control	900	-	-	900	900
EH24061	Sentinel Chicken Program	18,800	20,621	-	23,400	23,400
EH24062	Mosquito Control	27,674	25,756	-	30,000	30,000
EH24063	Field Expense	1,300	-	-	1,000	1,000
Internal Accounting Expense						
EH29960	Housing Allocation	40,400	23,360	-	100	100
EH29970	Vehicle Allocation	16,000	13,903	-	16,000	16,000
EH29980	Administration Allocation	134,000	109,517	-	226,100	226,100
EH29998	Less Administration Allocated	-	-	-	-	-
Total Operating Expense		651,643	520,852	-	985,200	985,200
Total Environmental Health		504,769	374,519	-	840,400	840,400

Rangers

		2023-2024	2023-2024	2024-2025	2024-2025	2024-2025
		Rev Budget	Forecast	C / Fwd	New	Budget
		\$	\$	\$	\$	\$
Operating Funding						
RR12014	Ranger Operations Funding	(20,000)	-	-	-	-
Fees and Charges						
RR14061	Dog Kennels	(18,000)	(50,834)	-	(45,400)	(45,400)
RR14062	Dog Infringements	(8,000)	(400)	-	(1,100)	(1,100)
RR14063	Dog Impoundment	(5,000)	(766)	-	(1,400)	(1,400)
RR14064	Dog Registrations	(10,000)	(19,727)	-	(10,000)	(10,000)
RR14065	Cat Infringements	(1,000)	-	-	(1,000)	(1,000)
RR14066	Cat Impoundment	(1,000)	-	-	(1,000)	(1,000)
RR14067	Cat Registrations	(1,000)	(2,132)	-	(1,000)	(1,000)
RR14068	Other Animal Fees and Charges	(1,000)	(974)	-	(1,300)	(1,300)
RR14069	Fire Infringements	(1,500)	-	-	(1,500)	(1,500)
RR14070	Vehicle Impoundment	(4,000)	(770)	-	(1,400)	(1,400)
RR14071	Other Fees and Charges	(500)	(4,388)	-	(500)	(500)
Other Revenue						
RR18001	General Reimbursements	-	(37,232)	-	-	-
Total Operating Revenue		(71,000)	(117,225)	-	(65,600)	(65,600)
Employment						
RR21001	Payroll	477,348	555,996	-	473,700	473,700
RR21002	Fringe Benefits Taxation	1,000	11,903	-	12,000	12,000
RR21003	Compensation Insurance	8,976	9,408	-	9,500	9,500
RR21004	Recruitment	1,000	465	-	9,300	9,300
RR21005	Training and Development	15,500	15,010	-	10,900	10,900
RR21006	Uniforms and Protective Items	6,000	3,105	-	5,000	5,000
RR21007	First Aid and Safety	2,000	-	-	900	900
RR21008	Agency Staff	31,000	10,947	-	30,000	30,000
RR21098	Leave Allocation	-	52,813	-	-	-
RR21099	Other Employment Expense	-	45	-	500	500

Rangers Continued

		2023-2024	2023-2024	2024-2025	2024-2025	2024-2025
		Rev Budget	Forecast	C / Fwd	New	Budget
		\$	\$	\$	\$	\$
Office Expense						
RR22001	Telecommunications	200	226	-	200	200
RR22002	Minor Equipment Repairs	4,300	4,196	-	2,000	2,000
RR22003	Insurance	4,800	4,669	-	4,800	4,800
RR22004	Printing and Stationery	4,300	2,145	-	1,500	1,500
RR22005	Postage and Freight	2,600	939	-	200	200
RR22006	Advertising	2,300	598	-	1,300	1,300
RR22007	Minor Assets < \$5,000	16,100	15,610	-	8,400	8,400
RR22008	Subscriptions and Publications	1,700	242	-	1,000	1,000
RR22009	Meetings and Travel	15,000	1,582	-	1,000	1,000
RR22010	Staff Amenities	-	-	-	-	-
RR22099	Other Office Expense	-	-	-	-	-
Professional Services						
RR23001	Legal	2,300	-	-	5,000	5,000
RR23501	Consultancies	1,600	-	-	80,000	80,000
Programs and Services						
RR24064	Licences and Permits	1,300	-	-	1,000	1,000
RR24070	Emergency and Risk Management	21,600	24,116	-	25,600	25,600
RR24084	State Emergency Services	5,600	5,065	-	9,700	9,700
RR24085	Fire Management	49,800	34,591	-	61,600	61,600
RR24086	Animal Control	47,800	36,236	-	41,700	41,700
RR24087	Other Law and Safety	10,600	2,495	-	6,300	6,300
RR24089	Refunds	-	-	-	-	-
Asset Operation and Maintenance						
RR25401	Animal Facilities	13,300	7,600	-	12,000	12,000
Internal Accounting Expense						
RR29960	Housing Allocation	73,600	47,993	-	78,800	78,800
RR29970	Vehicle Allocation	29,500	9,402	-	29,500	29,500
RR29980	Administration Allocation	227,700	186,119	-	215,500	215,500
RR29998	Less Administration Allocated	-	-	-	-	-
Total Operating Expense		1,078,824	1,043,517	-	1,138,900	1,138,900

Rangers Continued

	2023-2024	2023-2024	2024-2025	2024-2025	2024-2025
	Rev Budget	Forecast	C / Fwd	New	Budget
	\$	\$	\$	\$	\$
Capital Expense					
RR30202 Furniture and Equipment - New	-	-	-	55,000	55,000
RR30505 Plant - Law Order and Public Safety	70,000	36,364	33,636	-	33,636
Total Capital Expense	70,000	36,364	33,636	55,000	88,636
Total Rangers	1,077,824	962,655	33,636	1,128,300	1,161,936

Audit Services

Audit Services

		2023-2024	2023-2024	2024-2025	2024-2025	2024-2025
		Rev Budget	Forecast	C / Fwd	New	Budget
		\$	\$	\$	\$	\$
Other Revenue						
AU18001	General Reimbursements	-	(364)	-	-	-
Total Operating Revenue		-	(364)	-	-	-
Employment						
AU21001	Payroll	210,445	142,963	-	279,200	279,200
AU21002	Fringe Benefits Taxation	6,000	-	-	1,000	1,000
AU21003	Compensation Insurance	5,248	5,501	-	5,500	5,500
AU21004	Recruitment	37,350	18,535	-	4,700	4,700
AU21005	Training and Development	7,200	-	-	10,000	10,000
AU21006	Uniforms and Protective Items	1,000	330	-	1,400	1,400
AU21007	First Aid and Safety	500	-	-	400	400
AU21008	Agency Staff	-	-	-	-	-
AU21098	Leave Allocation	-	6,405	-	-	-
AU21099	Other Employment Expense	-	-	-	200	200
Office Expense						
AU22001	Telecommunications	1,300	-	-	1,300	1,300
AU22002	Minor Equipment Repairs	-	-	-	-	-
AU22003	Insurance	2,730	2,730	-	2,900	2,900
AU22004	Printing and Stationery	900	22	-	900	900
AU22005	Postage and Freight	-	-	-	-	-
AU22006	Advertising	-	-	-	-	-
AU22007	Minor Assets < \$5,000	-	-	-	-	-
AU22008	Subscriptions and Publications	-	-	-	-	-
AU22009	Meetings and Travel	28,000	-	-	8,000	8,000
AU22010	Staff Amenities	-	-	-	-	-
AU22099	Other Office Expense	-	-	-	-	-
Professional Services						
AU23001	Legal	10,000	-	-	5,000	5,000
AU23501	Consultancies	36,720	356	-	20,000	20,000

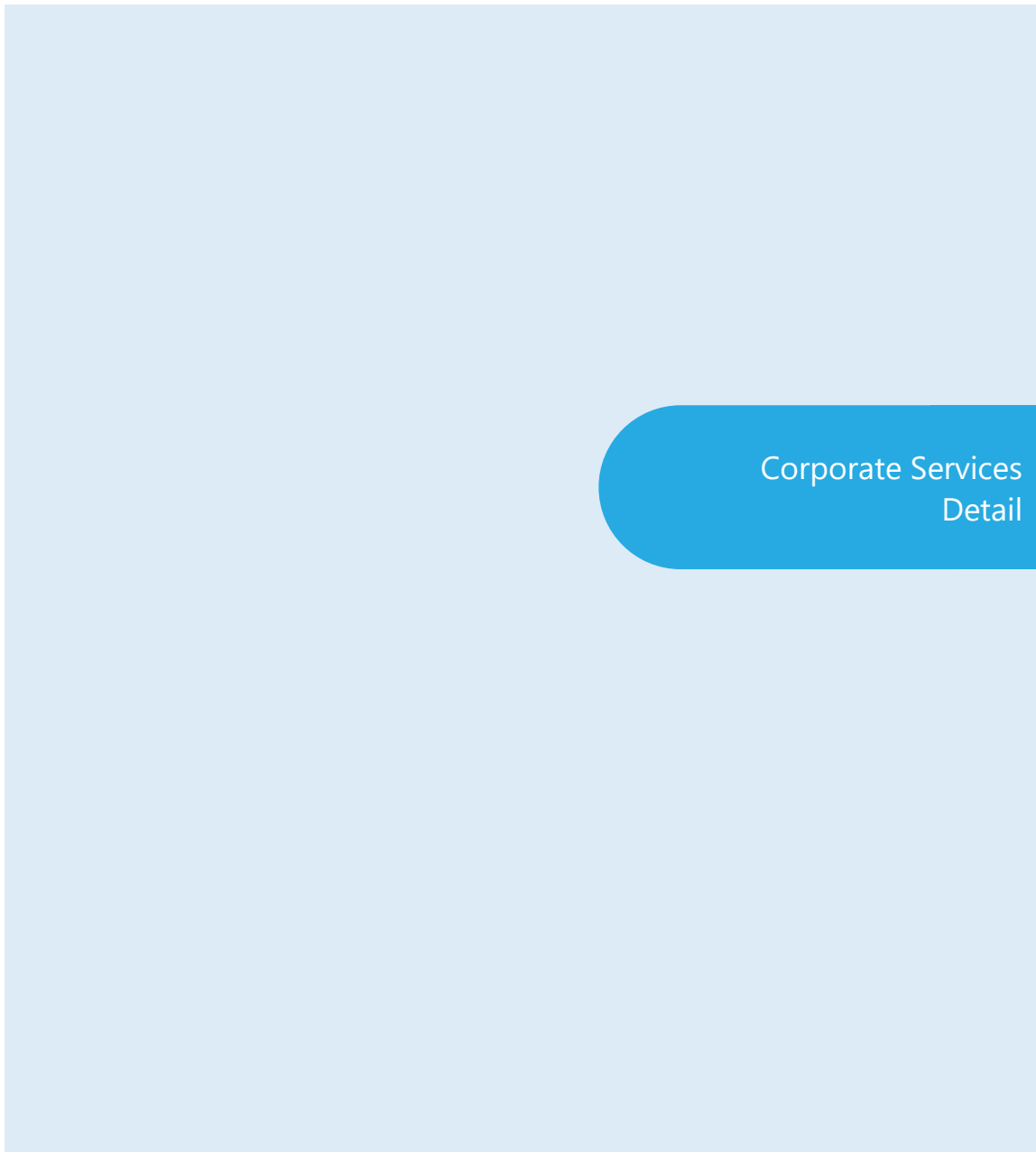
Audit Services Continued

	2023-2024	2023-2024	2024-2025	2024-2025	2024-2025
	Rev Budget	Forecast	C / Fwd	New	Budget
	\$	\$	\$	\$	\$
Internal Accounting Expense					
AU29960 Housing Allocation	22,900	-	-	46,500	46,500
AU29970 Vehicle Allocation	-	-	-	-	-
AU29980 Administration Allocation	130,600	106,772	-	128,200	128,200
AU29998 Less Administration Allocated	(467,100)	(157,834)	-	(387,000)	(387,000)
Total Operating Expense	33,793	125,779	-	128,200	128,200
Total Audit Services	33,793	125,415	-	128,200	128,200

Procurement

Procurement

	2023-2024	2023-2024	2024-2025	2024-2025	2024-2025	
	Rev Budget	Forecast	C / Fwd	New	Budget	
	\$	\$	\$	\$	\$	
Employment						
PC21001	Payroll	217,938	239,756	-	318,200	318,200
PC21002	Fringe Benefits Taxation	300	-	-	300	300
PC21003	Compensation Insurance	4,155	4,356	-	4,400	4,400
PC21004	Recruitment	6,640	-	-	4,700	4,700
PC21005	Training and Development	1,620	3,560	-	4,500	4,500
PC21006	Uniforms and Protective Items	500	233	-	2,100	2,100
PC21007	First Aid and Safety	-	-	-	600	600
PC21008	Agency Staff	-	-	-	-	-
PC21098	Leave Allocation	-	12,494	-	-	-
PC21099	Other Employment Expense	-	-	-	300	300
Office Expense						
PC22001	Telecommunications	-	-	-	-	-
PC22002	Minor Equipment Repairs	-	-	-	-	-
PC22003	Insurance	2,161	2,161	-	2,300	2,300
PC22004	Printing and Stationery	-	-	-	-	-
PC22005	Postage and Freight	-	-	-	-	-
PC22006	Advertising	18,000	21,143	-	25,000	25,000
PC22007	Minor Assets < \$5,000	-	-	-	-	-
PC22008	Subscriptions and Publications	16,000	14,826	-	16,600	16,600
PC22009	Meetings and Travel	-	-	-	2,000	2,000
PC22010	Staff Amenities	-	-	-	-	-
PC22099	Other Office Expense	-	-	-	-	-
Professional Services						
PC23001	Legal	-	-	-	-	-
PC23501	Consultancies	-	-	-	50,000	50,000
Internal Accounting Expense						
PC29960	Housing Allocation	-	-	-	-	-
PC29970	Vehicle Allocation	-	-	-	-	-
PC29980	Administration Allocation	102,200	83,521	-	146,900	146,900
PC29998	Less Administration Allocated	(289,500)	(268,482)	-	(431,000)	(431,000)
Total Operating Expense		80,014	113,568	-	146,900	146,900
Total Procurement		80,014	113,568	-	146,900	146,900



Corporate Services

Corporate Services

	2023-2024	2023-2024	2024-2025	2024-2025	2024-2025
	Rev Budget	Forecast	C / Fwd	New	Budget
	\$	\$	\$	\$	\$
Other Revenue					
CV18001 General Reimbursements	-	-	-	-	-
Total Operating Revenue	-	-	-	-	-
Employment					
CV21001 Payroll	270,877	298,090	-	305,600	305,600
CV21002 Fringe Benefits Taxation	2,000	11,590	-	15,000	15,000
CV21003 Compensation Insurance	5,765	6,043	-	6,100	6,100
CV21004 Recruitment	12,450	5,535	-	4,700	4,700
CV21005 Training and Development	12,000	4,017	-	8,900	8,900
CV21006 Uniforms and Protective Items	1,700	1,100	-	1,000	1,000
CV21007 First Aid and Safety	-	-	-	-	-
CV21008 Agency Staff	-	-	-	-	-
CV21098 Leave Allocation	-	8,694	-	-	-
CV21099 Other Employment Expense	-	-	-	200	200
Office Expense					
CV22001 Telecommunications	-	-	-	-	-
CV22002 Minor Equipment Repairs	-	-	-	-	-
CV22003 Insurance	7,375	7,375	-	7,800	7,800
CV22004 Printing and Stationery	200	258	-	100	100
CV22005 Postage and Freight	-	4	-	-	-
CV22006 Advertising	-	-	-	-	-
CV22007 Minor Assets < \$5,000	2,511	2,511	-	2,500	2,500
CV22008 Subscriptions and Publications	-	-	-	-	-
CV22009 Meetings and Travel	17,300	7,757	-	8,000	8,000
CV22010 Staff Amenities	-	25	-	-	-
CV22099 Other Office Expense	-	-	-	-	-
Professional Services					
CV23001 Legal	535,000	221,561	-	535,000	535,000
CV23002 Legal - Wittenoom Claims	-	-	-	-	-
CV23003 Legal - Wittenoom Claims Representa	-	-	-	-	-
CV23501 Consultancies	85,000	75,242	-	100,000	100,000

Corporate Services Continued

	2023-2024	2023-2024	2024-2025	2024-2025	2024-2025
	Rev Budget	Forecast	C / Fwd	New	Budget
	\$	\$	\$	\$	\$
Internal Accounting Expense					
CV29960 Housing Allocation	19,500	8,186	-	23,300	23,300
CV29970 Vehicle Allocation	28,000	26,039	-	28,000	28,000
CV29980 Administration Allocation	144,100	117,778	-	141,700	141,700
CV29998 Less Administration Allocated	(560,100)	(522,777)	-	(546,200)	(546,200)
Total Operating Expense	583,678	279,028	-	641,700	641,700
Capital Expense					
CV30213 Office Furniture - Renewal	-	-	-	-	-
CV30214 Office Furniture - Upgrade	-	-	-	-	-
CV30215 Office Furniture - New	-	-	-	-	-
Total Capital Expense	-	-	-	-	-
Total Corporate Services	583,678	279,028	-	641,700	641,700

Finance

Finance

	2023-2024	2023-2024	2024-2025	2024-2025	2024-2025	
	Rev Budget	Forecast	C / Fwd	New	Budget	
	\$	\$	\$	\$	\$	
Fees and Charges						
FN14010	Credit Card Fees	(10,000)	(4,264)	-	(6,007)	(6,007)
FN14011	Cemetery Fees	(10,000)	(12,713)	-	(13,600)	(13,600)
Interest Earnings						
FN16001	Late Payment Interest	(20,000)	(4,126)	-	(4,000)	(4,000)
Other Revenue						
FN18001	General Reimbursements	-	-	-	-	-
FN18006	Fuel Tax Credits	(60,000)	(65,826)	-	(58,400)	(58,400)
FN18007	Insurance Claims Reimbursement	(75,800)	(200,926)	-	-	-
FN18999	Other Minor Revenue	-	-	-	-	-
Total Operating Revenue						
	(175,800)	(287,855)	-	(82,007)	(82,007)	
Employment						
FN21001	Payroll	901,596	914,626	-	1,306,000	1,306,000
FN21002	Fringe Benefits Taxation	9,300	11,672	-	12,000	12,000
FN21003	Compensation Insurance	18,731	19,634	-	20,000	20,000
FN21004	Recruitment	23,699	338	-	21,100	21,100
FN21005	Training and Development	18,000	15,690	-	20,800	20,800
FN21006	Uniforms and Protective Items	2,300	2,133	-	7,700	7,700
FN21007	First Aid and Safety	-	-	-	-	-
FN21008	Agency Staff	80,000	70,407	-	45,000	45,000
FN21098	Leave Allocation	-	29,967	-	-	-
FN21099	Other Employment Expense	-	-	-	1,100	1,100
Office Expense						
FN22001	Telecommunications	-	-	-	-	-
FN22002	Minor Equipment Repairs	-	-	-	-	-
FN22003	Insurance	23,950	23,950	-	24,700	24,700
FN22004	Printing and Stationery	-	23	-	-	-
FN22007	Minor Assets < \$5,000	3,000	-	-	3,000	3,000
FN22008	Subscriptions and Publications	3,200	5,290	-	5,500	5,500
FN22009	Meetings and Travel	8,800	689	-	2,000	2,000
FN22010	Staff Amenities	-	-	-	-	-
FN22099	Other Office Expense	-	-	-	-	-

Finance Continued

	2023-2024	2023-2024	2024-2025	2024-2025	2024-2025
	Rev Budget	Forecast	C / Fwd	New	Budget
	\$	\$	\$	\$	\$
Professional Services					
FN23001 Legal	5,400	-	-	2,000	2,000
FN23501 Consultancies	118,831	137,041	19,110	70,200	89,310
Programs and Services					
FN24015 Rounding and Minor Adjustments	-	-	-	-	-
FN24016 Penalties Payable	100	175	-	200	200
FN24017 Annual Audit	96,600	98,418	-	134,300	134,300
FN24018 Other Audits	-	6,000	-	8,000	8,000
FN24019 Bank Fees and Charges	34,000	30,826	-	33,600	33,600
FN24020 Burials	11,200	4,372	-	7,500	7,500
FN24021 Write-Off - Sundry Debtors	5,000	240,773	-	5,000	5,000
FN24022 Write-Off - General	500	674	-	500	500
FN24023 Debt Collection	-	-	-	-	-
FN24024 Doubtful Debts	50,000	-	-	50,000	50,000
FN24073 Write-Off - Stock Variance	-	-	-	-	-
Internal Accounting Expense					
FN29960 Housing Allocation	97,400	45,133	-	145,100	145,100
FN29970 Vehicle Allocation	10,000	4,384	-	10,000	10,000
FN29980 Administration Allocation	481,700	393,758	-	609,500	609,500
FN29998 Less Administration Allocated	(1,765,900)	(1,376,284)	-	(1,841,400)	(1,841,400)
Total Operating Expense	237,407	679,688	19,110	703,400	722,510
Total Finance	61,607	391,832	19,110	621,393	640,503

Rates

	2023-2024	2023-2024	2024-2025	2024-2025	2024-2025
	Rev Budget	Forecast	C / Fwd	New	Budget
	\$	\$	\$	\$	\$
Fees and Charges					
RT14008 Rates Legal Revenue	(25,000)	(10,480)	-	(16,300)	(16,300)
RT14012 Instalment Payment Fee	(7,000)	(9,323)	-	(7,000)	(7,000)
RT14013 Special Arrangement Fee	(1,000)	(800)	-	(800)	(800)
RT14014 Rate Enquiries	(3,800)	(4,820)	-	(4,200)	(4,200)
Interest Earnings					
RT16001 Late Payment Interest	(30,000)	(32,979)	-	(40,300)	(40,300)
RT16002 Deferred Rates Interest	-	-	-	-	-
RT16003 Emergency Services Levy Deferred Inte	-	-	-	-	-
RT16004 Emergency Services Levy Interest	-	(177)	-	(500)	(500)
RT16005 Instalment Payment Interest	(20,000)	(27,445)	-	(27,300)	(27,300)
Other Revenue					
RT18001 General Reimbursements	-	-	-	-	-
RT18017 Emergency Services Levy Commission	(4,000)	(4,000)	-	(4,000)	(4,000)
Total Operating Revenue	(90,800)	(90,025)	-	(100,400)	(100,400)
Office Expense					
RT22001 Telecommunications	-	-	-	-	-
RT22002 Minor Equipment Repairs	-	-	-	-	-
RT22003 Insurance	-	-	-	500	500
RT22004 Printing and Stationery	-	-	-	4,000	4,000
RT22005 Postage and Freight	600	186	-	600	600
RT22006 Advertising	10,100	199	-	1,000	1,000
RT22007 Minor Assets < \$5,000	-	-	-	-	-
RT22008 Subscriptions and Publications	-	-	-	-	-

Rates Continued

	2023-2024	2023-2024	2024-2025	2024-2025	2024-2025
	Rev Budget	Forecast	C / Fwd	New	Budget
	\$	\$	\$	\$	\$
Professional Services					
RT23001 Legal	21,600	12,338	-	22,000	22,000
RT23501 Consultancies	-	-	-	-	-
Programs and Services					
RT24025 Valuations	21,600	25,924	-	21,600	21,600
RT24026 Searches	100	-	-	100	100
RT24027 Write-Off - Rates	-	-	-	-	-
RT24028 Write-Off - Emergency Services Levy	-	-	-	-	-
Internal Accounting Expense					
RT29960 Housing Allocation	-	-	-	-	-
RT29970 Vehicle Allocation	-	-	-	-	-
RT29980 Administration Allocation	-	-	-	-	-
RT29998 Less Administration Allocated	-	-	-	-	-
Total Operating Expense	54,000	38,646	-	49,800	49,800
Total Rates	(36,800)	(51,378)	-	(50,600)	(50,600)

Governance

Governance

		2023-2024	2023-2024	2024-2025	2024-2025	2024-2025
		Rev Budget	Forecast	C / Fwd	New	Budget
		\$	\$	\$	\$	\$
Other Revenue						
GV18001	General Reimbursements	-	12,132	-	-	-
Total Operating Revenue		-	12,132	-	-	-
Employment						
GV21001	Payroll	429,664	466,314	-	461,500	461,500
GV21002	Fringe Benefits Taxation	1,500	-	-	300	300
GV21003	Compensation Insurance	8,889	9,318	-	9,400	9,400
GV21004	Recruitment	14,940	443	-	9,300	9,300
GV21005	Training and Development	9,600	13,559	-	14,500	14,500
GV21006	Uniforms and Protective Items	2,900	1,766	-	2,800	2,800
GV21007	First Aid and Safety	-	-	-	-	-
GV21008	Agency Staff	-	-	-	-	-
GV21098	Leave Allocation	-	29,746	-	-	-
GV21099	Other Employment Expense	-	-	-	500	500
Office Expense						
GV22001	Telecommunications	-	-	-	-	-
GV22002	Minor Equipment Repairs	1,800	-	-	1,800	1,800
GV22003	Insurance	4,624	4,624	-	4,800	4,800
GV22004	Printing and Stationery	900	695	-	300	300
GV22005	Postage and Freight	100	15	-	100	100
GV22006	Advertising	6,100	4,506	-	5,000	5,000
GV22007	Minor Assets < \$5,000	-	-	-	1,000	1,000
GV22008	Subscriptions and Publications	1,500	1,566	-	1,500	1,500
GV22009	Meetings and Travel	9,000	1,988	-	2,000	2,000
GV22010	Staff Amenities	-	-	-	-	-
GV22099	Other Office Expense	-	-	-	-	-
Professional Services						
GV23001	Legal	34,600	7,000	-	20,000	20,000
GV23501	Consultancies	122,201	43,710	47,555	35,000	82,555

Governance Continued

	2023-2024	2023-2024	2024-2025	2024-2025	2024-2025
	Rev Budget	Forecast	C / Fwd	New	Budget
	\$	\$	\$	\$	\$
Internal Accounting Expense					
GV29960 Housing Allocation	57,900	79,449	-	69,400	69,400
GV29970 Vehicle Allocation	-	-	-	-	-
GV29980 Administration Allocation	225,400	184,283	-	212,200	212,200
GV29998 Less Administration Allocated	(880,200)	(551,076)	-	(639,200)	(639,200)
Total Operating Expense	51,418	297,906	47,555	212,200	259,755
Total Governance	51,418	310,038	47,555	212,200	259,755

Records

	2023-2024	2023-2024	2024-2025	2024-2025	2024-2025
	Rev Budget	Forecast	C / Fwd	New	Budget
	\$	\$	\$	\$	\$
Fees and Charges					
RD14015	Freedom of Information Fees	-	(2,738)	-	-
Total Operating Revenue					
	-	(2,738)	-	-	-
Employment					
RD21001	Payroll	323,616	381,201	-	396,900
RD21002	Fringe Benefits Taxation	1,000	-	-	300
RD21003	Compensation Insurance	5,605	5,875	-	5,900
RD21004	Recruitment	13,695	-	-	9,300
RD21005	Training and Development	5,100	4,691	-	10,200
RD21006	Uniforms and Protective Items	2,900	993	-	2,000
RD21007	First Aid and Safety	-	-	-	-
RD21008	Agency Staff	-	-	-	-
RD21098	Leave Allocation	-	27,516	-	-
RD21099	Other Employment Expense	-	-	-	400
Office Expense					
RD22001	Telecommunications	-	-	-	-
RD22002	Minor Equipment Repairs	800	-	-	800
RD22003	Insurance	2,915	2,915	-	3,800
RD22004	Printing and Stationery	1,000	167	-	2,200
RD22005	Postage and Freight	3,280	3,740	-	3,300
RD22006	Advertising	-	-	-	-
RD22007	Minor Assets < \$5,000	1,500	-	-	1,500
RD22008	Subscriptions and Publications	-	-	-	-
RD22009	Meetings and Travel	3,200	2,686	-	1,000
RD22010	Staff Amenities	-	-	-	-
RD22099	Other Office Expense	-	-	-	-
Professional Services					
RD23001	Legal	-	-	-	-
RD23501	Consultancies	80,835	78,800	-	60,000
Programs and Services					
RD24029	Offsite Storage and Digitisation	8,600	4,203	-	8,600

Records Continued

	2023-2024	2023-2024	2024-2025	2024-2025	2024-2025
	Rev Budget	Forecast	C / Fwd	New	Budget
	\$	\$	\$	\$	\$
Internal Accounting Expense					
RD29960 Housing Allocation	-	-	-	-	-
RD29970 Vehicle Allocation	-	-	-	-	-
RD29980 Administration Allocation	139,900	114,375	-	182,200	182,200
RD29998 Less Administration Allocated	(495,800)	(413,160)	-	(506,200)	(506,200)
Total Operating Expense	98,146	214,001	-	182,200	182,200
Total Records	98,146	211,263	-	182,200	182,200

Customer Service

	2023-2024	2023-2024	2024-2025	2024-2025	2024-2025
	Rev Budget	Forecast	C / Fwd	New	Budget
	\$	\$	\$	\$	\$
Fees and Charges					
CS14016 Administration Services Fees	-	-	-	-	-
Other Revenue					
CS18001 General Reimbursements	-	-	-	-	-
Total Operating Revenue	-	-	-	-	-
Employment					
CS21001 Payroll	195,326	216,404	-	227,000	227,000
CS21002 Fringe Benefits Taxation	600	-	-	600	600
CS21003 Compensation Insurance	3,622	3,797	-	3,800	3,800
CS21004 Recruitment	2,000	345	-	4,700	4,700
CS21005 Training and Development	2,400	380	-	3,700	3,700
CS21006 Uniforms and Protective Items	3,100	1,399	-	1,300	1,300
CS21007 First Aid and Safety	-	-	-	-	-
CS21008 Agency Staff	-	-	-	-	-
CS21098 Leave Allocation	-	9,159	-	-	-
CS21099 Other Employment Expense	-	-	-	300	300
Office Expense					
CS22001 Telecommunications	-	-	-	-	-
CS22002 Minor Equipment Repairs	800	-	-	800	800
CS22003 Insurance	1,884	1,884	-	2,000	2,000
CS22004 Printing and Stationery	10,076	7,301	-	10,000	10,000
CS22005 Postage and Freight	100	-	-	100	100
CS22006 Advertising	-	-	-	-	-
CS22007 Minor Assets < \$5,000	8,600	2,540	-	5,000	5,000
CS22008 Subscriptions and Publications	-	-	-	-	-
CS22009 Meetings and Travel	-	(1,440)	-	-	-
CS22010 Staff Amenities	10,436	9,874	-	10,400	10,400
CS22099 Other Office Expense	2,700	1,751	-	1,100	1,100
Professional Services					
CS23001 Legal	-	-	-	-	-
CS23501 Consultancies	-	-	-	10,000	10,000

Customer Service Continued

	2023-2024	2023-2024	2024-2025	2024-2025	2024-2025
	Rev Budget	Forecast	C / Fwd	New	Budget
	\$	\$	\$	\$	\$
Programs and Services					
CS24030 After-Hours Call Service	8,600	3,406	-	8,600	8,600
Internal Accounting Expense					
CS29960 Housing Allocation	-	-	-	-	-
CS29970 Vehicle Allocation	-	-	-	-	-
CS29980 Administration Allocation	88,300	72,177	-	103,500	103,500
CS29998 Less Administration Allocated	(264,900)	(227,929)	-	(289,400)	(289,400)
Total Operating Expense	73,644	101,049	-	103,500	103,500
Total Customer Service	73,644	101,049	-	103,500	103,500

Elected Members

		2023-2024	2023-2024	2024-2025	2024-2025	2024-2025
		Rev Budget	Forecast	C / Fwd	New	Budget
		\$	\$	\$	\$	\$
Other Revenue						
EM18001	General Reimbursements	-	(2,271)	-	-	-
Total Operating Revenue		-	(2,271)	-	-	-
Programs and Services						
EM24031	Council Elections	63,900	60,846	-	11,200	11,200
EM24032	Council Receptions	28,500	11,473	-	10,900	10,900
EM24033	Council Insurance	23,782	23,782	-	24,600	24,600
EM24034	Council Subscriptions and Publication:	19,000	19,940	-	19,900	19,900
EM24035	Council Donations	20,000	8,303	-	20,000	20,000
EM24036	Council Training and Development	82,200	63,855	-	83,000	83,000
EM24037	Council Meetings	76,100	53,180	-	84,800	84,800
EM24038	Council Presentations and Gifts	2,600	1,628	-	2,600	2,600
EM24039	Council Uniforms and Protective Items	5,400	348	-	5,400	5,400
EM24040	Council Other Business	29,268	23,462	-	30,200	30,200
EM24041	Council President Allowance	65,900	66,096	-	68,552	68,552
EM24042	Council Deputy President Allowance	16,500	16,523	-	17,138	17,138
EM24043	Council Annual Allowance	225,800	219,237	-	234,802	234,802
EM24044	Council ICT Allowance	27,000	26,186	-	28,080	28,080
EM24045	Council Childcare Allowance	1,000	-	-	1,000	1,000
Office Expense						
EM22002	Minor Equipment Repairs	2,600	-	-	2,600	2,600
EM22007	Minor Assets < \$5,000	27,200	29,961	-	5,000	5,000
Internal Accounting Expense						
EM29980	Administration Allocation	264,800	216,488	-	285,600	285,600
EM29998	Less Administration Allocated	-	-	-	-	-
Total Operating Expense		981,550	841,307	-	935,372	935,372
Total Elected Members		981,550	839,036	-	935,372	935,372

ICT Services

ICT Services

		2023-2024	2023-2024	2024-2025	2024-2025	2024-2025
		Rev Budget	Forecast	C / Fwd	New	Budget
		\$	\$	\$	\$	\$
Employment						
TV21001	Payroll	418,139	506,382	-	484,700	484,700
TV21002	Fringe Benefits Taxation	5,000	-	-	5,000	5,000
TV21003	Compensation Insurance	6,990	7,327	-	7,300	7,300
TV21004	Recruitment	18,990	15,384	-	9,300	9,300
TV21005	Training and Development	15,600	1,934	-	26,800	26,800
TV21006	Uniforms and Protective Items	1,100	1,071	-	2,800	2,800
TV21007	First Aid and Safety	-	-	-	-	-
TV21008	Agency Staff	-	-	-	-	-
TV21098	Leave Allocation	-	36,292	-	-	-
TV21099	Other Employment Expense	-	-	-	1,000	1,000
Office Expense						
TV22001	Telecommunications	-	-	-	-	-
TV22002	Minor Equipment Repairs	-	-	-	-	-
TV22003	Insurance	17,844	17,843	-	18,400	18,400
TV22004	Printing and Stationery	29,800	22,968	-	30,800	30,800
TV22005	Postage and Freight	309	309	-	300	300
TV22006	Advertising	-	-	-	-	-
TV22007	Minor Assets < \$5,000	13,000	12,153	-	8,100	8,100
TV22008	Subscriptions and Publications	167	167	-	200	200
TV22009	Meetings and Travel	10,400	817	-	2,000	2,000
TV22010	Staff Amenities	3,006	2,056	-	2,000	2,000
TV22099	Other Office Expense	-	-	-	-	-
Professional Services						
TV23001	Legal	-	-	-	-	-
TV23501	Consultancies	110,500	104,436	-	495,000	495,000
Programs and Services						
TV24046	Consumables	20,800	2,345	-	35,000	35,000
TV24047	Communications	675,000	865,157	-	835,900	835,900
TV24048	Software Operation	581,400	561,063	-	601,400	601,400
TV24049	Hardware Operation	100,000	54,712	-	550,000	550,000

ICT Services Continued

	2023-2024	2023-2024	2024-2025	2024-2025	2024-2025
	Rev Budget	Forecast	C / Fwd	New	Budget
	\$	\$	\$	\$	\$
Internal Accounting Expense					
TV29960 Housing Allocation	34,100	15,100	-	62,600	62,600
TV29970 Vehicle Allocation	-	-	-	-	-
TV29980 Administration Allocation	176,000	143,861	-	215,300	215,300
TV29998 Less Administration Allocated	(2,053,300)	(2,257,019)	-	(3,178,600)	(3,178,600)
Total Operating Expense	184,845	114,359	-	215,300	215,300
Capital Expense					
TV30201 ICT Equipment - Renewal	150,000	31,516	-	645,000	645,000
TV30202 ICT Equipment - Upgrade	-	-	-	-	-
TV30203 ICT Equipment - New	359,575	422,550	-	-	-
Total Capital Expense	509,575	454,066	-	645,000	645,000
Total ICT Services	694,420	568,425	-	860,300	860,300

Control Checking

	2023-2024	2023-2024	2024-2025	2024-2025	2024-2025
	Rev Budget	Forecast	C / Fwd	New	Budget
	\$	\$	\$	\$	\$
Other Revenue					
CC29924 Workers Compensation Recovered	(77,667)	(84,586)	-	(5,000)	(5,000)
CC29926 Paid Parental Leave Contributions	(10,000)	(84)	-	-	-
Total Operating Revenue	(87,667)	(84,671)	-	(5,000)	(5,000)
Internal Accounting Expense					
CC29920 Gross Salaries & Wages	18,953,800	7,154,816	-	19,287,500	19,287,500
CC29921 Less Salaries & Wages Allocated	(18,953,800)	(7,154,816)	-	(19,287,500)	(19,287,500)
CC29925 Less Workers Compensation Paid	65,200	57,437	-	5,000	5,000
CC29927 Less Paid Parental Leave Paid	8,800	2,522	-	-	-
CC29930 TEMP - Purchase Order Holding Accou	-	-	-	-	-
Total Operating Expense	74,000	59,958	-	5,000	5,000
Total Control Checking	(13,667)	(24,712)	-	-	-

Rate Revenue

	2023-2024	2023-2024	2024-2025	2024-2025	2024-2025
	Rev Budget	Forecast	C / Fwd	New	Budget
	\$	\$	\$	\$	\$
Rate Revenue					
RV11001 Annual Rates	(56,616,464)	(56,616,464)	-	(68,284,800)	(68,284,800)
RV11002 Interim Rates	(500,000)	(128,087)	-	(168,000)	(168,000)
RV11003 Back Rates	(15,883)	30,940	-	16,300	16,300
RV11004 Ex-Gratia Rates	(11,300)	(11,790)	-	(11,900)	(11,900)
RV11997 Rate Concessions	-	-	-	-	-
RV11998 Rate Write-Offs	150,000	101,392	-	-	-
RV11999 Rate Adjustments	54,328	54,328	-	54,300	54,300
Total Operating Revenue	(56,939,319)	(56,569,682)	-	(68,394,100)	(68,394,100)
Total Rate Revenue	(56,939,319)	(56,569,682)	-	(68,394,100)	(68,394,100)

Corporate Funds

Corporate Funds

	2023-2024	2023-2024	2024-2025	2024-2025	2024-2025
	Rev Budget	Forecast	C / Fwd	New	Budget
	\$	\$	\$	\$	\$
Operating Funding					
CF12004 General Purpose Grant	(63,008)	(1,798,860)	-	(252,300)	(252,300)
CF12005 Untied Road Grant	(9,433)	(1,023,355)	-	(149,300)	(149,300)
Interest Earnings					
CF16006 Municipal Fund Interest	(1,500,000)	(2,185,424)	-	(2,156,100)	(2,156,100)
Other Revenue					
CF18001 General Reimbursements	-	-	-	-	-
CF18009 General Expenses Recouped	-	-	-	-	-
CF18010 Insurance Rebate	-	-	-	-	-
CF18013 Non-Specified Employee Contribution	-	-	-	-	-
CF18015 Advertising Rebate	-	-	-	-	-
Total Operating Revenue	(1,572,441)	(5,007,639)	-	(2,557,700)	(2,557,700)
Total Corporate Funds	(1,572,441)	(5,007,639)	-	(2,557,700)	(2,557,700)

Reserve Funds

		2023-2024	2023-2024	2024-2025	2024-2025	2024-2025
		Rev Budget	Forecast	C / Fwd	New	Budget
		\$	\$	\$	\$	\$
Interest Earnings						
RF16007	Reserve Interest - Airport	(455,500)	(266,150)	-	(566,300)	(566,300)
RF16008	Reserve Interest - Infrastructure	(28,700)	(15,630)	-	(32,800)	(32,800)
RF16009	Reserve Interest - Financial Risk	(298,200)	(162,021)	-	(340,000)	(340,000)
RF16010	Reserve Interest - Future Projects	(266,900)	(275,577)	-	(657,100)	(657,100)
RF16011	Reserve Interest - Housing	-	(2)	-	-	-
RF16012	Reserve Interest - Joint Venture Hous	(200)	(148)	-	(300)	(300)
RF16013	Reserve Interest - Onslow Community	(8,100)	-	-	(12,200)	(12,200)
RF16014	Reserve Interest - Plant Replacement	(130,900)	(58,579)	-	(115,400)	(115,400)
RF16015	Reserve Interest - Property Developm	(161,700)	(87,835)	-	(184,300)	(184,300)
RF16016	Reserve Interest - Tom Price Administ	(449,400)	(370,479)	-	(721,400)	(721,400)
RF16017	Reserve Interest - General Waste	(75,600)	(45,998)	-	(101,200)	(101,200)
RF16018	Reserve Interest - COVID-19 Support	(500)	(4,325)	-	(11,500)	(11,500)
RF16019	Reserve Interest - Regional Waste Fac	-	-	-	-	-
Transfer From Reserve						
RF43107	From Reserve - Airport	(2,253,106)	(941,401)	(950,108)	(688,700)	(1,638,808)
RF43108	From Reserve - Infrastructure	-	-	-	(600,000)	(600,000)
RF43109	From Reserve - Financial Risk	(1,000,000)	(400,000)	(300,000)	(500,000)	(800,000)
RF43110	From Reserve - Future Projects	-	-	(9,036,096)	(14,150,000)	(23,186,096)
RF43111	From Reserve - Housing	-	-	(700,534)	(800,000)	(1,500,534)
RF43112	From Reserve - Joint Venture Housing	-	-	-	(5,681)	(5,681)
RF43113	From Reserve - Onslow Community Ir	-	-	-	(215,859)	(215,859)
RF43114	From Reserve - Plant Replacement	(2,062,123)	(1,313,210)	(131,507)	-	(131,507)
RF43115	From Reserve - Property Developmen	-	-	-	(1,220,000)	(1,220,000)
RF43116	From Reserve - Tom Price Administrat	-	-	-	-	-
RF43117	From Reserve - General Waste	(1,669,286)	(770,755)	(2,659,158)	-	(2,659,158)
RF43118	From Reserve - COVID-19 Support	-	-	-	(211,306)	(211,306)
RF43119	From Reserve - Regional Waste Facilit	-	-	-	-	-
Total Revenue		(8,860,215)	(4,712,110)	(13,777,402)	(21,134,046)	(34,911,448)

Reserve Funds Continued

	2023-2024	2023-2024	2024-2025	2024-2025	2024-2025
	Rev Budget	Forecast	C / Fwd	New	Budget
	\$	\$	\$	\$	\$
Transfer to Reserves					
RF53007 To Reserve - Airport	455,500	330,160	-	3,566,300	3,566,300
RF53008 To Reserve - Infrastructure	28,700	94,122	-	6,532,800	6,532,800
RF53009 To Reserve - Financial Risk	298,200	198,216	-	340,000	340,000
RF53010 To Reserve - Future Projects	6,266,900	16,879,765	-	1,657,100	1,657,100
RF53011 To Reserve - Housing	445,000	2,072,034	-	7,500,000	7,500,000
RF53012 To Reserve - Joint Venture Housing	200	181	-	300	300
RF53013 To Reserve - Onslow Community Infr	8,100	-	-	12,200	12,200
RF53014 To Reserve - Plant Replacement	130,900	176,763	-	115,400	115,400
RF53015 To Reserve - Property Development	161,700	107,457	-	184,300	184,300
RF53016 To Reserve - Tom Price Administrati	449,400	420,578	-	721,400	721,400
RF53017 To Reserve - General Waste	75,600	1,857,761	-	101,200	101,200
RF53018 To Reserve - COVID-19 Support	500	6,722	-	11,500	11,500
RF53019 To Reserve - Regional Waste Facility	-	-	-	-	-
Total Expense	8,320,700	22,143,758	-	20,742,500	20,742,500
Total Reserve Funds	(539,515)	17,431,649	(13,777,402)	(391,546)	(14,168,948)

Loans

		2023-2024	2023-2024	2024-2025	2024-2025	2024-2025
		Rev Budget	Forecast	C / Fwd	New	Budget
		\$	\$	\$	\$	\$
Loan Income						
LN42094	Housing / Property Loan	-	-	-	-	-
Loan Repayments						
LN24065	Loan Guarantee - Loan 117	-	-	-	-	-
LN24066	Loan Guarantee - Loan 119	800	584	-	800	800
LN24067	Loan Guarantee - Loan 122	12,400	5,212	-	8,500	8,500
LN24068	Loan Guarantee - Loan 124	1,700	3,441	-	4,000	4,000
LN24093	Loan Guarantee - Loan 221	-	-	-	-	-
LN27065	Interest Expense - Loan 117	-	-	-	-	-
LN27066	Interest Expense - Loan 119	4,200	4,223	-	2,770	2,770
LN27067	Interest Expense - Loan 122	19,500	14,106	-	8,471	8,471
LN27068	Interest Expense - Loan 124	16,400	14,859	-	14,722	14,722
Lease Repayments						
LN27069	Interest Expense - Lease - Photocopier	2,900	2,777	-	-	-
Loan Repayments - Principal						
LN52065	Principal Repayment - Loan 117	-	-	-	-	-
LN52066	Principal Repayment - Loan 119	22,500	22,495	-	23,948	23,948
LN52067	Principal Repayment - Loan 122	354,800	354,763	-	365,774	365,774
LN52068	Principal Repayment - Loan 124	49,200	49,179	-	50,821	50,821
Lease Repayments - Principal						
LN52094	Principal Repayment - Lease Payments	67,600	61,872	-	57,891	57,891
Total Loans		552,000	533,511	-	537,697	537,697

Non-Cash Amounts Excluded from Operating

Profit / Loss on Disposal of Assets

	2023-2024	2023-2024	2024-2025	2024-2025	2024-2025
	Rev Budget	Forecast	C / Fwd	New	Budget
	\$	\$	\$	\$	\$
Profit on Sale of asset					
PF19305 Profit - Law, Order and Public Safety	(33,400)	(2,788)	-	-	-
PF19307 Profit - Health	(49,500)	(5,977)	-	-	-
PF19309 Profit - Housing	(11,400)	-	-	(4,000)	(4,000)
PF19310 Profit - Community Amenities	(149,000)	(5,733)	-	(13,900)	(13,900)
PF19311 Profit - Recreation and Culture	(45,800)	(3,227)	-	(19,200)	(19,200)
PF19312 Profit - Transport	(216,500)	(26,093)	-	(6,200)	(6,200)
PF19314 Profit - Other Property and Services	(147,100)	(42,941)	-	(53,200)	(53,200)
PF19313 Profit - Economic Services	-	-	-	(8,000)	(8,000)
Total Operating Revenue	(652,700)	(86,759)	-	(104,500)	(104,500)
Loss on Sale of Asset					
SS29310 Loss - Community Amenities	81,900	-	-	4,300	4,300
SS29312 Loss - Transport	-	16,031	-	60,500	60,500
SS29305 Loss - Law, Order and Public Safety	-	1,192	-	-	-
SS29314 Loss - Other Property and Services	-	-	-	12,500	12,500
Total Operating Expense	81,900	17,223	-	77,300	77,300
Total Profit / Loss on Disposal of Assets	(570,800)	(69,536)	-	(27,200)	(27,200)

Non-Cash Amounts Excluded from Operating

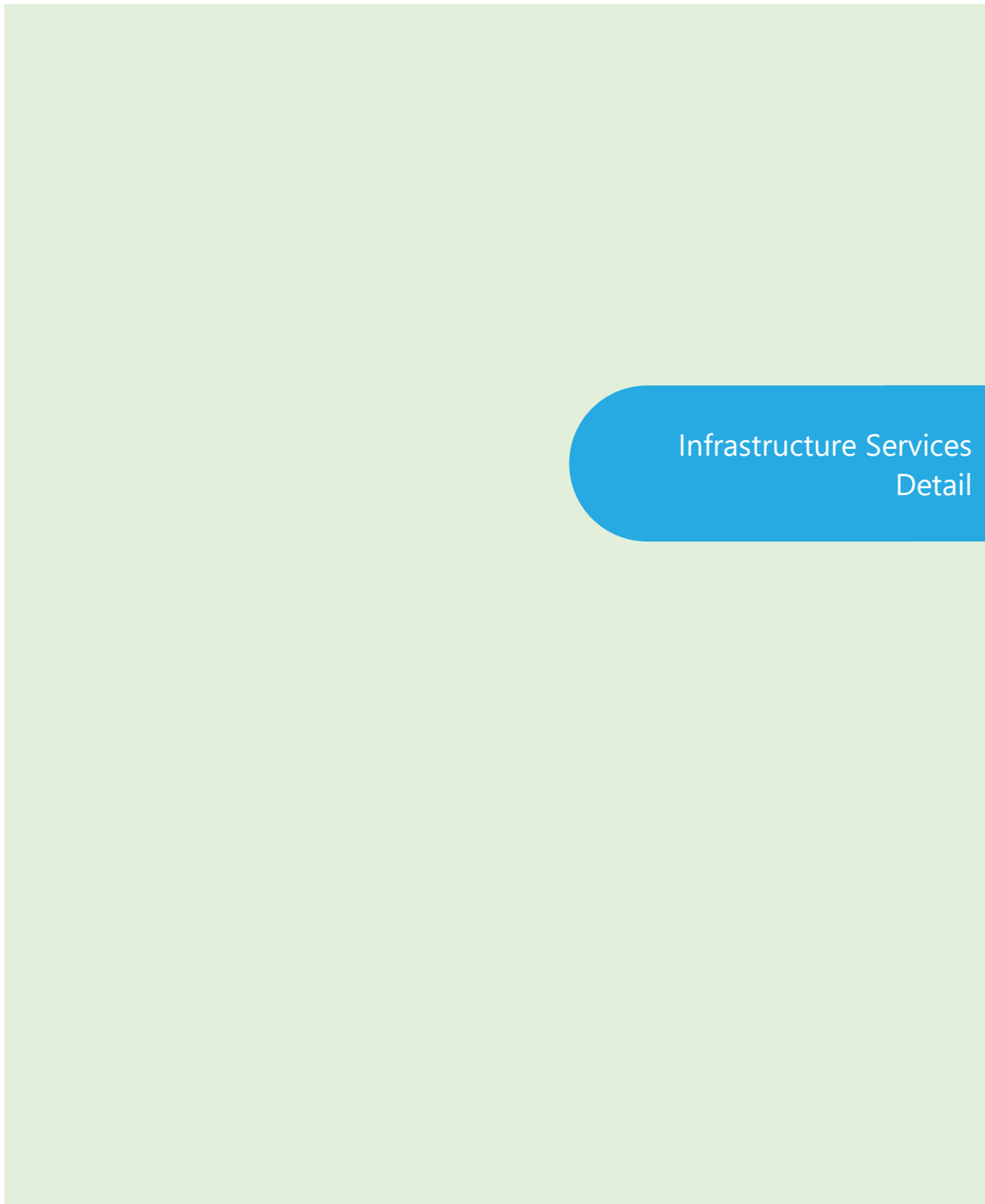
Depreciation

	2023-2024		2024-2025		2024-2025
	Rev Budget	Forecast	C / Fwd	New	Budget
	\$	\$	\$	\$	\$
Total Operating Revenue	-	-	-	-	-
Internal Accounting Expense					
DB29105 Depreciation - Buildings - Law, Order & Justice	11,900	11,900	-	11,900	11,900
DB29108 Depreciation - Buildings - Education & Training	164,100	164,100	-	164,100	164,100
DB29109 Depreciation - Buildings - Housing	621,500	621,500	-	621,500	621,500
DB29110 Depreciation - Buildings - Community	297,600	297,600	-	297,600	297,600
DB29111 Depreciation - Buildings - Recreation & Leisure	1,318,600	1,318,600	-	1,318,600	1,318,600
DB29112 Depreciation - Buildings - Transport	242,600	242,600	-	242,600	242,600
DB29113 Depreciation - Buildings - Economic Services	491,500	491,500	-	491,500	491,500
DB29114 Depreciation - Buildings - Other Properties	288,700	288,700	-	288,700	288,700
DF29107 Depreciation - Furniture and Equipment	1,400	1,400	-	1,400	1,400
DF29110 Depreciation - Furniture and Equipment	1,800	1,800	-	1,800	1,800
DF29111 Depreciation - Furniture and Equipment	10,100	10,100	-	10,100	10,100
DF29113 Depreciation - Furniture and Equipment	7,700	7,700	-	7,700	7,700
DF29114 Depreciation - Furniture and Equipment	130,900	130,900	-	130,900	130,900
IA29112 Depreciation - Airport - Transport	1,139,600	1,139,600	-	1,139,600	1,139,600
ID29112 Depreciation - Drainage - Community	565,600	565,600	-	565,600	565,600
IK29111 Depreciation - Parks and Recreation -	888,000	888,000	-	888,000	888,000
IP29112 Depreciation - Pathways - Transport	192,300	192,300	-	192,300	192,300
IR29112 Depreciation - Roads - Transport	6,822,800	6,822,800	-	6,822,800	6,822,800
IT29112 Depreciation - Town Infrastructure - C	282,100	282,100	-	282,100	282,100
Total Operating Expense	13,478,800	13,478,800	-	13,478,800	13,478,800
Total Depreciation	13,478,800	13,478,800	-	13,478,800	13,478,800

Budgeting

Budgeting

	2023-2024	2023-2024	2024-2025	2024-2025	2024-2025
	Rev Budget	Forecast	C / Fwd	New	Budget
	\$	\$	\$	\$	\$
Opening Position					
BU70000 Budget - Opening Position	(19,033,008)	-	-	(8,946,308)	(8,946,308)
Non-Cash Excluded from Activities					
BU70001 Budget - Non-Cash Excluded from	(13,534,400)	-	-	(14,035,664)	(14,035,664)
Total Operating Expense	(32,567,408)	-	-	(22,981,972)	(22,981,972)
Total Budgeting	(32,567,408)	-	-	(22,981,972)	(22,981,972)



Infrastructure Services

Infrastructure Services

		2023-2024	2023-2024	2024-2025	2024-2025	2024-2025
		Rev Budget	Forecast	C / Fwd	New	Budget
		\$	\$	\$	\$	\$
Other Revenue						
IS18001	General Reimbursements	-	(1,300)	-	-	-
Total Operating Revenue		-	(1,300)	-	-	-
Employment						
IS21001	Payroll	328,148	231,978	-	453,700	453,700
IS21002	Fringe Benefits Taxation	12,500	-	-	14,400	14,400
IS21003	Compensation Insurance	8,732	9,153	-	9,200	9,200
IS21004	Recruitment	29,050	52,185	-	7,000	7,000
IS21005	Training and Development	5,400	1,740	-	10,400	10,400
IS21006	Uniforms and Protective Items	3,500	2,678	-	1,500	1,500
IS21007	First Aid and Safety	500	-	-	600	600
IS21008	Agency Staff	-	147,143	-	-	-
IS21098	Leave Allocation	-	6,943	-	-	-
IS21099	Other Employment Expense	-	-	-	300	300
Office Expense						
IS22001	Telecommunications	-	-	-	-	-
IS22002	Minor Equipment Repairs	-	-	-	-	-
IS22003	Insurance	4,452	4,542	-	4,700	4,700
IS22004	Printing and Stationery	2,500	2,202	-	2,100	2,100
IS22005	Postage and Freight	-	-	-	-	-
IS22006	Advertising	-	-	-	-	-
IS22007	Minor Assets < \$5,000	2,500	10,315	-	2,500	2,500
IS22008	Subscriptions and Publications	1,500	418	-	2,000	2,000
IS22009	Meetings and Travel	12,800	6,295	-	4,000	4,000
IS22010	Staff Amenities	5,400	4,463	-	2,200	2,200
IS22099	Other Office Expense	300	1,533	-	1,400	1,400
Professional Services						
IS23001	Legal	-	-	-	-	-
IS23501	Consultancies	806,565	348,464	426,256	403,600	829,856

Infrastructure Services Continued

	2023-2024	2023-2024	2024-2025	2024-2025	2024-2025
	Rev Budget	Forecast	C / Fwd	New	Budget
	\$	\$	\$	\$	\$
Internal Accounting Expense					
IS29960 Housing Allocation	12,600	24,898	-	29,200	29,200
IS29970 Vehicle Allocation	15,000	6,370	-	15,000	15,000
IS29980 Administration Allocation	159,500	130,404	-	236,600	236,600
IS29998 Less Administration Allocated	-	-	-	-	-
Total Operating Expense	1,410,947	991,722	426,256	1,200,400	1,626,656
Total Infrastructure Services	1,410,947	990,422	426,256	1,200,400	1,626,656

Infrastructure Services

Capital Projects

	2023-2024	2023-2024	2024-2025	2024-2025	2024-2025
	Rev Budget	Forecast	C / Fwd	New	Budget
	\$	\$	\$	\$	\$
Capital Funding					
IC13010 Capital Funding - Transport - Major Pr	(565,187)	-	(565,187)	-	(565,187)
Total Operating Revenue	(565,187)	-	(565,187)	-	(565,187)
Capital Expense					
IS30382 Depot - Upgrade	60,000	26,898	-	70,000	70,000
IC31301 Drainage - Renewal	500,000	327,021	-	-	-
IC31302 Drainage - Upgrade	1,715,187	2,690	862,497	2,000,000	2,862,497
Total Capital Expense	2,275,187	356,608	862,497	2,070,000	2,932,497
Total Capital Projects	1,710,000	356,608	297,310	2,070,000	2,367,310

Assets and Programming

Assets and Programming

		2023-2024	2023-2024	2024-2025	2024-2025	2024-2025
		Rev Budget	Forecast	C / Fwd	New	Budget
		\$	\$	\$	\$	\$
Other Revenue						
AS18001	General Reimbursements	-	-	-	-	-
Total Operating Revenue		-	-	-	-	-
Employment						
AS21001	Payroll	330,967	334,180	-	533,200	533,200
AS21002	Fringe Benefits Taxation	400	-	-	300	300
AS21003	Compensation Insurance	9,348	9,798	-	9,800	9,800
AS21004	Recruitment	32,125	26,654	-	9,300	9,300
AS21005	Training and Development	7,800	6,841	-	22,200	22,200
AS21006	Uniforms and Protective Items	4,400	1,214	-	2,800	2,800
AS21007	First Aid and Safety	-	-	-	-	-
AS21008	Agency Staff	-	-	-	-	-
AS21098	Leave Allocation	-	11,633	-	-	-
AS21099	Other Employment Expense	-	-	-	400	400
Office Expense						
AS22001	Telecommunications	-	-	-	-	-
AS22002	Minor Equipment Repairs	-	-	-	-	-
AS22003	Insurance	5,000	4,862	-	5,100	5,100
AS22004	Printing and Stationery	-	142	-	-	-
AS22005	Postage and Freight	-	-	-	-	-
AS22006	Advertising	-	-	-	-	-
AS22007	Minor Assets < \$5,000	-	-	-	-	-
AS22008	Subscriptions and Publications	1,880	880	-	2,500	2,500
AS22009	Meetings and Travel	3,000	712	-	8,300	8,300
AS22010	Staff Amenities	-	-	-	-	-
AS22099	Other Office Expense	-	335	-	400	400
Professional Services						
AS23001	Legal	-	-	-	-	-
AS23501	Consultancies	215,036	196,355	-	155,000	155,000
Programs and Services						
AS24050	Asset Management Programs	21,900	6,536	-	10,000	10,000

Assets and Programming Continued

	2023-2024	2023-2024	2024-2025	2024-2025	2024-2025
	Rev Budget	Forecast	C / Fwd	New	Budget
	\$	\$	\$	\$	\$
Internal Accounting Expense					
AS29960 Housing Allocation	135,700	130,142	-	51,900	51,900
AS29970 Vehicle Allocation	-	-	-	-	-
AS29980 Administration Allocation	237,400	194,043	-	331,600	331,600
AS29998 Less Administration Allocated	-	(43,399)	-	(811,200)	(811,200)
Total Operating Expense	1,004,956	880,930	-	331,600	331,600
Total Assets and Programming	1,004,956	880,930	-	331,600	331,600

Plant

Plant - Overheads

	2023-2024	2023-2024	2024-2025	2024-2025	2024-2025
	Rev Budget	Forecast	C / Fwd	New	Budget
	\$	\$	\$	\$	\$
Other Revenue					
LX18001 General Reimbursements	-	(3,014)	-	-	-
Total Operating Revenue	-	(3,014)	-	-	-
Employment					
LX21001 Payroll	306,927	356,185	-	285,100	285,100
LX21002 Fringe Benefits Taxation	600	11,085	-	12,000	12,000
LX21003 Compensation Insurance	8,810	9,234	-	9,300	9,300
LX21004 Recruitment	2,075	-	-	9,300	9,300
LX21005 Training and Development	15,000	9,673	-	38,200	38,200
LX21006 Uniforms and Protective Items	4,600	5,933	-	7,800	7,800
LX21007 First Aid and Safety	2,400	-	-	2,400	2,400
LX21008 Agency Staff	-	-	-	-	-
LX21098 Leave Allocation	-	38,632	-	-	-
LX21099 Other Employment Expense	-	-	-	2,400	2,400
Office Expense					
LX22001 Telecommunications	17,400	10,502	-	5,200	5,200
LX22002 Minor Equipment Repairs	-	-	-	-	-
LX22003 Insurance	4,582	4,582	-	4,800	4,800
LX22004 Printing and Stationery	2,882	-	-	100	100
LX22005 Postage and Freight	1,000	113	-	200	200
LX22006 Advertising	-	-	-	-	-
LX22007 Minor Assets < \$5,000	13,000	13,333	-	23,000	23,000
LX22008 Subscriptions and Publications	4,430	860	-	6,200	6,200
LX22009 Meetings and Travel	3,499	-	-	2,000	2,000
LX22010 Staff Amenities	-	-	-	-	-
LX22099 Other Office Expense	-	-	-	-	-
Professional Services					
LX23001 Legal	-	-	-	-	-
LX23501 Consultancies	-	-	-	-	-

Plant - Overheads Continued

	2023-2024	2023-2024	2024-2025	2024-2025	2024-2025
	Rev Budget	Forecast	C / Fwd	New	Budget
	\$	\$	\$	\$	\$
Programs and Services					
LX24005 Unallocated Time	30,800	18,683	-	26,200	26,200
LX24046 Consumables	10,400	12,116	-	11,700	11,700
LX24091 Plant Hire	5,900	4,108	-	5,900	5,900
Internal Accounting Expense					
LX29940 Depot Allocation	115,500	84,109	-	130,300	130,300
LX29960 Housing Allocation	38,400	18,238	-	46,000	46,000
LX29970 Vehicle Allocation	23,000	16,736	-	23,000	23,000
LX29980 Administration Allocation	223,400	182,586	-	419,400	419,400
LX29999 Less Overheads Allocated	(703,500)	(628,120)	-	(725,800)	(725,800)
Total Operating Expense	131,105	168,590	-	344,700	344,700
Total Plant - Overheads	131,105	165,576	-	344,700	344,700

Plant

Plant - Capital

	2023-2024	2023-2024	2024-2025	2024-2025	2024-2025
	Rev Budget	Forecast	C / Fwd	New	Budget
	\$	\$	\$	\$	\$
Proceeds from disposal of assets					
LX41403	Plant Sales - General Purpose Funding	-	-	-	-
LX41404	Plant Sales - Governance	-	-	-	-
LX41405	Plant Sales - Law Order and Public Saf	(62,000)	-	-	-
LX41407	Plant Sales - Health	(64,727)	(32,727)	-	-
LX41408	Plant Sales - Education and Welfare	-	-	-	-
LX41409	Plant Sales - Housing	(18,000)	-	-	-
LX41410	Plant Sales - Community Amenities	(173,818)	-	(234,000)	(234,000)
LX41411	Plant Sales - Recreation and Culture	(42,909)	-	(32,000)	(32,000)
LX41412	Plant Sales - Transport	(280,000)	(404,779)	(283,700)	(778,400)
LX41413	Plant Sales - Economic Services	-	-	(8,000)	(8,000)
LX41414	Plant Sales - Other Property and Servi	(324,155)	(226,364)	-	(172,000)
Total Non-Operating Revenue	(965,609)	(663,870)	(283,700)	(940,700)	(1,224,400)
Capital Expense					
LX30503	Plant - General Purpose Funding	-	-	-	-
LX30504	Plant - Governance	-	-	-	-
LX30505	Plant - Law Order and Public Safety	-	-	-	-
LX30507	Plant - Health	-	-	-	-
LX30508	Plant - Education and Welfare	-	-	-	-
LX30509	Plant - Housing	-	-	6,500	6,500
LX30510	Plant - Community Amenities	392,300	392,728	1,943,000	1,943,000
LX30511	Plant - Recreation and Culture	417,210	417,210	96,000	96,000
LX30512	Plant - Transport	2,326,565	1,818,593	552,721	1,075,721
LX30513	Plant - Economic Services	-	-	32,000	32,000
LX30514	Plant - Other Property and Services	371,002	371,002	302,000	302,000
Total Capital Expense	3,507,077	2,999,533	552,721	2,902,500	3,455,221
Total Plant - Capital	2,541,468	2,335,663	269,021	1,961,800	2,230,821

Plant Operations

	2023-2024	2023-2024	2024-2025	2024-2025	2024-2025
	Rev Budget	Forecast	C / Fwd	New	Budget
	\$	\$	\$	\$	\$
Programs and Services					
LS25501 Licences	44,080	44,318	-	45,000	45,000
LS25502 Tyres	74,900	80,826	-	94,900	94,900
LS25503 Fuel and Oil	452,100	449,159	-	632,100	632,100
LS25504 Parts and External Repairs	307,200	332,855	-	353,500	353,500
LS25505 Maintenance and Internal Repairs	829,200	766,102	-	1,221,900	1,221,900
LS25506 Plant Insurance	136,000	124,948	-	129,900	129,900
Internal Accounting Expense					
LS29112 Depreciation - Plant and Machinery	626,400	626,400	-	626,400	626,400
LS29997 Less Plant Operation Costs Allocated	(2,836,100)	(739,894)	-	(3,103,700)	(3,103,700)
LS29960 Housing Allocation	-	-	-	-	-
LS29970 Vehicle Allocation	-	-	-	-	-
LS29980 Administration Allocation	-	-	-	-	-
LS29998 Less Administration Allocated	-	-	-	-	-
Total Operating Expense	(366,220)	1,684,714	-	-	-
Total Plant Operations	(366,220)	1,684,714	-	-	-

Roads and Civil Projects

Roads and Civil Projects - Overheads

	2023-2024	2023-2024	2024-2025	2024-2025	2024-2025
	Rev Budget	Forecast	C / Fwd	New	Budget
	\$	\$	\$	\$	\$
Operating Funding					
RX12006 Main Roads WA Direct Grant	(290,700)	(310,574)	-	(310,600)	(310,600)
RX12007 Road Flood Damage Funding	(2,726,152)	-	(3,642,579)	-	(3,642,579)
Fees and Charges					
RX14039 Standpipes Revenue	(100,000)	(160,063)	-	(102,200)	(102,200)
RX14999 Other Fees and Charges	-	-	-	-	-
Other Revenue					
RX18001 General Reimbursements	-	(105,000)	-	-	-
Total Operating Revenue	(3,116,852)	(575,637)	(3,642,579)	(412,800)	(4,055,379)
Employment					
RX21001 Payroll	829,467	637,873	-	949,700	949,700
RX21002 Fringe Benefits Taxation	6,500	6,447	-	6,600	6,600
RX21003 Compensation Insurance	27,978	29,326	-	29,500	29,500
RX21004 Recruitment	41,500	16,051	-	30,200	30,200
RX21005 Training and Development	10,000	276	-	22,300	22,300
RX21006 Uniforms and Protective Items	2,000	4,369	-	9,100	9,100
RX21007 First Aid and Safety	200	-	-	2,600	2,600
RX21008 Agency Staff	-	-	-	-	-
RX21098 Leave Allocation	-	46,341	-	-	-
RX21099 Other Employment Expense	2,000	45	-	13,800	13,800

Roads and Civil Projects - Overheads Continued

		2023-2024	2023-2024	2024-2025	2024-2025	2024-2025
		Rev Budget	Forecast	C / Fwd	New	Budget
		\$	\$	\$	\$	\$
Office Expense						
RX22001	Telecommunications	1,300	1,795	-	1,800	1,800
RX22002	Minor Equipment Repairs	-	-	-	-	-
RX22003	Insurance	16,043	16,043	-	16,900	16,900
RX22004	Printing and Stationery	-	158	-	-	-
RX22005	Postage and Freight	-	-	-	-	-
RX22006	Advertising	-	-	-	-	-
RX22007	Minor Assets < \$5,000	-	-	-	-	-
RX22008	Subscriptions and Publications	-	-	-	-	-
RX22009	Meetings and Travel	4,400	-	-	500	500
RX22010	Staff Amenities	-	-	-	-	-
RX22099	Other Office Expense	400	-	-	200	200
Professional Services						
RX23001	Legal	-	-	-	-	-
RX23501	Consultancies	51,200	23,410	27,400	100,000	127,400
Programs and Services						
RX24005	Unallocated Time	26,200	13,012	-	31,700	31,700
RX24046	Consumables	-	-	-	-	-
RX24072	Standpipes	85,630	105,387	-	100,100	100,100
RX24113	Road Signs	1,000	-	-	1,000	1,000
Internal Accounting Expense						
RX29940	Depot Allocation	111,500	81,209	-	125,800	125,800
RX29960	Housing Allocation	116,800	103,646	-	138,200	138,200
RX29970	Vehicle Allocation	28,200	44,543	-	28,200	28,200
RX29980	Administration Allocation	722,500	590,563	-	678,100	678,100
RX29998	Less Administration Allocated	-	-	-	-	-
RX29999	Less Overheads Allocated	(1,552,600)	(977,056)	-	(2,007,600)	(2,007,600)
Total Operating Expense		532,218	743,439	27,400	278,700	306,100
Total Roads and Civil Projects - Overheads		(2,584,634)	167,802	(3,615,179)	(134,100)	(3,749,279)

Roads and Civil Projects

	2023-2024	2023-2024	2024-2025	2024-2025	2024-2025
	Rev Budget	Forecast	C / Fwd	New	Budget
	\$	\$	\$	\$	\$
Infrastructure Operation and Maintenance					
RC26001 Urban Roads	-	-	-	-	-
RC26002 Regional Roads	3,651,265	2,068,207	222,967	3,385,900	3,608,867
RC26003 Local Roads	1,262,735	1,142,585	165,165	1,377,300	1,542,465
RC26004 Other Road Infrastructure	-	-	-	25,600	25,600
RC26005 Flood Damage Repairs - Declared Even	2,825,248	297,625	3,642,579	-	3,642,579
Total Operating Expense	7,739,248	3,508,416	4,030,711	4,788,800	8,819,511
Total Roads and Civil Projects	7,739,248	3,508,416	4,030,711	4,788,800	8,819,511

Roads and Civil Projects

Roads and Civil Projects - Overheads

	2023-2024	2023-2024	2024-2025	2024-2025	2024-2025
	Rev Budget	Forecast	C / Fwd	New	Budget
	\$	\$	\$	\$	\$
Other Revenue					
RC18001 Reimbursement	(100,000)	-	-	-	-
Capital Funding					
RX13001 Regional Road Group Funding	(1,034,900)	(800,000)	-	(1,500,000)	(1,500,000)
RX13002 Roads to Recovery Funding	(736,300)	(500,389)	(236,000)	(957,200)	(1,193,200)
RX13003 Blackspot Funding	-	-	-	-	-
RX13005 Capital Funding - Recreation - Major F	(320,162)	(115,215)	-	-	-
RX13009 Capital Funding - Economic Major - P	(52,726)	(10,192)	(57,656)	-	(57,656)
RX13010 Capital Funding - Transport - Major Pr	(745,976)	(445,976)	-	(773,200)	(773,200)
Total Operating Revenue	(2,990,064)	(1,871,772)	(293,656)	(3,230,400)	(3,524,056)
Capital Expense					
RX31101 Roads - Renewal	3,175,600	2,968,137	148,000	3,839,000	3,987,000
RX31102 Roads - Upgrade	-	-	-	-	-
RX31103 Roads - New	600,000	40,184	186,000	-	186,000
RX31201 Pathways - Renewal	-	-	-	-	-
RX31202 Pathways - Upgrade	-	-	-	-	-
RX31203 Pathways - New	-	-	-	-	-
RX31301 Drainage - Renewal	470,000	473,249	-	-	-
RX31302 Drainage - Upgrade	-	-	-	-	-
RX31303 Drainage - New	-	-	-	-	-
RX31401 Parks and Recreation - Renewal	40,000	37,412	-	-	-
RX31402 Parks and Recreation - Upgrade	-	6,842	-	-	-
RX31403 Parks and Recreation - New	1,140,000	1,172,196	-	-	-
RX31501 Town Infrastructure - Renewal	-	-	-	-	-
RX31502 Town Infrastructure - Upgrade	-	-	-	-	-
RX31503 Town Infrastructure - New	-	-	-	-	-
RX31801 Coastal Infrastructure - Renewal	-	-	-	-	-
RX31802 Coastal Infrastructure - Upgrade	-	-	-	-	-
RX31803 Coastal Infrastructure - New	150,000	115,215	-	-	-
Total Capital Expense	5,575,600	4,813,236	334,000	3,839,000	4,173,000
Total Roads and Civil Projects - Overheads	2,585,536	2,941,464	40,344	608,600	648,944

Town Maintenance

Town Maintenance - Overheads

		2023-2024	2023-2024	2024-2025	2024-2025	2024-2025
		Rev Budget	Forecast	C / Fwd	New	Budget
		\$	\$	\$	\$	\$
Other Revenue						
TX18001	General Reimbursements	-	(11,871)	-	-	-
Total Operating Revenue		-	(11,871)	-	-	-
Employment						
TX21001	Payroll	940,041	889,762	-	595,400	595,400
TX21002	Fringe Benefits Taxation	13,000	11,373	-	11,400	11,400
TX21003	Compensation Insurance	47,871	50,177	-	50,200	50,200
TX21004	Recruitment	16,000	17,033	-	60,500	60,500
TX21005	Training and Development	22,500	17,196	-	43,000	43,000
TX21006	Uniforms and Protective Items	12,000	13,973	-	18,200	18,200
TX21007	First Aid and Safety	3,000	3,519	-	5,200	5,200
TX21008	Agency Staff	-	-	-	100,000	100,000
TX21098	Leave Allocation	-	197,824	-	-	-
TX21099	Other Employment Expense	-	2,369	-	25,600	25,600
Office Expense						
TX22001	Telecommunications	-	-	-	-	-
TX22002	Minor Equipment Repairs	-	-	-	-	-
TX22003	Insurance	24,899	24,899	-	25,400	25,400
TX22004	Printing and Stationery	-	129	-	-	-
TX22005	Postage and Freight	-	82	-	100	100
TX22006	Advertising	-	-	-	-	-
TX22007	Minor Assets < \$5,000	5,200	4,453	-	5,200	5,200
TX22008	Subscriptions and Publications	-	-	-	-	-
TX22009	Meetings and Travel	7,200	6,149	-	5,000	5,000
TX22010	Staff Amenities	2,600	1,141	-	1,500	1,500
TX22099	Other Office Expense	300	-	-	300	300
Professional Services						
TX23001	Legal	-	-	-	-	-
TX23501	Consultancies	-	-	-	-	-
Programs and Services						
TX24005	Unallocated Time	115,100	247,398	-	190,800	190,800
TX24046	Consumables	-	-	-	-	-

Roads and Civil Projects

	2023-2024	2023-2024	2024-2025	2024-2025	2024-2025
	Rev Budget	Forecast	C / Fwd	New	Budget
	\$	\$	\$	\$	\$
Internal Accounting Expense					
TX29940 Depot Allocation	111,500	81,209	-	125,800	125,800
TX29960 Housing Allocation	306,200	247,260	-	291,300	291,300
TX29970 Vehicle Allocation	10,000	7,413	-	10,000	10,000
TX29980 Administration Allocation	1,240,400	1,013,961	-	1,223,200	1,223,200
TX29998 Less Administration Allocated	-	-	-	-	-
TX29999 Less Overheads Allocated	(2,558,000)	(1,777,823)	-	(3,056,700)	(3,056,700)
Total Operating Expense	319,811	1,059,496	-	(268,600)	(268,600)
Total Town Maintenance - Overheads	319,811	1,047,625	-	(268,600)	(268,600)

Town Maintenance

Town Maintenance - Overheads

	2023-2024	2023-2024	2024-2025	2024-2025	2024-2025
	Rev Budget	Forecast	C / Fwd	New	Budget
	\$	\$	\$	\$	\$
Capital Funding					
TX13010 Capital Funding - Transport - Town M:	-	-	-	-	-
Total Operating Revenue	-	-	-	-	-
Capital Expense					
TX31301 Drainage Equipment - Renewal	500,000	-	500,000	-	500,000
TX31302 Drainage Equipment - Upgrade	75,000	-	-	-	-
TX31303 Drainage Equipment - New	-	-	-	-	-
TX31203 Pathways - New	-	-	-	-	-
TX31101 Roads - Renewal	785,000	740,339	-	-	-
TX31501 Town Infrastructure - Renewal	100,000	66,307	-	-	-
TX30381 Depots - Renewal	-	-	-	-	-
TX30382 Depots - Upgrade	-	-	-	-	-
TX30212 Operational Equipment - New	-	-	-	-	-
TX31401 Parks and Recreation - Renewal	165,000	57,874	42,150	180,000	222,150
TX31402 Parks and Recreation - Upgrade	-	-	-	-	-
TX31403 Parks and Recreation - New	-	-	-	-	-
Total Capital Expense	1,625,000	864,519	542,150	180,000	722,150
Total Town Maintenance - Overheads	1,625,000	864,519	542,150	180,000	722,150

Town Maintenance - Onslow

	2023-2024	2023-2024	2024-2025	2024-2025	2024-2025
	Rev Budget	Forecast	C / Fwd	New	Budget
	\$	\$	\$	\$	\$
Asset Operations and Maintenance					
TO25101 Vacant Land	16,500	8,972	-	17,000	17,000
TO25303 Administration Centres	9,200	3,932	-	10,800	10,800
TO25401 Animal Facilities	-	781	-	600	600
TO25301 Housing - Shire Owned	-	104	-	-	-
Infrastructure Operation and Maintenance					
TO26010 Town Streets	493,050	328,613	-	478,300	478,300
TO26101 Pathways	55,600	13,527	-	22,400	22,400
TO26201 Drainage	31,800	3,935	-	28,000	28,000
TO26301 Ovals	82,900	34,748	-	162,900	162,900
TO26302 Parks and Open Space	461,900	277,574	-	534,800	534,800
TO26303 Environment	186,900	52,135	-	186,600	186,600
TO26304 Aquatic Facilities	41,400	43,364	-	49,400	49,400
TO26305 Sports Facilities	19,800	14,797	-	23,600	23,600
TO26401 Cemeteries	56,100	47,008	-	89,400	89,400
Total Operating Expense	1,455,150	829,490	-	1,603,800	1,603,800
Total Town Maintenance - Onslow	1,455,150	829,490	-	1,603,800	1,603,800

Town Maintenance - Paraburdoo

	2023-2024	2023-2024	2024-2025	2024-2025	2024-2025	
	Rev Budget	Forecast	C / Fwd	New	Budget	
	\$	\$	\$	\$	\$	
Asset Operations and Maintenance						
TP25101	Vacant Land	1,900	154	-	1,500	1,500
TP25301	Housing - Shire Owned	9,300	1,257	-	10,100	10,100
TP25303	Administration Centres	14,600	5,484	-	16,500	16,500
TP25306	Community Centres	32,600	26,091	-	74,600	74,600
TP25401	Animal Facilities	-	-	-	-	-
Infrastructure Operation and Maintenance						
TP26010	Town Streets	319,900	113,746	-	327,200	327,200
TP26101	Pathways	9,000	2,727	-	8,500	8,500
TP26201	Drainage	66,700	1,071	-	49,500	49,500
TP26301	Ovals	316,200	209,878	-	397,200	397,200
TP26302	Parks and Open Space	117,700	50,444	-	127,900	127,900
TP26303	Environment	89,800	53,428	-	98,200	98,200
TP26304	Aquatic Facilities	12,100	2,336	-	12,200	12,200
TP26305	Sports Facilities	60,000	24,548	-	33,700	33,700
TP26402	Shopping Areas	290,600	247,931	-	344,100	344,100
TP26403	Information Bays	47,900	52,698	-	53,300	53,300
Total Operating Expense		1,388,300	791,792	-	1,554,500	1,554,500
Total Town Maintenance - Paraburdoo		1,388,300	791,792	-	1,554,500	1,554,500

Town Maintenance - Tom Price

	2023-2024	2023-2024	2024-2025	2024-2025	2024-2025	
	Rev Budget	Forecast	C / Fwd	New	Budget	
	\$	\$	\$	\$	\$	
Asset Operations and Maintenance						
TT25101	Vacant Land	12,700	-	-	11,900	11,900
TT25301	Housing - Shire Owned	26,800	13,555	-	30,000	30,000
TT25303	Administration Centres	25,700	17,983	-	26,400	26,400
TT25306	Community Centres	-	-	-	-	-
TT25401	Animal Facilities	20,300	7,961	-	21,700	21,700
TT25404	Community Halls	99,100	47,112	-	107,600	107,600
Infrastructure Operation and Maintenance						
TT26010	Town Streets	625,200	287,787	-	677,700	677,700
TT26101	Pathways	120,000	16,344	-	54,300	54,300
TT26201	Drainage	107,000	81,544	-	114,000	114,000
TT26301	Ovals	618,540	451,838	-	628,500	628,500
TT26302	Parks and Open Space	411,700	321,359	-	604,000	604,000
TT26303	Environment	302,900	65,827	-	230,100	230,100
TT26304	Aquatic Facilities	-	-	-	-	-
TT26305	Sports Facilities	17,500	1,380	-	17,300	17,300
TT26401	Cemeteries	42,300	29,810	-	40,700	40,700
TT26402	Shopping Areas	274,400	239,300	-	329,700	329,700
TT26403	Information Bays	6,600	4,372	-	7,300	7,300
Total Operating Expense		2,710,740	1,586,171	-	2,901,200	2,901,200
Total Town Maintenance - Tom Price		2,710,740	1,586,171	-	2,901,200	2,901,200

Depots

	2023-2024	2023-2024	2024-2025	2024-2025	2024-2025
	Rev Budget	Forecast	C / Fwd	New	Budget
	\$	\$	\$	\$	\$
Asset Operation and Maintenance					
DX25308 Depots - Facility	-	-	-	-	-
DX25309 Depots - Grounds	172,850	137,259	-	153,900	153,900
Internal Accounting Expense					
DX29960 Housing Allocation	-	-	-	-	-
DX29970 Vehicle Allocation	-	-	-	-	-
DX29980 Administration Allocation	-	-	-	-	-
DX29998 Less Administration Allocated	-	-	-	-	-
DX29994 Less Depots Allocated	(173,600)	(290,032)	-	(153,900)	(153,900)
Total Operating Expense	(750)	(152,773)	-	-	-
Capital Expense					
DX31501 Town Infrastructure - Renewal	20,000	14,912	-	-	-
Total Capital Expense	20,000	14,912	-	-	-
Total Depots	19,250	(137,861)	-	-	-

Waste Services

Waste Services - Overheads

	2023-2024	2023-2024	2024-2025	2024-2025	2024-2025
	Rev Budget	Forecast	C / Fwd	New	Budget
	\$	\$	\$	\$	\$
Other Revenue					
WX18001 General Reimbursements	-	-	-	-	-
Total Operating Revenue	-	-	-	-	-
Employment					
WX21001 Payroll	640,203	543,632	-	716,000	716,000
WX21002 Fringe Benefits Taxation	3,500	15,946	-	16,000	16,000
WX21003 Compensation Insurance	26,087	27,344	-	27,400	27,400
WX21004 Recruitment	35,690	25,584	-	24,100	24,100
WX21005 Training and Development	5,875	-	-	24,100	24,100
WX21006 Uniforms and Protective Items	7,600	12,652	-	10,000	10,000
WX21007 First Aid and Safety	8,500	641	-	5,000	5,000
WX21008 Agency Staff	-	-	-	-	-
WX21098 Leave Allocation	-	67,270	-	-	-
WX21099 Other Employment Expense	-	-	-	9,400	9,400
Office Expense					
WX22001 Telecommunications	-	-	-	-	-
WX22002 Minor Equipment Repairs	-	-	-	-	-
WX22003 Insurance	13,569	13,569	-	14,100	14,100
WX22004 Printing and Stationery	1,700	237	-	500	500
WX22005 Postage and Freight	-	-	-	-	-
WX22006 Advertising	-	-	-	-	-
WX22007 Minor Assets < \$5,000	4,300	-	-	5,000	5,000
WX22008 Subscriptions and Publications	900	-	-	500	500
WX22009 Meetings and Travel	9,900	1,055	-	1,600	1,600
WX22010 Staff Amenities	-	-	-	400	400
WX22099 Other Office Expense	900	521	-	500	500
Professional Services					
WX23001 Legal	4,300	-	-	5,000	5,000
WX23501 Consultancies	110,245	-	-	50,000	50,000
Programs and Services					
WX24005 Unallocated Time	15,600	3,906	-	17,300	17,300
WX24046 Consumables	400	-	-	-	-
WX24064 Licences and Permits	-	-	-	-	-

Waste Services - Overheads Continued

	2023-2024	2023-2024	2024-2025	2024-2025	2024-2025
	Rev Budget	Forecast	C / Fwd	New	Budget
	\$	\$	\$	\$	\$
Internal Accounting Expense					
WX29960 Housing Allocation	85,900	132,749	-	100,900	100,900
WX29970 Vehicle Allocation	15,000	14,035	-	15,000	15,000
WX29980 Administration Allocation	673,200	550,322	-	701,700	701,700
WX29998 Less Administration Allocated	-	-	-	-	-
WX29940 Depot Allocation	19,900	14,502	-	22,500	22,500
WX29999 Less Overheads Allocated	(907,100)	(564,305)	-	(1,487,700)	(1,487,700)
Total Operating Expense	776,169	859,660	-	279,300	279,300
Capital Expense					
WX31601 General Waste - Renewal	-	-	-	-	-
WX31602 General Waste - Upgrade	-	-	-	-	-
WX31603 General Waste - New	-	-	-	-	-
Total Capital Expense	-	-	-	-	-
Total Waste Services - Overheads	776,169	859,660	-	279,300	279,300

Waste Services - Onslow

	2023-2024	2023-2024	2024-2025	2024-2025	2024-2025
	Rev Budget	Forecast	C / Fwd	New	Budget
	\$	\$	\$	\$	\$
Fees and Charges					
WO14041 Waste Collection Fees	(359,461)	(359,029)	-	(386,100)	(386,100)
WO14042 Waste Facility Revenue	(308,000)	(234,544)	-	(242,900)	(242,900)
Total Operating Revenue	(667,461)	(593,574)	-	(629,000)	(629,000)
Programs and Services					
WO24076 Waste Collection	453,500	208,206	-	303,800	303,800
WO26501 Waste Facilities	852,900	933,669	-	540,700	540,700
Total Operating Expense	1,306,400	1,141,875	-	844,500	844,500
Total Waste Services - Onslow	638,939	548,301	-	215,500	215,500

Waste Services - Paraburdoo

	2023-2024	2023-2024	2024-2025	2024-2025	2024-2025
	Rev Budget	Forecast	C / Fwd	New	Budget
	\$	\$	\$	\$	\$
Fees and Charges					
WP14041 Waste Collection Fees	(462,310)	(470,480)	-	(494,100)	(494,100)
WP14042 Waste Facility Revenue	(390,000)	(647,334)	-	(535,500)	(535,500)
Total Operating Revenue	(852,310)	(1,117,813)	-	(1,029,600)	(1,029,600)
Programs and Services					
WP24076 Waste Collection	275,200	175,578	-	431,100	431,100
WP26501 Waste Facilities	700,200	371,978	-	761,800	761,800
Total Operating Expense	975,400	547,556	-	1,192,900	1,192,900
Total Waste Services - Paraburdoo	123,090	(570,257)	-	163,300	163,300

Waste Services - Tom Price

	2023-2024	2023-2024	2024-2025	2024-2025	2024-2025
	Rev Budget	Forecast	C / Fwd	New	Budget
	\$	\$	\$	\$	\$
Fees and Charges					
WT14041 Waste Collection Fees	(998,008)	(974,612)	-	(1,029,700)	(1,029,700)
WT14042 Waste Facility Revenue	(1,000,000)	(966,850)	-	(870,100)	(870,100)
Total Operating Revenue	(1,998,008)	(1,941,462)	-	(1,899,800)	(1,899,800)
Programs and Services					
WT24076 Waste Collection	833,829	343,886	-	661,400	661,400
WT26501 Waste Facilities	1,263,000	637,844	-	1,125,600	1,125,600
Total Operating Expense	2,096,829	981,730	-	1,787,000	1,787,000
Total Waste Services - Tom Price	98,821	(959,732)	-	(112,800)	(112,800)

Waste Services - Tom Price

	2023-2024	2023-2024	2024-2025	2024-2025	2024-2025
	Rev Budget	Forecast	C / Fwd	New	Budget
	\$	\$	\$	\$	\$
Capital Funding	-	-	-	-	-
Total Operating Revenue	-	-	-	-	-
Capital Expense					
WT31603 General Waste - New	40,000	34,467	-	105,000	105,000
Total Capital Expense	40,000	34,467	-	105,000	-
Total Waste Services - Tom Price	40,000	34,467	-	105,000	52,500

Regional Waste Facility

		2023-2024	2023-2024	2024-2025	2024-2025	2024-2025
		Rev Budget	Forecast	C / Fwd	New	Budget
		\$	\$	\$	\$	\$
Other Revenue						
RW18001	General Reimbursements	-	-	-	-	-
RW18011	Regional Waste Facility - Revenue	(2,263,000)	(1,515,379)	-	(3,100,000)	(3,100,000)
RW18021	Regional Waste Facility - Revenue (GS)	-	(7,780)	-	-	-
Total Operating Revenue		(2,263,000)	(1,523,159)	-	(3,100,000)	(3,100,000)
Employment						
RW21001	Payroll	77,400	78,177	-	706,200	706,200
RW21002	Fringe Benefits Taxation	-	-	-	-	-
RW21003	Compensation Insurance	-	-	-	-	-
RW21004	Recruitment	24,900	566	-	27,500	27,500
RW21005	Training and Development	-	-	-	40,000	40,000
RW21006	Uniforms and Protective Items	-	-	-	4,900	4,900
RW21007	First Aid and Safety	-	-	-	1,400	1,400
RW21008	Agency Staff	60,000	51,759	7,057	100,000	107,057
RW21098	Leave Allocation	-	7,840	-	-	-
RW21099	Other Employment Expense	-	-	-	5,700	5,700
Office Expense						
RW22001	Telecommunications	-	-	-	-	-
RW22002	Minor Equipment Repairs	-	-	-	10,000	10,000
RW22003	Insurance	-	-	-	-	-
RW22004	Printing and Stationery	-	-	-	2,000	2,000
RW22005	Postage and Freight	-	-	-	-	-
RW22006	Advertising	-	-	-	-	-
RW22007	Minor Assets < \$5,000	99,000	-	-	50,000	50,000
RW22008	Subscriptions and Publications	-	-	-	-	-
RW22009	Meetings and Travel	-	-	-	10,000	10,000
RW22010	Staff Amenities	-	-	-	4,000	4,000
RW22099	Other Office Expense	-	-	-	-	-

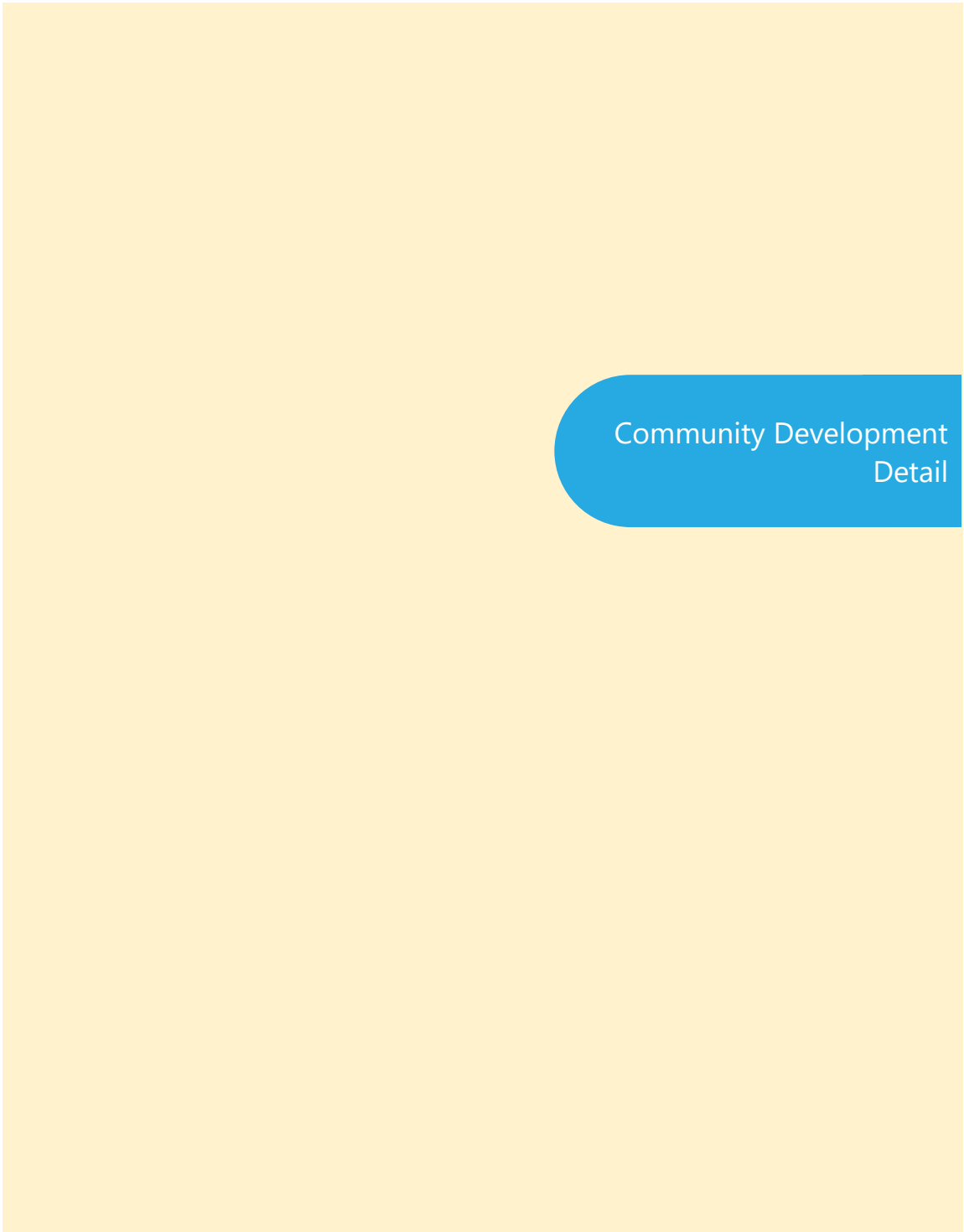
Regional Waste Facility Continued

	2023-2024	2023-2024	2024-2025	2024-2025	2024-2025
	Rev Budget	Forecast	C / Fwd	New	Budget
	\$	\$	\$	\$	\$
Professional Services					
RW23001 Legal	50,000	39,280	11,590	50,000	61,590
RW23501 Consultancies	-	-	-	470,000	470,000
Program and Services					
RW24071 Website and Online Presence	-	-	-	30,000	30,000
Infrastructure Operation and Maintenance					
RW26701 Regional Waste Facility - Operation	2,361,600	2,796,958	-	1,500,000	1,500,000
Internal Accounting Expense					
RW29980 Administration Allocation	-	-	-	314,400	314,400
Total Operating Expense	2,672,900	2,974,579	18,647	3,326,100	3,344,747
Capital Expense					
RW30510 Plant - Community Amenities	690,000	-	670,000	-	670,000
RW32212 Regional Waste Facility - Upgrade	-	-	-	-	-
RW32213 Regional Waste Facility - New	5,498,941	2,775,757	2,659,158	-	2,659,158
Total Capital Expense	6,188,941	2,775,757	3,329,158	-	3,329,158
Total Regional Waste Facility	6,598,841	4,227,177	3,347,805	226,100	3,573,905

Private Works

Private Works

	2023-2024	2023-2024	2024-2025	2024-2025	2024-2025
	Rev Budget	Forecast	C / Fwd	New	Budget
	\$	\$	\$	\$	\$
Fees and Charges					
PW14100 Private Works Revenue	-	(727)	-	-	-
PW14099 Private Works Revenue - Main Roads	(500,000)	-	-	-	-
Total Operating Revenue	(500,000)	(727)	-	-	-
Programs and Services					
PW24100 Private Works	-	9,732	-	-	-
PW24099 Private Works - Main Roads	497,000	-	-	-	-
Total Operating Expense	497,000	9,732	-	-	-
Total Private Works	(3,000)	9,005	-	-	-



Community Development

Community Development

	2023-2024	2023-2024	2024-2025	2024-2025	2024-2025
	Rev Budget	Forecast	C / Fwd	New	Budget
	\$	\$	\$	\$	\$
Operating Revenue					
CD12010 CLIP Funding - Rio Tinto	(385,300)	(224,090)	-	-	-
Other Revenue					
PJ18001 General Reimbursements	200,000	(209,926)	-	-	-
Total Operating Revenue	(185,300)	(434,016)	-	-	-
Employment					
CD21001 Payroll	325,573	343,278	-	591,100	591,100
CD21002 Fringe Benefits Taxation	12,600	13,374	-	13,400	13,400
CD21003 Compensation Insurance	7,979	8,364	-	8,400	8,400
CD21004 Recruitment	6,640	415	-	4,700	4,700
CD21005 Training and Development	7,200	3,424	-	12,600	12,600
CD21006 Uniforms and Protective Items	400	976	-	2,100	2,100
CD21007 First Aid and Safety	500	-	-	600	600
CD21008 Agency Staff	15,000	-	-	-	-
CD21098 Leave Allocation	-	27,895	-	-	-
CD21099 Other Employment Expense	-	483	-	300	300
Office Expense					
CD22001 Telecommunications	-	-	-	-	-
CD22002 Minor Equipment Repairs	-	-	-	-	-
CD22003 Insurance	26,831	26,831	-	27,800	27,800
CD22004 Printing and Stationery	1,000	353	-	200	200
CD22005 Postage and Freight	-	-	-	-	-
CD22006 Advertising	-	-	-	-	-
CD22007 Minor Assets < \$5,000	2,500	2,511	-	2,500	2,500
CD22008 Subscriptions and Publications	-	-	-	-	-
CD22009 Meetings and Travel	10,400	7,822	-	6,700	6,700
CD22010 Staff Amenities	1,000	705	-	1,000	1,000
CD22099 Other Office Expense	-	-	-	-	-

Community Development Continued

	2023-2024	2023-2024	2024-2025	2024-2025	2024-2025
	Rev Budget	Forecast	C / Fwd	New	Budget
	\$	\$	\$	\$	\$
Professional Services					
CD23001 Legal	95,000	53,940	-	75,000	75,000
CD23501 Consultancies	1,190,767	585,756	52,501	750,000	802,501
PP23501 Consultancy	-	35,147	20,000	-	20,000
Programs and Services					
PJ24075 Community Support - Recreation	1,000	-	-	1,000	1,000
Internal Accounting Expense					
CD29960 Housing Allocation	-	-	-	-	-
CD29970 Vehicle Allocation	15,000	14,234	-	15,000	15,000
CD29980 Administration Allocation	201,700	164,912	-	287,300	287,300
CD29998 Less Administration Allocated	-	-	-	-	-
Total Operating Expense	1,921,090	1,290,418	72,501	1,799,700	1,872,201
Total Community Development	1,735,790	856,403	72,501	1,799,700	1,872,201

Projects

	2023-2024	2023-2024	2024-2025	2024-2025	2024-2025
	Rev Budget	Forecast	C / Fwd	New	Budget
	\$	\$	\$	\$	\$
Capital Funding					
PJ13005 Capital Funding - Recreation - Major P	(8,589,637)	(251,124)	(6,794,056)	(7,500,000)	(14,294,056)
PJ13010 Capital Funding - Transport - Projects	-	-	-	(1,546,300)	(1,546,300)
Total Operating Revenue	(8,589,637)	(251,124)	(6,794,056)	(9,046,300)	(15,840,356)
Capital Expense					
PJ30372 Accommodation Facilities - Upgrade	29,055	29,055	-	3,000,000	3,000,000
PJ31502 Town Infrastructure - Upgrade	1,500,000	117,905	1,382,095	-	1,382,095
PJ31302 Drainage - Upgrade	500,000	296,308	203,692	-	203,692
PJ31201 Pathways - Renewal	1,000,000	23,516	976,484	-	976,484
PJ31803 Coastal - New	1,000,000	231,777	786,547	-	786,547
PJ30403 Sports Facilities - New	-	-	-	10,000,000	10,000,000
PJ31402 Parks and Recreation - Upgrade	2,000,000	1,744,133	-	-	-
PJ31403 Parks and Recreation - New	9,233,850	67,692	7,286,023	-	7,286,023
PJ31503 Town Infrastructure - New	1,637,900	77,610	1,563,470	12,700,000	14,263,470
PJ30443 Community Halls - New	11,315	121,432	1,689,883	710,117	2,400,000
Total Capital Expense	17,039,120	2,718,592	13,888,194	26,410,117	40,298,311
Total Projects	8,449,483	2,467,468	7,094,139	17,363,817	24,457,956

Ocean View Caravan Park

		2023-2024	2023-2024	2024-2025	2024-2025	2024-2025
		Rev Budget	Forecast	C / Fwd	New	Budget
		\$	\$	\$	\$	\$
Fees and Charges						
OV14050	Ocean View Caravan Park Revenue	(745,200)	(973,517)	-	(964,800)	(964,800)
Total Operating Revenue		(745,200)	(973,517)	-	(964,800)	(964,800)
Employment						
OV21001	Payroll	407,270	375,789	-	299,100	299,100
OV21002	Fringe Benefits Taxation	400	-	-	400	400
OV21003	Compensation Insurance	6,022	6,312	-	6,300	6,300
OV21004	Recruitment	13,446	1,553	-	5,900	5,900
OV21005	Training and Development	2,100	-	-	10,000	10,000
OV21006	Uniforms and Protective Items	1,500	671	-	1,500	1,500
OV21007	First Aid and Safety	1,000	-	-	600	600
OV21008	Agency Staff	-	-	-	-	-
OV21098	Leave Allocation	-	48,299	-	-	-
OV21099	Other Employment Expense	-	-	-	300	300
Office Expense						
OV22001	Telecommunications	-	-	-	-	-
OV22002	Minor Equipment Repairs	-	-	-	-	-
OV22003	Insurance	3,132	3,132	-	3,200	3,200
OV22004	Printing and Stationery	-	45	-	-	-
OV22005	Postage and Freight	-	1,498	-	-	-
OV22006	Advertising	5,200	-	-	1,000	1,000
OV22007	Minor Assets < \$5,000	10,400	11,026	-	15,900	15,900
OV22008	Subscriptions and Publications	5,200	7,981	-	6,400	6,400
OV22009	Meetings and Travel	-	-	-	-	-
OV22010	Staff Amenities	1,000	-	-	300	300
OV22099	Other Office Expense	-	-	-	-	-
Professional Services						
OV23001	Legal	-	-	-	-	-
OV23501	Consultancies	-	-	-	-	-
Programs and Services						
OV24004	Minor Maintenance	12,500	8,551	-	10,000	10,000
OV24089	Refunds	400	17,904	-	-	-

Ocean View Caravan Park Continued

	2023-2024	2023-2024	2024-2025	2024-2025	2024-2025
	Rev Budget	Forecast	C / Fwd	New	Budget
	\$	\$	\$	\$	\$
Internal Accounting Expense					
OV29960 Housing Allocation	-	-	-	-	-
OV29970 Vehicle Allocation	3,500	1,965	-	3,500	3,500
OV29980 Administration Allocation	150,800	123,251	-	156,000	156,000
OV29998 Less Administration Allocated	-	-	-	-	-
Total Operating Expense	623,870	607,978	-	520,400	520,400
Total Ocean View Caravan Park	(121,330)	(365,539)	-	(444,400)	(444,400)

Sun Chalets

	2023-2024	2023-2024	2024-2025	2024-2025	2024-2025
	Rev Budget	Forecast	C / Fwd	New	Budget
	\$	\$	\$	\$	\$
Fees and Charges					
SN14051 Sun Chalets Revenue	(310,600)	(750,681)	-	(473,100)	(473,100)
Other Revenue					
SN18001 General Reimbursements	-	-	-	-	-
Total Operating Revenue	(310,600)	(750,681)	-	(473,100)	(473,100)
Employment					
SN21001 Payroll	209,299	239,570	-	206,000	206,000
SN21002 Fringe Benefits Taxation	400	-	-	400	400
SN21003 Compensation Insurance	3,540	3,711	-	3,700	3,700
SN21004 Recruitment	12,450	-	-	2,400	2,400
SN21005 Training and Development	1,800	-	-	3,000	3,000
SN21006 Uniforms and Protective Items	1,800	258	-	1,000	1,000
SN21007 First Aid and Safety	1,300	-	-	400	400
SN21008 Agency Staff	-	-	-	-	-
SN21098 Leave Allocation	-	13,924	-	-	-
SN21099 Other Employment Expense	-	-	-	200	200
Office Expense					
SN22001 Telecommunications	-	-	-	-	-
SN22002 Minor Equipment Repairs	-	-	-	-	-
SN22003 Insurance	1,841	1,841	-	1,900	1,900
SN22004 Printing and Stationery	-	91	-	100	100
SN22005 Postage and Freight	-	-	-	-	-
SN22006 Advertising	4,300	-	-	1,000	1,000
SN22007 Minor Assets < \$5,000	9,300	6,395	-	6,400	6,400
SN22008 Subscriptions and Publications	2,600	2,477	-	2,500	2,500
SN22009 Meetings and Travel	-	-	-	-	-
SN22010 Staff Amenities	-	-	-	-	-
SN22099 Other Office Expense	-	-	-	-	-
Programs and Services					
SN24004 Minor Maintenance	15,600	-	-	5,000	5,000
SN24089 Refunds	3,000	26,633	-	-	-

Sun Chalets Continued

	2023-2024	2023-2024	2024-2025	2024-2025	2024-2025
	Rev Budget	Forecast	C / Fwd	New	Budget
	\$	\$	\$	\$	\$
Internal Accounting Expense					
SN29960 Housing Allocation	-	-	-	-	-
SN29970 Vehicle Allocation	-	1,502	-	-	-
SN29980 Administration Allocation	86,200	70,428	-	111,200	111,200
SN29998 Less Administration Allocated	-	-	-	-	-
Total Operating Expense	353,430	366,830	-	345,200	345,200
Total Sun Chalets	42,830	(383,852)	-	(127,900)	(127,900)

Facilities

Facilities - Overheads

	2023-2024	2023-2024	2024-2025	2024-2025	2024-2025
	Rev Budget	Forecast	C / Fwd	New	Budget
	\$	\$	\$	\$	\$
Fees and Charges					
FX14043 Line Marking Sales	(3,000)	-	-	-	-
Other Revenue					
FX18001 General Reimbursements	(4,500)	(3,567)	-	-	-
Total Operating Revenue	(7,500)	(3,567)	-	-	-
Employment					
FX21001 Payroll	1,205,908	1,012,260	-	858,400	858,400
FX21002 Fringe Benefits Taxation	8,200	10,192	-	10,400	10,400
FX21003 Compensation Insurance	42,631	44,686	-	44,700	44,700
FX21004 Recruitment	9,960	19,207	-	60,500	60,500
FX21005 Training and Development	14,400	9,672	-	44,100	44,100
FX21006 Uniforms and Protective Items	15,000	14,070	-	18,700	18,700
FX21007 First Aid and Safety	5,000	1,191	-	5,400	5,400
FX21008 Agency Staff	-	-	-	-	-
FX21098 Leave Allocation	-	141,027	-	-	-
FX21099 Other Employment Expense	-	890	-	12,700	12,700
Office Expense					
FX22001 Telecommunications	-	-	-	-	-
FX22002 Minor Equipment Repairs	4,300	189	-	5,000	5,000
FX22003 Insurance	22,174	22,174	-	23,000	23,000
FX22004 Printing and Stationery	3,500	1,390	-	1,400	1,400
FX22005 Postage and Freight	1,200	608	-	500	500
FX22006 Advertising	-	-	-	-	-
FX22007 Minor Assets < \$5,000	2,600	-	-	10,000	10,000
FX22008 Subscriptions and Publications	1,830	1,500	-	2,000	2,000
FX22009 Meetings and Travel	9,000	-	-	2,000	2,000
FX22010 Staff Amenities	2,700	3,126	-	2,800	2,800
FX22099 Other Office Expense	2,470	200	-	200	200
Professional Services					
FX23501 Consultancies	-	-	-	170,000	170,000

Facilities - Overheads Continued

	2023-2024	2023-2024	2024-2025	2024-2025	2024-2025	
	Rev Budget	Forecast	C / Fwd	New	Budget	
	\$	\$	\$	\$	\$	
Programs and Services						
FX24005	Unallocated Time	109,900	213,560	-	182,900	182,900
FX24046	Consumables	-	-	-	-	-
FX24064	Licences and Permits	500	-	-	500	500
FX24092	Line Marking	10,300	8,446	-	8,600	8,600
Internal Accounting Expense						
FX29960	Housing Allocation	177,000	125,704	-	157,900	157,900
FX29970	Vehicle Allocation	62,000	27,754	-	62,000	62,000
FX29980	Administration Allocation	1,104,000	902,452	-	1,258,700	1,258,700
FX29998	Less Administration Allocated	-	-	-	-	-
FX29940	Depot Allocation	19,900	14,502	-	22,500	22,500
FX29999	Less Overheads Allocated	(1,355,000)	(1,184,036)	-	(2,526,500)	(2,526,500)
Total Operating Expense						
	1,479,473	1,390,764	-	438,400	438,400	
Total Facilities - Overheads						
	1,471,973	1,387,197	-	438,400	438,400	

Facilities

Facilities - Capital

	2023-2024	2023-2024	2024-2025	2024-2025	2024-2025
	Rev Budget	Forecast	C / Fwd	New	Budget
	\$	\$	\$	\$	\$
Total Operating Revenue	-	-	-	-	-
Capital Expense					
FX30207 Facility Equipment - Renewal	25,000	20,602	-	-	-
FX30202 Furniture and Equipment - New	-	-	-	150,000	150,000
FX30201 Furniture and Equipment - Renewal	8,000	7,423	-	-	-
FX30401 Sports Facilities - Renewal	110,000	-	124,660	387,000	511,660
FX30410 Childcare Centres - New	20,000	18,182	-	-	-
FX30441 Community Halls - Renewal	179,930	176,255	-	295,000	295,000
FX31401 Parks and Recreation - Renewal	749,003	301,288	214,350	35,000	249,350
FX31402 Parks and Recreation - Upgrade	119,000	119,879	-	-	-
FX31403 Parks and Recreation - New	87,000	87,562	-	80,000	80,000
FX31501 Town Infrastructure - Renewal	15,000	14,022	-	211,000	211,000
FX30408 Childcare Centres - Renewal	27,000	26,325	-	120,000	120,000
FX31503 Town Infrastructure - New	116,000	132,071	-	-	-
FX31201 Pathways - Renewal	28,000	27,673	-	-	-
FX30301 Housing - Renewal	-	-	-	100,000	100,000
FX30381 Depot - Renewal	-	-	38,060	-	38,060
FX30511 Plant - Recreation and Culture	-	-	-	15,000	15,000
Total Capital Expense	1,483,933	931,282	377,070	1,393,000	1,770,070
Total Facilities - Capital	1,483,933	931,282	377,070	1,393,000	1,770,070

Facilities - Onslow

	2023-2024	2023-2024	2024-2025	2024-2025	2024-2025
	Rev Budget	Forecast	C / Fwd	New	Budget
	\$	\$	\$	\$	\$
Fees and Charges					
FO14046 Equipment Hire	-	(839)	-	(1,300)	(1,300)
FO14056 Aged Care Facility Revenue	(27,260)	(23,660)	-	(27,200)	(27,200)
FO14058 Community Hall Hire	(6,392)	(3,875)	-	(4,000)	(4,000)
FO14059 Parks and Open Space Hire	(6,801)	(781)	-	-	-
FO14060 Sports Facility Hire	(99,418)	(110,867)	-	(106,200)	(106,200)
FO14083 Oval Hire	(6,764)	(6,299)	-	(7,200)	(7,200)
Other Revenue					
FO18016 Sports Facility Reimbursements	-	(56,246)	-	-	-
Total Operating Revenue	(146,635)	(202,567)	-	(145,900)	(145,900)
Asset Operation and Maintenance					
FO25303 Administration Centres	177,900	288,177	-	229,400	229,400
FO25304 Aged Care Facilities	80,201	59,523	-	91,100	91,100
FO25305 Childcare Centres	26,300	9,323	-	45,500	45,500
FO25306 Community Centres	19,196	13,337	-	26,300	26,300
FO25307 Accommodation Facilities	835,676	806,775	20,498	969,600	990,098
FO25402 Cultural Locations and Facilities	52,090	37,310	-	59,600	59,600
FO25404 Community Halls	31,200	18,976	-	35,600	35,600
FO25405 Libraries	10,300	10,434	-	13,700	13,700
FO25406 Public Toilets	109,903	112,715	6,709	224,000	230,709
FO25407 Television Facilities	149,070	90,347	37,191	324,100	361,291
FO25308 Depots - Facility	81,271	61,397	-	98,500	98,500
Infrastructure Operation and Maintenance					
FO26301 Ovals	142,280	126,018	-	130,300	130,300
FO26302 Parks and Open Space	270,203	267,023	-	373,400	373,400
FO26304 Aquatic Facilities	145,722	164,267	-	223,700	223,700
FO26305 Sports Facilities	417,198	398,155	-	582,400	582,400
Internal Accounting Expense					
FO29994 Less Depots Allocated	(76,800)	-	-	(98,500)	(98,500)
Total Operating Expense	2,471,710	2,463,778	64,399	3,328,700	3,393,099
Total Facilities - Onslow	2,325,075	2,261,211	64,399	3,182,800	3,247,199

Facilities - Pannawonica

	2023-2024	2023-2024	2024-2025	2024-2025	2024-2025
	Rev Budget	Forecast	C / Fwd	New	Budget
	\$	\$	\$	\$	\$
Fees and Charges					
FQ14084 Pannawonica Transit Park Revenue	(10,854)	(11,408)	-	(11,600)	(11,600)
Total Operating Revenue	(10,854)	(11,408)	-	(11,600)	(11,600)
Asset Operation and Maintenance					
FQ25405 Libraries	575	582	-	7,500	7,500
Infrastructure Operation and Maintenance					
FQ26305 Accommodation Facilities	3,000	2,673	-	4,600	4,600
Total Operating Expense	3,575	3,255	-	12,100	12,100
Total Facilities - Pannawonica	(7,279)	(8,153)	-	500	500

Facilities - Paraburdo

	2023-2024	2023-2024	2024-2025	2024-2025	2024-2025
	Rev Budget	Forecast	C / Fwd	New	Budget
	\$	\$	\$	\$	\$
Fees and Charges					
FP14046 Equipment Hire	-	(421)	-	(300)	(300)
FP14058 Community Hall Hire	(23,937)	(13,597)	-	(13,600)	(13,600)
FP14060 Sports Facility Hire	(7,049)	(3,650)	-	(3,500)	(3,500)
FP14083 Oval Hire	(7,931)	(6,057)	-	(6,000)	(6,000)
PJ12999 Operating Funding - CHUB	(282,400)	(209,279)	-	(341,800)	(341,800)
Total Operating Revenue	(321,317)	(233,004)	-	(365,200)	(365,200)
Asset Operation and Maintenance					
FP25303 Administration Centres	58,866	38,499	-	91,800	91,800
FP25305 Childcare Centres	65,564	62,364	-	62,400	62,400
FP25306 Community Centres	77,415	73,493	-	96,700	96,700
FP25404 Community Halls	169,935	156,408	-	200,500	200,500
FP25405 Libraries	38,060	41,354	-	59,900	59,900
FP25406 Public Toilets	129,417	130,086	-	219,700	219,700
FP25308 Depots - Facility	38,197	48,037	-	66,200	66,200
Infrastructure Operation and Maintenance					
FP26301 Ovals	140,284	106,395	-	171,400	171,400
FP26302 Parks and Open Space	137,225	152,980	-	196,400	196,400
FP26304 Aquatic Facilities	89,187	108,016	-	153,600	153,600
FP26305 Sports Facilities	465,356	363,453	34,182	602,700	636,882
FP26402 Shopping Areas	130,038	74,673	-	326,300	326,300
FP26403 Information Bays	44,191	48,416	-	100,900	100,900
Internal Accounting Expense					
FP29994 Less Depots Allocated	(38,700)	-	-	(54,800)	(54,800)
Total Operating Expense	1,545,035	1,404,173	34,182	2,293,700	2,327,882
Total Facilities - Paraburdo	1,223,718	1,171,169	34,182	1,928,500	1,962,682

Facilities - Tom Price

	2023-2024	2023-2024	2024-2025	2024-2025	2024-2025
	Rev Budget	Forecast	C / Fwd	New	Budget
	\$	\$	\$	\$	\$
Fees and Charges					
FT14046	Equipment Hire	-	-	-	-
FT14058	Community Hall Hire	(23,202)	(19,962)	-	(19,800)
FT14059	Parks and Open Space Hire	(530)	(230)	-	(400)
FT14060	Sports Facility Hire	(32,562)	(31,028)	-	(34,700)
FT14083	Oval Hire	(15,935)	(21,544)	-	(22,000)
Other Revenue					
FT18001	General Reimbursements	-	(3,134)	-	-
Total Operating Revenue	(72,229)	(75,898)	-	(76,900)	(76,900)
Asset Operation and Maintenance					
FT25303	Administration Centres	170,635	157,863	-	253,600
FT25305	Childcare Centres	107,550	87,195	-	80,300
FT25306	Community Centres	50,508	42,435	-	79,400
FT25403	Emergency Services Facilities	29,139	25,425	-	26,700
FT25404	Community Halls	192,282	177,744	-	275,700
FT25405	Libraries	36,792	36,676	-	63,500
FT25406	Public Toilets	207,599	157,762	-	323,200
FT25308	.Depots - Facility	101,137	124,597	-	142,100
Infrastructure Operation and Maintenance					
FT26301	Ovals	194,361	127,508	-	160,300
FT26302	Parks and Open Space	200,737	184,011	-	255,700
FT26304	Aquatic Facilities	118,772	128,121	-	168,200
FT26305	Sports Facilities	627,778	545,982	-	749,100
FT26402	Shopping Areas	122,482	82,790	-	168,400
FT26403	Information Bays	16,300	15,371	-	20,400
Internal Accounting Expense					
FT29994	Less Depots Allocated	(119,300)	-	-	(142,100)
Total Operating Expense	2,056,772	1,893,478	-	2,624,500	2,624,500
Total Facilities - Tom Price	1,984,543	1,817,580	-	2,547,600	2,547,600

Communities

Communities

	2023-2024	2023-2024	2024-2025	2024-2025	2024-2025
	Rev Budget	Forecast	C / Fwd	New	Budget
	\$	\$	\$	\$	\$
Operating Funding					
CM12013 Event Contributions - Shire	-	-	-	-	-
Fees and Charges					
CM14040 Ticket Sales	(4,000)	(8,315)	-	(4,000)	(4,000)
Other Revenue					
CM18001 General Reimbursements	(1,000)	-	-	-	-
Total Operating Revenue	(5,000)	(8,315)	-	(4,000)	(4,000)
Employment					
CM21001 Payroll	187,981	203,326	-	147,900	147,900
CM21002 Fringe Benefits Taxation	4,300	1,562	-	10,100	10,100
CM21003 Compensation Insurance	2,925	3,066	-	2,900	2,900
CM21004 Recruitment	8,954	9,833	-	1,500	1,500
CM21005 Training and Development	4,814	1,223	-	3,700	3,700
CM21006 Uniforms and Protective Items	1,600	1,248	-	500	500
CM21007 First Aid and Safety	600	-	-	200	200
CM21008 Agency Staff	-	-	-	-	-
CM21098 Leave Allocation	-	29,108	-	-	-
CM21099 Other Employment Expense	-	-	-	100	100
Office Expense					
CM22001 Telecommunications	-	-	-	-	-
CM22002 Minor Equipment Repairs	6,900	3,465	-	6,900	6,900
CM22003 Insurance	1,522	1,521	-	1,600	1,600
CM22004 Printing and Stationery	4,300	1,551	-	1,500	1,500
CM22005 Postage and Freight	-	-	-	-	-
CM22006 Advertising	27,700	-	-	2,500	2,500
CM22007 Minor Assets < \$5,000	8,600	1,444	-	2,900	2,900
CM22008 Subscriptions and Publications	5,100	2,758	-	2,400	2,400
CM22009 Meetings and Travel	12,600	1,142	-	8,600	8,600
CM22010 Staff Amenities	-	-	-	-	-
CM22099 Other Office Expense	-	-	-	-	-

Communities Continued

	2023-2024	2023-2024	2024-2025	2024-2025	2024-2025
	Rev Budget	Forecast	C / Fwd	New	Budget
	\$	\$	\$	\$	\$
Professional Services					
CM23001 Legal	13,000	-	-	5,000	5,000
CM23501 Consultancies	197,000	161,907	-	40,000	40,000
Programs and Services					
CM24074 Community Initiatives	283,670	156,135	-	285,000	285,000
CM24097 WTO - Chevron - Governance and Auc	8,600	-	-	8,600	8,600
CM24098 CISP - Rio Tinto - Governance and Auc	8,600	-	-	8,600	8,600
CM24102 CIAP Initiatives	13,000	-	-	-	-
CM24105 My Pilbara Home Strategies	-	-	-	245,000	245,000
Internal Accounting Expense					
CM29960 Housing Allocation	19,500	24,173	-	-	-
CM29970 Vehicle Allocation	8,000	6,642	-	8,000	8,000
CM29980 Administration Allocation	70,100	57,326	-	68,800	68,800
CM29998 Less Administration Allocated	-	-	-	-	-
Total Operating Expense	899,366	667,430	-	862,300	862,300
Capital Expense					
CM30207 Facility Equipment - Renewal	-	-	-	-	-
CM30208 Facility Equipment - Upgrade	-	-	-	-	-
CM30202 Furniture and Equipment - New	171,880	61,590	16,444	-	16,444
CM31503 Town Infrastructure - New	11,750	11,750	-	-	-
CM30363 Community Centres - New	10,000	9,845	-	-	-
Total Capital Expense	193,630	83,185	16,444	-	16,444
Total Communities	1,087,996	742,300	16,444	858,300	874,744

Communities - Onslow

	2023-2024	2023-2024	2024-2025	2024-2025	2024-2025
	Rev Budget	Forecast	C / Fwd	New	Budget
	\$	\$	\$	\$	\$
Operating Funding					
CO12008	Every Club Funding	-	-	-	-
CO12012	WTO - Chevron - Funding	(200,000)	(390,888)	-	(200,000)
CO12016	WTO - Chevron - External Funding	(1,000)	-	-	-
CO12013	Event Contributions - Shire	(88,200)	(89,682)	-	-
Fees and Charges					
CO14023	WTO - Chevron - Revenue	(2,800)	-	-	-
CO14046	Equipment Hire	(1,000)	(118)	-	(100)
Other Revenue					
CO18001	General Reimbursements	(3,900)	(499)	-	(500)
Total Operating Revenue	(296,900)	(481,187)	-	(200,600)	(200,600)
Employment					
CO21001	Payroll	400,067	439,726	-	528,500
CO21002	Fringe Benefits Taxation	400	-	-	600
CO21003	Compensation Insurance	8,643	9,060	-	9,100
CO21004	Recruitment	11,039	2,974	-	9,400
CO21005	Training and Development	6,240	7,609	-	8,200
CO21006	Uniforms and Protective Items	4,500	3,673	-	2,500
CO21007	First Aid and Safety	3,600	2,284	-	1,000
CO21008	Agency Staff	-	-	-	-
CO21098	Leave Allocation	-	16,160	-	-
CO21099	Other Employment Expense	-	-	-	500
Office Expense					
CO22001	Telecommunications	-	-	-	-
CO22002	Minor Equipment Repairs	-	-	-	-
CO22003	Insurance	5,745	5,746	-	6,000
CO22004	Printing and Stationery	-	45	-	-
CO22005	Postage and Freight	-	-	-	-
CO22006	Advertising	-	-	-	-
CO22007	Minor Assets < \$5,000	5,200	-	6,094	2,000
CO22008	Subscriptions and Publications	-	-	-	-
CO22009	Meetings and Travel	5,700	3,813	-	1,000
CO22010	Staff Amenities	-	-	-	-
CO22099	Other Office Expense	-	-	-	-

113211

Shire of Ashburton 2024-2025 Annual Budget

Communities - Onslow Continued

	2023-2024	2023-2024	2024-2025	2024-2025	2024-2025
	Rev Budget	Forecast	C / Fwd	New	Budget
	\$	\$	\$	\$	\$
Professional Services					
CO23001 Legal	-	-	-	-	-
CO23501 Consultancies	-	-	-	-	-
Programs and Services					
CO24094 WTO - Chevron - Shire Expense	53,000	29,966	-	41,400	41,400
CO24112 WTO - Chevron - Agreement Delivery	217,000	190,888	-	205,100	205,100
CO24096 Events and Festivals	700,000	428,878	-	750,000	750,000
CO24074 Community Initiatives	-	-	-	22,300	22,300
Internal Accounting Expense					
CO29960 Housing Allocation	27,300	12,506	-	27,800	27,800
CO29970 Vehicle Allocation	8,000	4,094	-	8,000	8,000
CO29980 Administration Allocation	219,000	179,053	-	224,000	224,000
CO29998 Less Administration Allocated	-	-	-	-	-
Total Operating Expense	1,675,434	1,336,476	6,094	1,847,400	1,853,494
Total Communities - Onslow	1,378,534	855,289	6,094	1,646,800	1,652,894

Communities - Pannawonica

		2023-2024	2023-2024	2024-2025	2024-2025	2024-2025
		Rev Budget	Forecast	C / Fwd	New	Budget
		\$	\$	\$	\$	\$
Operating Funding						
CQ12008	Every Club Funding	-	-	-	-	-
CQ12011	CISP - Rio Tinto - Funding	(238,500)	(161,003)	-	(280,000)	(280,000)
Total Operating Revenue		(238,500)	(161,003)	-	(280,000)	(280,000)
Employment						
CQ21001	Payroll	165,281	187,167	-	271,500	271,500
CQ21002	Fringe Benefits Taxation	400	-	-	400	400
CQ21003	Compensation Insurance	3,597	3,770	-	3,600	3,600
CQ21004	Recruitment	2,656	-	-	3,600	3,600
CQ21005	Training and Development	2,940	2,916	-	4,100	4,100
CQ21006	Uniforms and Protective Items	3,200	543	-	1,900	1,900
CQ21007	First Aid and Safety	800	-	-	600	600
CQ21008	Agency Staff	-	-	-	-	-
CQ21098	Leave Allocation	-	20,892	-	-	-
CQ21099	Other Employment Expense	-	-	-	300	300
Office Expense						
CQ22001	Telecommunications	-	267	-	-	-
CQ22002	Minor Equipment Repairs	-	-	-	-	-
CQ22003	Insurance	1,885	1,884	-	2,000	2,000
CQ22004	Printing and Stationery	-	-	-	-	-
CQ22005	Postage and Freight	-	-	-	-	-
CQ22006	Advertising	-	-	-	-	-
CQ22007	Minor Assets < \$5,000	-	-	-	-	-
CQ22008	Subscriptions and Publications	-	-	-	-	-
CQ22009	Meetings and Travel	1,200	-	-	500	500
CQ22010	Staff Amenities	900	96	-	500	500
CQ22099	Other Office Expense	-	-	-	-	-
Professional Services						
CQ23001	Legal	-	-	-	-	-
CQ23501	Consultancies	-	-	-	-	-

Communities - Pannawonica Continued

	2023-2024	2023-2024	2024-2025	2024-2025	2024-2025
	Rev Budget	Forecast	C / Fwd	New	Budget
	\$	\$	\$	\$	\$
Programs and Services					
CQ24095	CISP - Rio Tinto - Shire Expense	-	-	-	-
CQ24111	CISP - Rio Tinto - Agreement Delivery	238,500	161,003	-	280,000
CQ24074	Community Initiatives	24,700	22,147	-	24,700
Internal Accounting Expense					
CQ29960	Housing Allocation	-	-	-	-
CQ29970	Vehicle Allocation	2,500	1,207	-	2,500
CQ29980	Administration Allocation	87,600	71,632	-	124,800
CQ29998	Less Administration Allocated	-	-	-	-
Total Operating Expense		536,159	473,524	-	721,000
Total Communities - Pannawonica		297,659	312,522	-	441,000

Communities - Paraburdoo

	2023-2024	2023-2024	2024-2025	2024-2025	2024-2025
	Rev Budget	Forecast	C / Fwd	New	Budget
	\$	\$	\$	\$	\$
Fees and Charges					
CP14046 Equipment Hire	-	(109)	-	-	-
Operating Funding					
CP12008 Every Club Funding	-	-	-	-	-
Total Operating Revenue	-	(109)	-	-	-
Employment					
CP21001 Payroll	112,160	94,668	-	227,400	227,400
CP21002 Fringe Benefits Taxation	300	-	-	300	300
CP21003 Compensation Insurance	3,918	4,107	-	4,100	4,100
CP21004 Recruitment	2,100	2,148	-	5,800	5,800
CP21005 Training and Development	7,000	3,086	-	3,700	3,700
CP21006 Uniforms and Protective Items	3,200	1,936	-	1,800	1,800
CP21007 First Aid and Safety	1,000	-	-	500	500
CP21008 Agency Staff	-	-	-	-	-
CP21098 Leave Allocation	-	7,333	-	-	-
CP21099 Other Employment Expense	-	-	-	300	300
Office Expense					
CP22001 Telecommunications	-	-	-	-	-
CP22002 Minor Equipment Repairs	-	-	-	-	-
CP22003 Insurance	2,038	2,038	-	2,200	2,200
CP22004 Printing and Stationery	-	186	-	-	-
CP22005 Postage and Freight	-	-	-	-	-
CP22006 Advertising	-	-	-	-	-
CP22007 Minor Assets < \$5,000	1,700	1,581	-	2,000	2,000
CP22008 Subscriptions and Publications	-	-	-	-	-
CP22009 Meetings and Travel	3,100	-	-	1,000	1,000
CP22010 Staff Amenities	-	-	-	-	-
CP22099 Other Office Expense	-	-	-	-	-
Professional Services					
CP23001 Legal	-	-	-	-	-
CP23501 Consultancies	-	-	-	-	-

117215

Shire of Ashburton 2024-2025 Annual Budget

Communities - Paraburdoo Continued

	2023-2024	2023-2024	2024-2025	2024-2025	2024-2025
	Rev Budget	Forecast	C / Fwd	New	Budget
	\$	\$	\$	\$	\$
Programs and Services					
CP24095	CISP - Rio Tinto - Shire Expense	-	-	-	-
CP24074	Community Initiatives	30,100	26,603	-	25,800
					25,800
Internal Accounting Expense					
CP29960	Housing Allocation	-	-	-	-
CP29970	Vehicle Allocation	-	-	-	-
CP29980	Administration Allocation	96,000	78,473	-	104,200
CP29998	Less Administration Allocated	-	-	-	-
					104,200
Total Operating Expense	262,616	222,157	-	379,100	379,100
Total Communities - Paraburdoo	262,616	222,048	-	379,100	379,100

Communities - Tom Price

	2023-2024	2023-2024	2024-2025	2024-2025	2024-2025
	Rev Budget	Forecast	C / Fwd	New	Budget
	\$	\$	\$	\$	\$
Fees and Charges					
CT14046 Equipment Hire	-	(282)	-	(200)	(200)
Operating Funding					
CT12008 Every Club Funding	-	-	-	-	-
CT12011 CISP - Rio Tinto - Funding	(361,000)	(270,580)	-	(385,000)	(385,000)
TEMPCT1 Nameless Festival Funding	-	-	-	(100,000)	(100,000)
Total Operating Revenue	(361,000)	(270,862)	-	(485,200)	(485,200)
Employment					
CT21001 Payroll	345,583	364,948	-	528,400	528,400
CT21002 Fringe Benefits Taxation	700	-	-	700	700
CT21003 Compensation Insurance	9,428	9,882	-	10,000	10,000
CT21004 Recruitment	10,956	1,324	-	11,600	11,600
CT21005 Training and Development	10,200	9,937	-	8,500	8,500
CT21006 Uniforms and Protective Items	4,800	3,251	-	3,700	3,700
CT21007 First Aid and Safety	3,600	340	-	1,100	1,100
CT21008 Agency Staff	-	-	-	-	-
CT21098 Leave Allocation	-	20,056	-	-	-
CT21099 Other Employment Expense	-	-	-	500	500
Office Expense					
CT22001 Telecommunications	-	-	-	-	-
CT22002 Minor Equipment Repairs	-	-	-	-	-
CT22003 Insurance	4,968	5,218	-	5,400	5,400
CT22004 Printing and Stationery	-	-	-	100	100
CT22005 Postage and Freight	-	-	-	-	-
CT22006 Advertising	-	-	-	-	-
CT22007 Minor Assets < \$5,000	4,300	4,512	-	2,000	2,000
CT22008 Subscriptions and Publications	-	-	-	-	-
CT22009 Meetings and Travel	5,500	35	-	1,000	1,000
CT22010 Staff Amenities	-	-	-	-	-
CT22099 Other Office Expense	-	-	-	-	-
Professional Services					
CT23501 Consultancies	-	172	-	-	-

119217

Shire of Ashburton 2024-2025 Annual Budget

Communities - Tom Price Continued

	2023-2024	2023-2024	2024-2025	2024-2025	2024-2025
	Rev Budget	Forecast	C / Fwd	New	Budget
	\$	\$	\$	\$	\$
Programs and Services					
CT24074 CISP - Rio Tinto - Shire Expense	49,600	36,327	-	445,100	445,100
CT24111 CISP - Rio Tinto - Agreement Delivery	361,000	270,580	-	385,000	385,000
Internal Accounting Expense					
CT29960 Housing Allocation	31,500	41,059	-	52,200	52,200
CT29970 Vehicle Allocation	-	-	-	-	-
CT29980 Administration Allocation	239,500	195,740	-	244,900	244,900
CT29998 Less Administration Allocated	-	-	-	-	-
Total Operating Expense	1,081,635	963,381	-	1,700,200	1,700,200
Total Communities - Tom Price	720,635	692,520	-	1,215,000	1,215,000

Communities - Support

		2023-2024	2023-2024	2024-2025	2024-2025	2024-2025
		Rev Budget	Forecast	C / Fwd	New	Budget
		\$	\$	\$	\$	\$
Employment						
CU21001	Payroll	40,201	25,103	-	104,300	104,300
CU21002	Fringe Benefits Taxation	-	-	-	-	-
CU21003	Compensation Insurance	1,812	1,899	-	1,900	1,900
CU21004	Recruitment	1,006	1,604	-	2,300	2,300
CU21005	Training and Development	1,500	155	-	1,500	1,500
CU21006	Uniforms and Protective Items	700	488	-	500	500
CU21007	First Aid and Safety	-	-	-	-	-
CU21008	Agency Staff	-	-	-	-	-
CU21098	Leave Allocation	-	2,211	-	-	-
CU21099	Other Employment Expense	-	-	-	100	100
Office Expense						
CU22003	Insurance	942	942	-	900	900
Professional Services						
CU23001	Legal	-	-	-	-	-
CU23501	Consultancies	-	-	-	-	-
Programs and Services						
CU24075	Community Support Grants	55,200	18,622	-	75,000	75,000
CU24077	Signature Event Grants	154,000	79,070	-	104,000	104,000
CU24079	Small Assistance Donations	30,000	2,160	-	30,000	30,000
CU24114	Education Donations	10,000	6,992	-	10,000	10,000
CU24035	Council Donation	10,000	4,000	-	10,000	10,000
CU24115	Community Group Compliance Contri	100,000	-	-	100,000	100,000
CU24106	Youth Grants	-	-	-	30,000	30,000
Internal Accounting Expense						
CU29960	Housing Allocation	-	-	-	-	-
CU29970	Vehicle Allocation	-	-	-	-	-
CU29980	Administration Allocation	41,200	33,642	-	48,100	48,100
CU29998	Less Administration Allocated	-	-	-	-	-
Total Operating Expense		446,561	176,888	-	518,600	518,600
Total Communities - Support		446,561	176,888	-	518,600	518,600

Communities

Inspire Events Program

	2023-2024	2023-2024	2024-2025	2024-2025	2024-2025
	Rev Budget	Forecast	C / Fwd	New	Budget
	\$	\$	\$	\$	\$
Operating Funding					
CP12011 Inspire- Rio Tinto - Funding - Parabur	(283,500)	(207,894)	-	(295,000)	(295,000)
CQ12011 Inspire - Rio Tinto - Funding - Pannaw	(238,500)	(161,003)	-	(280,000)	(280,000)
CT12011 Inspire - Rio Tinto - Funding - Tom Pri	(361,000)	(270,580)	-	(385,000)	(385,000)
Total Operating Revenue	(883,000)	(639,477)	-	(960,000)	(960,000)
Programs and Services					
CP24111 Inspire - Rio Tinto - Agreement Delive	283,500	207,894	5,084	295,000	300,084
CQ24111 Inspire - Rio Tinto - Agreement Delive	238,500	161,003	-	280,000	280,000
CT24111 Inspire - Rio Tinto - Agreement Delive	361,000	270,580	-	385,000	385,000
Total Operating Expense	883,000	639,477	5,084	960,000	965,084
Total Inspire Events Program	-	-	5,084	-	5,084

Aquatic Facilities

Aquatic Facility - Onslow

	2023-2024	2023-2024	2024-2025	2024-2025	2024-2025
	Rev Budget	Forecast	C / Fwd	New	Budget
	\$	\$	\$	\$	\$
Fees and Charges					
QO14044 Aquatic Facility Revenue	(83,831)	(81,820)	-	(84,300)	(84,300)
Other Revenue					
QO18001 General Reimbursements	-	-	-	-	-
Total Operating Revenue	(83,831)	(81,820)	-	(84,300)	(84,300)
Employment					
QO21001 Payroll	402,787	389,339	-	431,600	431,600
QO21002 Fringe Benefits Taxation	400	8,104	-	8,200	8,200
QO21003 Compensation Insurance	8,827	9,252	-	9,300	9,300
QO21004 Recruitment	2,050	473	-	7,100	7,100
QO21005 Training and Development	9,840	7,448	-	13,500	13,500
QO21006 Uniforms and Protective Items	950	1,042	-	2,800	2,800
QO21007 First Aid and Safety	1,000	453	-	800	800
QO21008 Agency Staff	-	-	-	-	-
QO21098 Leave Allocation	-	22,459	-	-	-
QO21099 Other Employment Expense	-	-	-	2,400	2,400
Office Expense					
QO22001 Telecommunications	-	-	-	-	-
QO22002 Minor Equipment Repairs	-	-	-	-	-
QO22003 Insurance	4,591	4,591	-	4,800	4,800
QO22004 Printing and Stationery	160	711	-	800	800
QO22005 Postage and Freight	100	371	-	600	600
QO22006 Advertising	-	292	-	-	-
QO22007 Minor Assets < \$5,000	8,000	7,270	-	8,000	8,000
QO22008 Subscriptions and Publications	255	255	-	300	300
QO22009 Meetings and Travel	4,300	665	-	-	-
QO22010 Staff Amenities	400	270	-	400	400
QO22099 Other Office Expense	300	22	-	300	300
Professional Services					
QO23001 Legal	-	-	-	-	-
QO23501 Consultancies	8,415	-	-	5,000	5,000

Aquatic Facility - Onslow Continued

	2023-2024	2023-2024	2024-2025	2024-2025	2024-2025
	Rev Budget	Forecast	C / Fwd	New	Budget
	\$	\$	\$	\$	\$
Programs and Services					
QO24002 Merchandise	4,053	4,140	-	4,200	4,200
QO24003 Refreshments	20,300	22,437	-	22,300	22,300
QO24004 Minor Maintenance	17,300	14,807	-	25,000	25,000
QO24006 Site First Aid and Safety	1,637	1,834	-	2,000	2,000
QO24046 Consumables	400	159	-	200	200
QO24082 Swimming Programs	4,800	1,601	-	4,100	4,100
QO24083 Chemicals	10,300	8,309	-	9,000	9,000
QO24089 Refunds	-	-	-	-	-
Internal Accounting Expense					
QO29960 Housing Allocation	67,500	65,220	-	46,900	46,900
QO29970 Vehicle Allocation	8,000	3,637	-	8,000	8,000
QO29980 Administration Allocation	223,800	182,958	-	199,500	199,500
QO29998 Less Administration Allocated	-	-	-	-	-
Total Operating Expense	810,465	758,120	-	817,100	817,100
Capital Expense					
QO30401 Sporting Facilities - Renewal	182,000	81,857	100,143	-	100,143
50401TEMP Town Infrastructure - new	-	-	-	333,300	333,300
Total Capital Expense	182,000	81,857	100,143	333,300	433,443
Total Aquatic Facility - Onslow	908,634	758,158	100,143	1,066,100	1,166,243

Aquatic Facility - Paraburdo

	2023-2024	2023-2024	2024-2025	2024-2025	2024-2025
	Rev Budget	Forecast	C / Fwd	New	Budget
	\$	\$	\$	\$	\$
Fees and Charges					
QP14044 Aquatic Facility Revenue	(41,844)	(45,688)	-	(47,600)	(47,600)
Other Revenue					
QP18001 General Reimbursements	-	-	-	-	-
Total Operating Revenue	(41,844)	(45,688)	-	(47,600)	(47,600)
Employment					
QP21001 Payroll	375,737	383,189	-	396,500	396,500
QP21002 Fringe Benefits Taxation	400	-	-	300	300
QP21003 Compensation Insurance	8,718	9,138	-	9,200	9,200
QP21004 Recruitment	16,600	140	-	4,800	4,800
QP21005 Training and Development	3,000	4,592	-	16,700	16,700
QP21006 Uniforms and Protective Items	150	152	-	2,000	2,000
QP21007 First Aid and Safety	700	788	-	800	800
QP21008 Agency Staff	2,300	-	-	2,300	2,300
QP21098 Leave Allocation	-	7,727	-	-	-
QP21099 Other Employment Expense	-	-	-	2,400	2,400
Office Expense					
QP22001 Telecommunications	-	95	-	-	-
QP22002 Minor Equipment Repairs	1,900	997	-	700	700
QP22003 Insurance	4,534	4,534	-	4,700	4,700
QP22004 Printing and Stationery	-	43	-	-	-
QP22005 Postage and Freight	-	211	-	200	200
QP22006 Advertising	-	-	-	200	200
QP22007 Minor Assets < \$5,000	14,900	10,680	-	14,900	14,900
QP22008 Subscriptions and Publications	-	-	-	300	300
QP22009 Meetings and Travel	-	-	-	-	-
QP22010 Staff Amenities	-	142	-	100	100
QP22099 Other Office Expense	-	-	-	-	-
Professional Services					
QP23001 Legal	-	-	-	-	-
QP23501 Consultancies	-	-	-	-	-

Aquatic Facility - Paraburdoo Continued

	2023-2024	2023-2024	2024-2025	2024-2025	2024-2025
	Rev Budget	Forecast	C / Fwd	New	Budget
	\$	\$	\$	\$	\$
Programs and Services					
QP24002 Merchandise	3,500	2,978	-	3,500	3,500
QP24003 Refreshments	11,700	11,782	-	11,700	11,700
QP24004 Minor Maintenance	29,800	14,218	-	29,800	29,800
QP24006 Site First Aid and Safety	1,900	2,358	-	2,200	2,200
QP24046 Consumables	-	301	-	-	-
QP24082 Swimming Programs	2,100	1,047	-	2,500	2,500
QP24083 Chemicals	34,100	26,979	-	34,100	34,100
Internal Accounting Expense					
QP29960 Housing Allocation	38,700	16,910	-	47,800	47,800
QP29970 Vehicle Allocation	6,000	-	-	6,000	6,000
QP29980 Administration Allocation	221,000	180,629	-	182,300	182,300
QP29998 Less Administration Allocated	-	-	-	-	-
Total Operating Expense	777,739	679,628	-	776,000	776,000
Capital Expense					
QP30201 Furniture and Equipment - Renewal	10,303	9,287	-	-	-
50402TEMP Town Infrastructure - New	-	-	-	333,300	333,300
Total Capital Expense	10,303	9,287	-	333,300	333,300
Total Aquatic Facility - Paraburdoo	746,198	643,227	-	1,061,700	1,061,700

Aquatic Facility - Tom Price

	2023-2024	2023-2024	2024-2025	2024-2025	2024-2025
	Rev Budget	Forecast	C / Fwd	New	Budget
	\$	\$	\$	\$	\$
Fees and Charges					
QT14044 Aquatic Facility Revenue	(119,550)	(119,863)	-	(124,400)	(124,400)
Total Operating Revenue	(119,550)	(119,863)	-	(124,400)	(124,400)
Employment					
QT21001 Payroll	427,236	418,762	-	437,300	437,300
QT21002 Fringe Benefits Taxation	200	-	-	300	300
QT21003 Compensation Insurance	9,386	9,838	-	9,900	9,900
QT21004 Recruitment	8,952	638	-	4,900	4,900
QT21005 Training and Development	5,000	4,000	-	15,600	15,600
QT21006 Uniforms and Protective Items	6,000	2,026	-	2,500	2,500
QT21007 First Aid and Safety	5,000	881	-	1,000	1,000
QT21008 Agency Staff	-	-	-	-	-
QT21098 Leave Allocation	-	27,650	-	-	-
QT21099 Other Employment Expense	-	-	-	2,500	2,500
Office Expense					
QT22001 Telecommunications	-	-	-	-	-
QT22002 Minor Equipment Repairs	-	-	-	-	-
QT22003 Insurance	4,882	4,882	-	5,100	5,100
QT22004 Printing and Stationery	3,600	686	-	500	500
QT22005 Postage and Freight	400	339	-	100	100
QT22006 Advertising	600	-	-	600	600
QT22007 Minor Assets < \$5,000	20,800	14,914	-	14,100	14,100
QT22008 Subscriptions and Publications	400	116	-	-	-
QT22009 Meetings and Travel	2,500	66	-	500	500
QT22010 Staff Amenities	500	-	-	400	400
QT22099 Other Office Expense	742	35	-	100	100
Professional Services					
QT23001 Legal	-	-	-	-	-
QT23501 Consultancies	-	-	-	-	-

Aquatic Facility - Tom Price Continued

	2023-2024	2023-2024	2024-2025	2024-2025	2024-2025
	Rev Budget	Forecast	C / Fwd	New	Budget
	\$	\$	\$	\$	\$
Programs and Services					
QT24002 Merchandise	5,200	4,778	-	4,800	4,800
QT24003 Refreshments	25,900	22,324	-	22,300	22,300
QT24004 Minor Maintenance	54,600	44,278	-	54,600	54,600
QT24006 Site First Aid and Safety	2,600	1,740	-	3,400	3,400
QT24046 Consumables	500	523	-	500	500
QT24082 Swimming Programs	2,600	1,380	-	1,600	1,600
QT24083 Chemicals	21,800	22,088	-	24,500	24,500
Internal Accounting Expense					
QT29960 Housing Allocation	40,900	24,014	-	5,000	5,000
QT29970 Vehicle Allocation	8,000	7,284	-	8,000	8,000
QT29980 Administration Allocation	238,400	194,848	-	198,700	198,700
QT29998 Less Administration Allocated	-	-	-	-	-
Total Operating Expense	896,698	808,088	-	818,800	818,800
Capital Expense					
50403TEMP Town Infrastructure - New	-	-	-	333,300	333,300
Total Capital Expense	-	-	-	333,300	333,300
Total Aquatic Facility - Tom Price	777,148	688,225	-	1,027,700	1,027,700

Libraries

Libraries

	2023-2024	2023-2024	2024-2025	2024-2025	2024-2025
	Rev Budget	Forecast	C / Fwd	New	Budget
	\$	\$	\$	\$	\$
Employment					
LB21001 Payroll	134,882	149,221	-	241,700	241,700
LB21002 Fringe Benefits Taxation	4,700	2,818	-	3,000	3,000
LB21003 Compensation Insurance	2,640	2,767	-	2,800	2,800
LB21004 Recruitment	2,000	-	-	4,700	4,700
LB21005 Training and Development	1,500	-	-	5,200	5,200
LB21006 Uniforms and Protective Items	600	292	-	1,400	1,400
LB21007 First Aid and Safety	-	-	-	-	-
LB21008 Agency Staff	-	-	-	-	-
LB21098 Leave Allocation	-	9,367	-	-	-
LB21099 Other Employment Expense	-	-	-	200	200
Office Expense					
LB22001 Telecommunications	-	-	-	-	-
LB22002 Minor Equipment Repairs	-	-	-	-	-
LB22003 Insurance	1,373	1,373	-	1,400	1,400
LB22004 Printing and Stationery	-	-	-	-	-
LB22005 Postage and Freight	-	-	-	-	-
LB22006 Advertising	-	-	-	-	-
LB22007 Minor Assets < \$5,000	-	-	-	-	-
LB22008 Subscriptions and Publications	36,000	9,475	-	20,500	20,500
LB22009 Meetings and Travel	-	-	-	6,000	6,000
LB22010 Staff Amenities	-	-	-	-	-
LB22099 Other Office Expense	-	-	-	-	-
Program and Services					
LB24052 Local History	-	-	-	40,000	40,000
Internal Accounting Expense					
LB29960 Housing Allocation	19,200	20,547	-	23,300	23,300
LB29970 Vehicle Allocation	10,000	4,236	-	10,000	10,000
LB29980 Administration Allocation	62,700	51,264	-	112,900	112,900
LB29998 Less Administration Allocated	-	-	-	-	-
Total Operating Expense	275,595	251,360	-	473,100	473,100
Total Libraries	275,595	251,360	-	473,100	473,100

129227

Shire of Ashburton 2024-2025 Annual Budget

Libraries - Onslow

	2023-2024	2023-2024	2024-2025	2024-2025	2024-2025
	Rev Budget	Forecast	C / Fwd	New	Budget
	\$	\$	\$	\$	\$
Fees and Charges					
LO14020 Library Fees and Charges	(872)	(1,002)	-	(1,300)	(1,300)
Total Operating Revenue	(872)	(1,002)	-	(1,300)	(1,300)
Employment					
LO21001 Payroll	77,804	73,488	-	80,100	80,100
LO21002 Fringe Benefits Taxation	200	-	-	200	200
LO21003 Compensation Insurance	1,863	1,953	-	1,900	1,900
LO21004 Recruitment	2,000	140	-	100	100
LO21005 Training and Development	1,500	-	-	1,500	1,500
LO21006 Uniforms and Protective Items	1,000	802	-	700	700
LO21007 First Aid and Safety	-	-	-	-	-
LO21008 Agency Staff	-	-	-	-	-
LO21098 Leave Allocation	-	3,833	-	-	-
LO21099 Other Employment Expense	-	-	-	100	100
Office Expense					
LO22001 Telecommunications	-	-	-	-	-
LO22002 Minor Equipment Repairs	-	-	-	-	-
LO22003 Insurance	969	969	-	1,000	1,000
LO22004 Printing and Stationery	1,000	998	-	1,600	1,600
LO22005 Postage and Freight	1,000	225	-	200	200
LO22006 Advertising	-	-	-	-	-
LO22007 Minor Assets < \$5,000	-	-	-	-	-
LO22008 Subscriptions and Publications	-	-	-	-	-
LO22009 Meetings and Travel	-	-	-	-	-
LO22010 Staff Amenities	-	-	-	-	-
LO22099 Other Office Expense	-	-	-	-	-
Programs and Services					
LO24004 Minor Maintenance	-	-	-	-	-
LO24052 Local History	-	-	-	-	-
LO24053 Book Week	200	151	-	200	200
LO24054 Library Stock	2,200	2,063	-	2,200	2,200
LO24055 Signage	200	214	-	200	200
LO24056 Library Programs	2,200	2,199	-	2,200	2,200

130228

Shire of Ashburton 2024-2025 Annual Budget

Libraries - Onslow Continued

	2023-2024	2023-2024	2024-2025	2024-2025	2024-2025
	Rev Budget	Forecast	C / Fwd	New	Budget
	\$	\$	\$	\$	\$
Internal Accounting Expense					
LO29960 Housing Allocation	-	-	-	-	-
LO29970 Vehicle Allocation	-	-	-	-	-
LO29980 Administration Allocation	42,500	34,725	-	36,000	36,000
LO29998 Less Administration Allocated	-	-	-	-	-
Total Operating Expense	134,636	121,760	-	128,200	128,200
Total Libraries - Onslow	133,764	120,757	-	126,900	126,900

Libraries - Pannawonica

		2023-2024	2023-2024	2024-2025	2024-2025	2024-2025
		Rev Budget	Forecast	C / Fwd	New	Budget
		\$	\$	\$	\$	\$
Fees and Charges						
LQ14020	Library Fees and Charges	(1,295)	(395)	-	(300)	(300)
Total Operating Revenue		(1,295)	(395)	-	(300)	(300)
Employment						
LQ21001	Payroll	66,690	76,184	-	72,000	72,000
LQ21002	Fringe Benefits Taxation	200	-	-	200	200
LQ21003	Compensation Insurance	1,259	1,320	-	1,300	1,300
LQ21004	Recruitment	1,500	-	-	100	100
LQ21005	Training and Development	1,000	-	-	1,300	1,300
LQ21006	Uniforms and Protective Items	1,000	-	-	600	600
LQ21007	First Aid and Safety	-	-	-	-	-
LQ21008	Agency Staff	-	-	-	-	-
LQ21098	Leave Allocation	-	6,369	-	-	-
LQ21099	Other Employment Expense	-	-	-	100	100
Office Expense						
LQ22001	Telecommunications	-	30	-	-	-
LQ22002	Minor Equipment Repairs	-	-	-	-	-
LQ22003	Insurance	655	655	-	700	700
LQ22004	Printing and Stationery	2,200	2,003	-	2,300	2,300
LQ22005	Postage and Freight	1,300	95	-	-	-
LQ22006	Advertising	-	-	-	-	-
LQ22007	Minor Assets < \$5,000	1,600	1,206	-	1,200	1,200
LQ22008	Subscriptions and Publications	-	-	-	-	-
LQ22009	Meetings and Travel	-	-	-	-	-
LQ22010	Staff Amenities	1,000	962	-	800	800
LQ22099	Other Office Expense	1,000	-	-	500	500
Programs and Services						
LQ24004	Minor Maintenance	-	-	-	-	-
LQ24052	Local History	-	-	-	-	-
LQ24053	Book Week	100	-	-	100	100
LQ24054	Library Stock	2,200	2,052	-	2,200	2,200
LQ24055	Signage	400	-	-	400	400
LQ24056	Library Programs	1,300	1,302	-	1,300	1,300

Libraries - Pannawonica Continued

	2023-2024	2023-2024	2024-2025	2024-2025	2024-2025
	Rev Budget	Forecast	C / Fwd	New	Budget
	\$	\$	\$	\$	\$
Internal Accounting Expense					
LQ29960 Housing Allocation	-	-	-	-	-
LQ29970 Vehicle Allocation	-	-	-	-	-
LQ29980 Administration Allocation	26,800	21,874	-	32,400	32,400
LQ29998 Less Administration Allocated	-	-	-	-	-
Total Operating Expense	110,204	114,053	-	117,500	117,500
Total Libraries - Pannawonica	108,909	113,658	-	117,200	117,200

Libraries - Paraburdoo

		2023-2024	2023-2024	2024-2025	2024-2025	2024-2025
		Rev Budget	Forecast	C / Fwd	New	Budget
		\$	\$	\$	\$	\$
Fees and Charges						
LP14020	Library Fees and Charges	(2,031)	(3,089)	-	(3,400)	(3,400)
Total Operating Revenue		(2,031)	(3,089)	-	(3,400)	(3,400)
Employment						
LP21001	Payroll	131,987	148,325	-	137,800	137,800
LP21002	Fringe Benefits Taxation	300	-	-	300	300
LP21003	Compensation Insurance	2,449	2,568	-	2,400	2,400
LP21004	Recruitment	2,100	420	-	100	100
LP21005	Training and Development	1,500	525	-	2,500	2,500
LP21006	Uniforms and Protective Items	2,000	525	-	1,200	1,200
LP21007	First Aid and Safety	-	-	-	-	-
LP21008	Agency Staff	-	-	-	-	-
LP21098	Leave Allocation	-	12,533	-	-	-
LP21099	Other Employment Expense	-	-	-	200	200
Office Expense						
LP22001	Telecommunications	-	-	-	-	-
LP22002	Minor Equipment Repairs	-	-	-	-	-
LP22003	Insurance	1,274	1,274	-	1,300	1,300
LP22004	Printing and Stationery	2,500	2,459	-	2,400	2,400
LP22005	Postage and Freight	1,700	1,477	-	1,400	1,400
LP22006	Advertising	-	-	-	-	-
LP22007	Minor Assets < \$5,000	1,600	1,412	-	2,800	2,800
LP22008	Subscriptions and Publications	-	-	-	600	600
LP22009	Meetings and Travel	2,400	-	-	-	-
LP22010	Staff Amenities	400	348	-	400	400
LP22099	Other Office Expense	300	278	-	300	300
Programs and Services						
LP24004	Minor Maintenance	-	-	-	-	-
LP24052	Local History	51,900	40,240	11,600	-	11,600
LP24053	Book Week	200	-	-	200	200
LP24054	Library Stock	3,000	2,718	-	3,000	3,000
LP24055	Signage	400	363	-	400	400
LP24056	Library Programs	3,000	2,913	-	3,300	3,300