



shire of Ashburton
opportunity to community

2023-2024

annual *budget*



Contents

Message from the Shire President	2
The Council	3
Chief Executive Officer's Foreword	4
Budget Analysis and Summary	6
Budget Statements	10
Notes the Budget Statements	15
Capital Expense Initiatives	51
Fees and Charges 2023-2024	67
Management Schedules	120



Message from the Shire President



I am proud to present the Shire of Ashburton's 2023-2024 Annual Budget.

The 2023-2024 Annual Budget has been purposefully structured to align with Council's Strategic Community Plan 2022-2023 vision of being a welcoming, sustainable and socially active district offering a variety of **opportunities to community**.

Sustained development growth across our Shire is increasing the Shire's capacity to deliver capital projects that will improve the liveability and sustainability of our towns.

In 2023-2024, the Shire will once again undertake an ambitious capital works program in the region of \$64 million. This will continue the intergenerational renewal and upgrade of community infrastructure across the Shire with Council's capital investment in the last 5 years exceeding \$200 million by the end of June 2024.

Some key projects include this year are the renewal and upgrade of the Tom Price Administration Facility, new Minna Oval Sports Pavilion, new Men's Shed in Onslow, Ocean View Caravan Park upgrade, Bike Parks for Onslow, Paraburdoo and Pannawonica to name a few. Planning is also well underway for the new Town Jetty and seawall extension in Onslow.

The Shire of Ashburton has continued to provide our state and

nation with high economic performance and wealth. Our Shire delivers a sizeable 38.3%, or \$38.6 billion, of WA's Gross Regional Product and 1.9% of Australia's Gross Domestic Product of \$2.02 trillion.

Our important role in actively shaping our country's strong economic future cannot be understated.

In our unique Pilbara environment, opportunities can be found everywhere and, as a Council, we are constantly seeking to innovate and improve our systems and planning.

Local Government elections will be held in October 2023. I encourage all members of our community to actively participate in this process. For those Councillors seeking re-election I wish you the best of luck and for those finishing your service to the community I thank you for your efforts.

Finally, I would like to acknowledge the great work of Councillors and staff who continue to work tirelessly to deliver results for our community.

Cr Kerry White
Shire President

The Council



Shire President
Cr Kerry White
Onslow Ward
Term: 2019 - 2023



Cr Linton Rumble JP
Paraburdoo Ward
Term: 2019 - 2023



Deputy Shire President
Cr Matthew Lynch
Tom Price Ward
Term: 2021 - 2025



Cr Alana Sullivan
Paraburdoo Ward
Term: 2021 - 2025



Cr Audra Smith
Tom Price Ward
Term: 2021 - 2025



Cr Jamie Richardson
Tableland Ward
Term: 2019 - 2023



Cr Tina Mladenovic
Tom Price Ward
Term: 2021 - 2023



Cr Rory de Pledge
Ashburton Ward
Term: 2019 - 2023



Cr Melanie Gallanagh
Pannawonica Ward
Term: 2021 - 2025



Chief Executive Officer's Foreword



Our budget for 2023-2024 will focus on the delivery of key community amenities for our towns as well as continued investment into our organisation in order to continue to deliver quality service to our communities.

Over the past three years, the Shire of Ashburton has delivered \$170 million in capital projects to ensure essential physical infrastructure is in place to attract and retain our vibrant and active communities across the towns of Tom Price, Onslow, Paraburdoo and Pannawonica.

A highlight of the 2023-2024 budget, will be the commencement of the renewal and upgrade of the Tom Price Administration Facility. This will provide a contemporary working environment that will assist the Shire attract and retain key human resources needed to deliver on Council's vision of providing **opportunity to community**.

In line with Council's vision, and the Strategic Community Plan 2022-2032, future proofing our towns will remain a priority. Our Community Lifestyle and Infrastructure Plan for Tom Price and Paraburdoo provide Council with clear direction for future development of Tom Price as a sustainable hub with future tourism, industry and commercial opportunities, and also opportunities for Paraburdoo. Supported by community partner, Rio Tinto, and the Pilbara Development Commission, the proposed masterplan is expected to be considered by Council later in the year.

On the coast, we continue to work with industry partners, Chevron, State Government and local businesses to ensure our

community continues to benefit and grow with continued investment into the area.

In the current high inflation environment, the rating increase for 2023-2024 has been able to be kept at a modest 3.95%. Sustained rate revenue growth from new mining and industrial developments has largely made this possible. This continues a 5 year trend of sub inflation rate increases however rate revenue has increased by 48% since 2019-2020.

The Shire's Long-Term Financial Plan (LTFP) and Integrated Planning and Reporting Framework (IPR) will be reviewed during 2023-24 to ensure that prudent financial decisions continue to be made to address current needs together with safeguarding the Shire's long term financial sustainability.

Investment in our internal systems and processes to ensure our people can work effectively and efficiently and provide a high level of customer service to our residents will continue to be a focus in 2023-2024 with a number of system upgrades planned.

I would like to acknowledge the Council and Shire President for their leadership and vision and I am proud to continue to deliver to our communities.

Kenn Donohoe
Chief Executive Officer

opportunity to community

We will be a welcoming, sustainable, and socially active district, offering a variety of opportunities to community.



At the Shire of Ashburton, we are dedicated to developing vibrant, active, and connected communities.

We work closely with mining and other resource companies to identify areas to add value and contribute to people's health and wellbeing, both today and in the future.

In our unique Pilbara environment, opportunities can be found everywhere. We believe that social values are worth fighting for, and that everyone deserves to share in the richness created from where we choose to invest, live, and visit.

By delivering opportunity to community, we can all make a real and lasting difference.



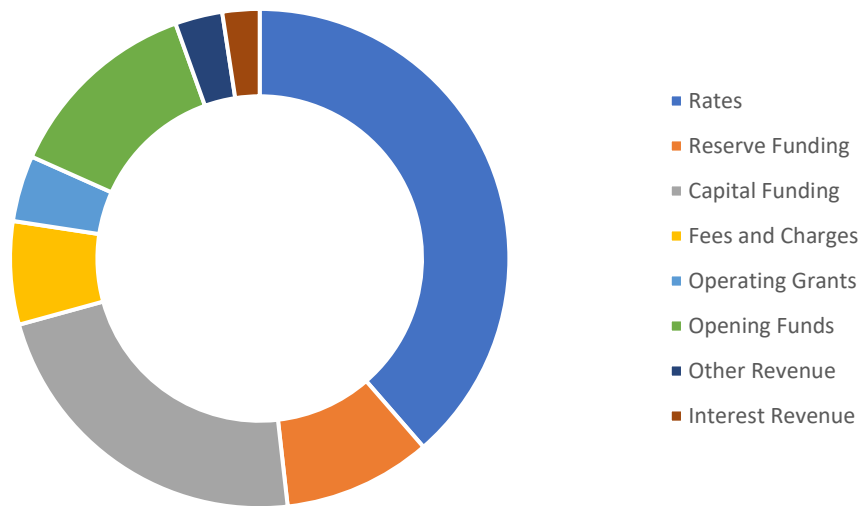
Budget Analysis and Summary

The 2023-2024 Annual Budget represents a cash commitment of approximately \$120 million.

The need to continue to deliver quality services, across four townsites over an area half the size of Victoria, remains a priority, with Council mindful the district has a very diverse socio-economic population and a one-size-fits-all approach is unlikely to be sustainable, nor palatable.

Operating Revenue

Rate revenues represents approximately 40% of the total revenue applicable to this budget, categorised as below -



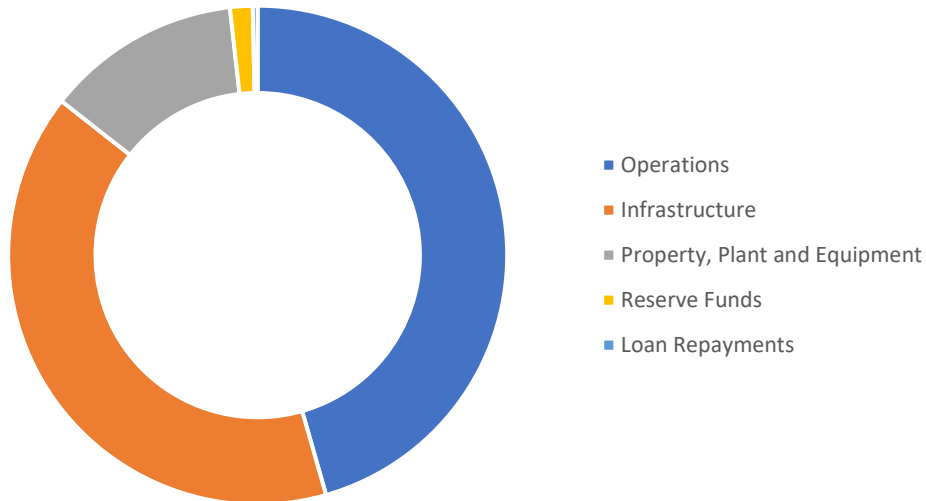
Works included in this financial year include, although are not limited to -

- Commencement of construction of Minna Oval Sports Pavilion \$5 million
- Commencement of construction of Tom Price Administration Facility \$5 million
- Onslow Bike Path \$3 million
- Stage 3 of the Ocean View Caravan Park \$8 million
- Onslow Town Jetty \$15 million
- Commencement of Seawall Extension works in Onslow \$5 million
- Upgrades to the foreshore next to the ANZAC Memorial in Onslow
- Bike tracks at Pannawonica and Paraburdoo \$4 million
- \$3.46 million towards Road renewal

Council is fortunate to enjoy the support of State and Federal Government and resource sector partners (such as Chevron, BHP and Rio Tinto) for capital works and the supply of community programs.

Expense

Operations is the greatest are of expense for the Shire, which covers employment costs, contractors, utilities, and insurance expense, and is estimated at \$72.0 million (46% of expense).



Council's capital works program is higher than the budget set last year, due to a number of significant new capital projects and carried forward items. A summary of capital works by class is below -

- Land and Buildings - \$15.9 million
- Plant and Machinery - \$3.3million
- Furniture and Equipment - \$0.6 million
- Airport works - \$1.6 million
- Coastal Infrastructure - \$21.2 million
- Parks and Recreation - \$23.7 million
- Regional Waste Facility - \$3.7 million
- Roads - \$3.6 million
- Town Infrastructure - \$4.4 million

Transfers to Reserve of \$13.7 million are budgeted as Council prepares for significant projects in the early years of the Long-Term Financial Plan.

Included Significant Projects

Ocean View Caravan Park - Stages 3 and 4

Tourism is a key economic driver for the Shire with approximately 365,000 visitors to the Shire in 2019 (Tourism Research Australia, 2020) providing an economic benefit of more than \$150 million - almost 30% of the total output of the Pilbara region.

The Shire is enjoying sustained high visitor rates which is expected to continue into the future.

With a number of tourism initiatives also in the pipeline, the Shire of Ashburton is investing in an additional expansion of the Ocean View Caravan Park, having purchased land which was previously used for overflow camping purposes.

With panoramic ocean views, stages 3 and 4 development of the caravan park is an estimated \$13.5 million construction project with works to include two-storey chalets and a further 80 caravan / camping sites, new amenities, landscaping, roads and services.

\$8 million has been provided in the 2023/24 budget with the balance to be funded in the 2024/25 budget.



Tom Price Administration Facility

The current Tom Price Administration facility which was built in 1983 is no longer fit for purpose and cannot provide the function of a contemporary building nor can it accommodate the size of Council's office-based workforce.

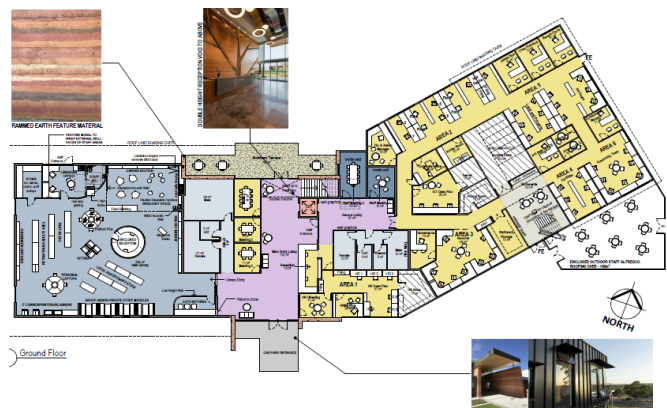
Council approved concept plans for a new Tom Price Administration Facility in April 2023, with an estimated cost in the region of \$25 million.

Council is currently exploring funding options and investigating external project contributions.

\$5 million from existing reserves has been provided in the 2023/24 budget to commence the development.

A construction tender is expected to be issued towards the end of the 2023/24 budget year.

The majority of construction will occur during 2024/25.



Onslow Bike Park

The new Bike Park facility is adjacent to the existing skate park and the first phase of a masterplan vision to create a future youth precinct in the area.

The first phase will include the construction of a Jump Track, Pump Track and a Learn to Ride Area.

Funding for this facility estimated at \$4 million is proposed to come from the Chevron Australia Pty Ltd Community Development Fund.

Construction is expected to commence in February 2024 and be completed by August 2024.

Mina Oval Sports Club

Existing playing fields are over utilised. Developing enhanced amenities and facility at Minna Oval will offer greater variety of sporting options in Tom Price and open opportunities for other popular and emerging sports.

Area W is currently the only location readily available for this purpose and has been identified in Council's Community Infrastructure and Lifestyle Plan (CLIP) and Long-Term Financial Plan (LTFP) as a priority project.

The proposed development estimated at \$15 million will be delivered as part of the Inspire Community Partnership Agreement with Rio Tinto.

\$5 million has been provided in the 2023/24 budget to commence the development.

A construction tender is expected to be issued towards the end of the 2023/24 budget year.

The majority of construction will occur during 2024/25.



Budget Statements

Statement of Comprehensive Income

By Nature and Type	Note	2023-2024	2022-2023	2022-2023
		Budget \$	Actual \$	Budget \$
Revenue				
Rates	2	55,269,069	51,938,722	52,255,600
Operating Grants, Subsidies and Contributions	11	6,129,125	6,646,201	6,862,900
Fees and Charges	18	9,557,000	8,297,452	7,510,700
Interest Revenue	12	3,445,700	1,261,561	1,525,500
Other Revenue	12	4,387,931	817,512	3,432,600
		78,788,825	68,961,448	71,587,300
Expense				
Employee Costs		(23,800,900)	(19,190,942)	(23,488,300)
Materials and Contracts		(29,599,063)	(17,495,016)	(29,256,800)
Utility Charges		(1,675,900)	(1,446,742)	(1,585,400)
Depreciation on Non-Current Assets	6	(14,105,200)	(14,105,200)	(14,105,200)
Interest Expense	12	(43,000)	(62,115)	(58,100)
Insurance Expense		(1,508,100)	(1,369,248)	(1,248,600)
Other Expenditure		(1,350,700)	(776,251)	(1,172,600)
		(72,082,863)	(54,445,514)	(70,915,000)
Sub-Total		6,705,962	14,515,934	672,300
Other Items				
Capital grants, subsidies and contributions	11	32,232,351	12,771,906	15,921,500
Profit on Asset Disposal	5	652,700	60,610	162,604
Loss on Asset Disposal	5	(81,900)	(13,093)	(163,756)
Other Required Adjustments				-
		32,803,151	12,819,423	15,920,348
Sub-Total		39,509,113	27,335,357	16,592,648
Other Comprehensive Income				
Changes on Revaluation of Non-Current Assets		-	-	-
		-	-	-
Total Comprehensive Income		39,509,113	27,335,357	16,592,648

This statement is to be read in conjunction with the accompanying notes.



Statement of Cash Flows

		2023-2024	2022-2023	2022-2023
		Budget	Actual	Budget
	Note	\$	\$	\$
Cash Flows from Operating Activities				
Receipts				
Rates	2	55,269,069	51,772,027	52,255,600
Operating Grants, Subsidies and Contributions	11	6,129,125	5,666,607	6,862,900
Fees and Charges	18	9,557,000	8,297,452	7,510,700
Service Charges		-	-	-
Interest Earnings	12	3,445,700	1,261,561	1,525,500
Goods and Services Tax received		1,000,000	467,905	-
Other Revenue	12	4,387,931	817,512	3,432,600
		79,788,825	68,283,064	71,587,300
Payments				
Employee Costs		(23,800,900)	(19,239,561)	(23,488,300)
Materials and Contracts		(29,599,063)	(21,073,366)	(29,256,800)
Utility Charges		(1,675,900)	(1,446,742)	(1,585,400)
Interest Expense	12	(43,000)	(69,252)	(58,100)
Insurance Expense		(1,508,100)	(1,369,248)	(1,248,600)
Goods and Services Tax Paid		(1,000,000)	-	-
Other Expenditure		(1,350,700)	(776,251)	(1,172,600)
		(58,977,663)	(43,974,420)	(56,809,800)
Net Cash Provided By (Used In) Operating Activities	4	20,811,162	24,308,644	14,777,500
Cash Flows from Investing Activities				
Payments for purchase of Property, Plant and Equipment	5	(19,988,879)	(7,093,115)	(12,321,400)
Payments for purchase of Infrastructure	5	(63,356,224)	(24,060,764)	(36,714,500)
Capital grants, subsidies and contributions	11	32,232,351	6,991,251	15,921,500
Proceeds from sale of property, plant and equipment	5	1,007,700	321,001	939,000
Net Cash Provided By (Used In) Investing Activities		(50,105,052)	(23,841,627)	(32,175,400)
Cash Flows from Financing Activities				
Repayment of Borrowings	7	(426,500)	(492,863)	(492,861)
Payment for Principal Elements of Lease Payments	8	(67,600)	(65,398)	-
Net Cash Provided By (Used In) Financing Activities		(494,100)	(558,261)	(492,861)
Net Increase (Decrease) in Cash Held		(29,787,990)	(91,244)	(17,890,761)
Cash at Beginning of the Year		71,628,996	71,720,364	71,717,679
Cash and Cash Equivalents at the End of the Year	4	41,841,006	71,629,120	53,826,918

This statement is to be read in conjunction with the accompanying notes.

Rate Setting Statement

		2023-2024	2022-2023	2022-2023
	Note	Budget	Actual	Budget
		\$	\$	\$
Operating Activities				
Revenue from Operating Activities				
Rates	2	55,269,069	51,938,722	52,255,600
Operating Grants, Subsidies and Contributions	11	6,129,125	6,646,201	6,862,900
Fees and Charges	18	9,557,000	8,297,452	7,510,700
Interest Revenue	12	3,445,700	1,261,561	1,525,500
Other Revenue	12	4,387,931	817,512	3,432,600
Proffit on Asset Disposals	5	652,700	60,610	162,604
		79,441,525	69,022,058	71,749,904
Expense from Operating Activities				
Employee Costs		(23,800,900)	(19,190,942)	(23,488,300)
Materials and Contracts		(29,599,063)	(17,495,016)	(29,256,800)
Utility Charges		(1,675,900)	(1,446,742)	(1,585,400)
Depreciation on Non-Current Assets	6	(14,105,200)	(14,105,200)	(14,105,200)
Finance Costs	12	(43,000)	(62,115)	(58,100)
Insurance		(1,508,100)	(1,369,248)	(1,248,600)
Other Expenditure		(1,350,700)	(776,254)	(1,172,600)
Loss on Asset Disposals	5	(81,900)	(13,093)	(163,756)
		(72,164,763)	(54,458,610)	(71,078,756)
Non-Cash Amounts Excluded from Operating Activities	4	13,534,400	14,057,683	14,106,352
		13,534,400	14,057,683	14,106,352
Amount Attributed to Operating Activities		20,811,162	28,621,131	14,777,500



		2023-2024	2022-2023	2022-2023
	Note	Budget	Actual	Budget
		\$	\$	\$
Investing Activities				
Inflows from investing activities				
Capital grants, subsidies and contributions	11	32,232,351	12,771,906	15,921,500
Proceeds from Disposal of Assets	5	1,007,700	321,001	939,000
		33,240,051	13,092,907	16,860,500
Outflows from investing activities				
Payments for Property, Plant and Equipment	5	(19,988,879)	(7,093,115)	(12,321,400)
Payments for construction of infrastructure	5	(63,356,224)	(24,060,764)	(36,714,500)
		(83,345,103)	(31,153,879)	(114,498,982)
Amount Attributed to Investing Activities		(50,105,052)	(18,060,972)	(64,906,941)
Financing Activities				
Inflows from financing activities				
Transfers from reserve accounts	9	13,733,463	7,308,897	12,491,500
		13,733,463	7,308,897	12,491,500
Outflows from financing activities				
Repayment of borrowings	7	(426,500)	(492,863)	(492,861)
Payments for principal portion of lease liabilities	8	(67,600)	(65,398)	-
Transfers to reserve accounts	9	(2,320,700)	(4,976,808)	(6,065,028)
		(2,814,800)	(5,535,070)	(6,557,889)
Amount attributable to financing activities		10,918,663	1,773,827	5,933,611
Movement in Surplus or Deficit				
Surplus or deficit at the start of the financial year	3	18,375,227	6,041,367	11,464,289
Amount attributable to operating activities		20,811,162	28,621,131	14,777,500
Amount attributable to investing activities		(50,105,052)	(18,060,972)	(32,175,400)
Amount attributable to financing activities		10,918,663	1,773,827	5,933,611
Surplus or deficit at the end of the financial year	3	-	18,375,353	-

This statement is to be read in conjunction with the accompanying notes.

Notes to the Budget Statements



1 - Basis of Preparation, Key Terms and Reporting Programs

The annual budget has been prepared in accordance with Australian Accounting Standards (as they apply to local governments and not-for-profit entities) and interpretations of the Australian Accounting Standards Board, and the *Local Government Act 1995* and accompanying regulations.

The *Local Government Act 1995* and accompanying Regulations take precedence over Australian Accounting Standards where they are inconsistent.

The *Local Government (Financial Management) Regulations 1996* specify that vested land is a right-of-use asset to be measured at cost. All right-of-use assets (other than vested improvements) under zero cost concessionary leases are measured at zero cost rather than at fair value. The exception is vested improvements on concessionary land leases such as roads, buildings or other infrastructure which continue to be reported at fair value, as opposed to the vested land which is measured at zero cost. The measurement of vested improvements at fair value is a departure from AASB 16 which would have required the Shire to measure any vested improvements at zero cost.

Accounting policies which have been adopted in the preparation of this annual budget have been consistently applied unless stated otherwise. Except for cash flow and rate setting information, the budget has been prepared on the accrual basis and is based on historical costs, modified, where applicable, by the measurement at fair value of selected non-current assets, financial assets and liabilities.

Financial reporting disclosures in relation to assets and liabilities required by the Australian Accounting Standards have not been made unless considered important for the understanding of the budget or required by legislation.

The local government reporting entity

All funds through which the Shire of Ashburton controls resources to carry on its functions have been included in the financial statements forming part of this annual budget.

In the process of reporting on the local government as a single unit, all transactions and balances between those Funds (for example, loans and transfers between Funds) have been eliminated.

All monies held in the Trust Fund are excluded from the financial statements. A separate statement of those monies appears at Note 17 to the annual budget.

2022/23 actual balances

Balances shown in this budget as at 2022/23 Actual are estimates as forecast at the time of preparation of the annual budget and are subject to final adjustments.

Budget comparative figures

The budget comparative figures shown in the budget relate to the original budget estimates for the relevant item of disclosure.

Comparative Figures

Where required, comparative figures have been adjusted to conform with changes in presentation for the current financial year.

Initial application of accounting standards

During the budget year, the below revised Australian Accounting Standards and Interpretations are expected to be compiled, become mandatory and be applicable to its operations.

- AASB 2021-2 Amendments to Australian Accounting Standards
 - Disclosure of Accounting Policies or Definition of Accounting Estimates
- AASB 2021-6 Amendments to Australian Accounting Standards
 - Disclosure of Accounting Policies: Tier 2 and Other Accounting Standards
- AASB 2022-7 Editorial Corrections to Australian Accounting Standards and Repeal of Superseded and Redundant Standards

It is not expected these standards will have an impact on the annual budget.

New accounting standards for application in future years

The following new accounting standards will have application to local government in future years:

- AASB 2014-10 Amendments to Australian Accounting Standards
 - Sale or Contribution of Assets between an Investor and its Associate or Joint Venture
- AASB 2020-1 Amendments to Australian Accounting Standards
 - Classification of Liabilities as Current or Non-current
- AASB 2021-7c Amendments to Australian Accounting Standards
 - Effective Date of Amendments to AASB 10 and AASB 128 and Editorial Corrections [deferred AASB 10 and AASB 128 amendments in AASB 2014-10 apply]
- AASB 2022-5 Amendments to Australian Accounting Standards
 - Lease Liability in a Sale and Leaseback
- AASB 2022-6 Amendments to Australian Accounting Standards
 - Non-current Liabilities with Covenants
- AASB 2022-10 Amendments to Australian Accounting Standards
 - Fair Value Measurement of Non-Financial Assets of Not-for-Profit Public Sector Entities

It is not expected these standards will have an impact on the annual budget.

Judgements, estimates and assumptions

The preparation of the annual budget in conformity with Australian Accounting Standards requires management to make judgements, estimates and assumptions that effect the application of policies and reported amounts of assets and liabilities, income and expenses.

The estimates and associated assumptions are based on historical experience and various other factors that are believed to be reasonable under the circumstances; the results of which form the basis of making the judgements about carrying values of assets and liabilities that are not readily apparent from other sources. Actual results may differ from these estimates.

The balances, transactions and disclosures impacted by accounting estimates are as follows:

- estimated fair value of certain financial assets
- estimation of fair values of land and buildings and investment property
- impairment of financial assets
- estimation uncertainties and judgements made in relation to lease accounting
- estimated useful life of assets

Rounding off figures

All figures shown in this statement are rounded to the nearest dollar.



Revenues

Rates

All rates levied under the *Local Government Act 1995*. Includes general, differential, specific area rates, minimum payment, interim rates, back rates, ex-gratia rates, less discounts and concessions offered. Exclude administration fees, interest on instalments, interest on arrears, service charges and sewerage rates.

Operating Grants, Subsidies and Contributions

All amounts received as grants, subsidies and contributions that are not capital grants.

Capital Grants, Subsidies and Contributions

Amounts received specifically for the acquisition, construction of new or the upgrading of non-current assets paid to a local government, irrespective of whether these amounts are received as capital grants, subsidies, contributions or donations.

Revenue from Contracts with Customers

Revenue from contracts with customers is recognised when the local government satisfies its performance obligations under the contract.

Fees and Charges

Revenue (other than service charges) from the use of facilities and charges made for local government services, sewerage rates, rentals, hire charges, fee for service, photocopying charges, licences, sale of goods or information, fines, penalties and administration fees. Local governments may wish to disclose more detail such as rubbish collection fees, rental of property, fines and penalties, other fees and charges.

Service Charges

Service charges imposed under *Division 6 of Part 6 of the Local Government Act 1995*. *Regulation 54 of the Local Government (Financial Management) Regulations 1996* identifies the charges which can be raised. These are television and radio broadcasting, underground electricity and neighbourhood surveillance services and water.

Exclude rubbish removal charges which should not be classified as a service charge. Interest and other items of a similar nature received from bank and investment accounts, interest on rate instalments, interest on rate arrears and interest on debtors.

Interest Earnings

Interest and other items of a similar nature received from bank and investment accounts, interest on rate instalments, interest on rate arrears and interest on debtors.

Other Revenue / Income

Other revenue, which cannot be classified under the above headings, includes dividends, discounts, and rebates etc.

Profit on Asset Disposal

Gain on the disposal of assets including gains on the disposal on long-term investments.

Expenses

Employee Costs

All costs associated with the employment of a person such as salaries, wages, allowances, benefits such as vehicle and housing, superannuation, employment expenses, removal expenses, relocation expenses, worker's compensation insurance, training costs, conferences, safety expenses, medical examinations, fringe benefit tax, etc.

Materials and Contracts

All expenditures on materials, supplies and contracts not classified under other headings. These include supply of goods and materials, legal expenses, consultancy, maintenance agreements, communication expenses (such as telephone and internet charges), advertising expenses, membership, periodicals, publications, hire expenses, rental, leases, postage and freight etc. Local governments may wish to disclose more detail such as contract services, consultancy, information technology and rental or lease expenditures.

Utilities (Gas, Electricity, Water, etc.)

Expenditures made to the respective agencies for the provision of power, gas or water. Exclude expenditures incurred for the reinstatement of roadwork on behalf of these agencies.

Insurance

All insurance other than worker's compensation and health benefit insurance included as a cost of employment.

Loss on Asset Disposal

Loss on the disposal of fixed assets.

Depreciation on Non-Current Assets

Depreciation and amortisation expense raised on all classes of assets.

Finance Costs

Interest and other costs of finance paid, including costs of finance for loan debentures, overdraft accommodation and refinancing expenses.

Other Expenditure

Statutory fees, taxes, provision for bad debts, member's fees or levies including DFES levy and State taxes. Donations and subsidies made to community groups.



Reporting Programs

In order to discharge its responsibilities to the community, Council has developed a set of operational and financial objectives. These objectives have been established both on an overall basis, reflected by the Shire's Community Vision, and for each of its broad activities / programs.

Governance

To provide a decision making process for the efficient allocation of scarce resources. Includes the activities of members of Council and the administrative support available to the Council for the provision of governance of the district. Other costs relate to the task of assisting elected members and ratepayers on matters which do not concern specific local government services.

General Purpose Funding

To collect revenue to allow for the provision of services. Consists of rates, general purpose government grants and interest revenue.

Law, Order and Public Safety

To provide services to help ensure a safer and environmentally conscious community. Includes supervision and enforcement of various local laws relating to fire prevention, animal control and other aspects of public safety including emergency services.

Health

To provide an operational framework for environmental and community health. Focuses on food safety, traders permits, septic approvals, analysis of drinking water, public pool safety, monitoring and control of mosquitoes, noise - dust or odour complaints, public building inspections, Environmental Health support to Aboriginal communities, provision of public information on issues such as asbestos, mosquitoes, food hygiene.

Education and Welfare

To provide services to disadvantaged persons, the elderly, children and youth. Involves maintenance of pre-school facilities and donations to schools. Assistance to welfare groups and youth services is also included.

Housing

To manage housing. Involves the management and maintenance of staff and rental housing.

Community Amenities

To provide services required by the community. Includes rubbish collection services, operation of rubbish disposal sites, litter control, construction and maintenance of urban storm water drains, protection of the environment and administration of the town planning scheme, cemeteries and public conveniences.

Recreation and Culture

To establish and effectively manage infrastructure and resources which help the social well being of the community. Includes maintenance of public halls, swimming pools, various sporting facilities. Provision and maintenance of parks, gardens and playgrounds. Operation of library services in Tom Price, Onslow, Pannawonica and Paraburdoo.

Transport

To provide safe, effective and efficient transport services to the community. Includes construction and maintenance of roads, streets, footpaths, depots, bridges and street lighting. Operation and development of the Onslow airport. Purchase, maintenance and disposal of Council's Road Plant.

Economic Services

To help promote the Shire and improve its economic wellbeing. Includes building control, management of tourist bureau, tourism and area promotion and standpipes.

Other Property and Services

To monitor and control operating accounts. Private works operation, plant repairs and operation costs, stock and materials, salaries and wages of Shire employees.

2 - Rates and Service Charges

Rating Information

Rate Type	Rate in \$ / Minimum Payment	Number of Properties	Rateable Value \$	2023-2024 Budget \$	2023-2024 Interim / Back \$	2023-2024 Budget \$
General rates						
<u>Gross Rental Value</u>						
Residential / Community	0.09756	2,239	49,004,416	4,780,871	-	4,780,871
Commercial / Industrial	0.08907	140	14,430,474	1,285,322	-	1,285,322
Transient Workforce Accom.	0.17814	20	18,795,480	3,348,227	-	3,348,227
		2,399	82,230,370	9,414,420	-	9,414,420
<u>Unimproved Value</u>						
Pastoral	0.13529	31	6,794,989	919,294	-	919,294
Non-Pastoral	0.38568	651	110,942,453	42,788,285	1,000,000	43,788,285
		682	117,737,442	43,707,579	1,000,000	44,707,579
Total general rates		3,081	199,967,812	53,121,999	1,000,000	54,121,999
Minimum payment						
<u>Gross Rental Value</u>						
Residential / Community	1,310	351	3,151,704	459,810	-	459,810
Commercial / Industrial	1,310	43	259,119	56,330	-	56,330
Transient Workforce Accom.	1,310	4	80	5,240	-	5,240
		398	3,410,903	521,380	-	521,380
<u>Unimproved Value</u>						
Pastoral	1,310	3	9,529	3,930	-	3,930
Non-Pastoral	1,310	466	711,718	610,460	-	610,460
		469	721,247	614,390	-	614,390
Total minimum payments		867	4,132,150	1,135,770	-	1,135,770
Total general rates and minimum payments		3,948	204,099,962	54,257,769	1,000,000	55,257,769
Ex-Gratia Rates						11,300
						11,300
Total rates						55,269,069



Rate Information Continued

Rating Overview

The rating system is the means by which the Shire is able to raise sufficient revenue to pay for the services it provides. The methodology is designed to ensure all property owners make a reasonable rate contribution, taking into account an owner's ability to pay, and ensuring no sector is rated excessively.

All land, (other than exempt land) in the Shire of Ashburton is rated according to its Gross Rental Value (GRV) in townsites or Unimproved Value (UV) in the remainder of the Shire of Ashburton.

The general rates detailed for the 2023-2024 financial year have been determined by Council on the basis of raising the revenue required to meet the deficiency between the total estimated expenditure proposed in the budget and the estimated revenue to be received from all sources other than rates, and also considering the extent of any increase in rating over the level adopted in the previous year.

The minimum payment, as set, has been determined by Council on the basis all ratepayers must make a reasonable contribution to the cost of local government services and facilities.

Differential rating

In accordance with section 6.33 of the *Local Government Act 1995*, a local government may impose differential rates according to any, or a combination, of the following characteristics -

- The purpose for which the land is zoned under a local planning scheme in force;
- The predominant purpose for which the land is held or used as determined by the local government; and / or
- Whether or not the land is vacant land.

Differential Classifications

For the purpose of the Differential Rating Classifications, the following applies -

- Residential and Community - GRV
This differential rate is applicable to GRV properties having a predominant land use of residential or used by organisations involved in activities for community benefit, including Arts and Craft facilities, Youth Centres, Day Care Centres, Sporting Grounds and Clubs (which do not run a commercial business / kitchen) and health and emergency service facilities.

The Residential and Community – GRV rate in the dollar applied is to reflect the financial impact and costs to provide community services and activities as well as maintain the Shire's infrastructure and to further the Shire's strategic goals to encourage and support residential development in the town sites and organisations which contribute toward a safe, healthy, cohesive, and vibrant community.

- Commercial and Industrial - GRV
This rate is applicable to properties having a predominant land use of commercial or industrial, including Hotels, Shops, Restaurants and Offices as well as Roadhouses, Tourist Centres, Caravan Parks and Holiday Accommodation.

The Commercial and Industrial - GRV rate in the dollar applied is to reflect the financial impact and costs these activities have on Shire infrastructure and services.

The objective is to raise revenue to contribute toward associated costs, which may include, although are not limited to, increased service levels in the following areas – litter collection in relevant areas, complexity in building control, traffic

Rate Information Continued

- **Transient Workforce Accommodation - GRV**

This differential rate is applicable to GRV properties having a predominant land use of transient workforce accommodation.

The Transient Workforce Accommodation - GRV rate in the dollar applied is to reflect the financial impact and costs to infrastructure and facilities available to Fly In, Fly Out workers in the same manner they are available to other residents of the Shire. Transient Workforce Accommodation properties have the potential to have a greater impact on Council assets and services than other properties due to the high-density number of occupants in a relatively small land parcel e.g., bus coaches of Fly In, Fly Out workers using local roads. Therefore, a higher differential rate is proposed compared to other GRV rating categories.

- **Pastoral - UV**

This rate is applicable only to UV properties issued with pastoral leases granted by the State Government.

The Pastoral - UV rate in the dollar applied is lower than the Non-Pastoral - UV rate in the dollar to recognise -

- The impact economic and climatic fluctuations have on the financial capacity to pay,
- The lower overall level of impact pastoral activities generally have on infrastructure and facilities such as road infrastructure and recreation facilities, and
- The permanent nature of pastoral businesses relevant to mining and other non-pastoral businesses.

Variation in Adopted Differential Rates to Local Public Notice

The advertised rate in the dollar for the UV - Pastoral differential general rate of \$0.19691 was reduced on adoption to \$0.13529 to offset not providing a separate concession to this differential rating category.



Interest Charges and Instalments

The following instalment options are available to ratepayers for the payment of rates and service charges -

Instalment Option	Due Date	Instalment Plan Administration Charge \$	Instalment Plan Interest Rate %	Unpaid Rates Interest Rate %
Option One				
Single Full Payment	08-Sep-23	-	-	11.0
Option Two				
First Instalment	08-Sep-23	-	-	11.0
Second Instalment	08-Jan-24	16.50	5.5	11.0
Option Three				
First Instalment	08-Sep-23	-	-	11.0
Second Instalment	09-Nov-23	16.50	5.5	11.0
Third Instalment	08-Jan-24	16.50	5.5	11.0
Fourth Instalment	07-Mar-24	16.50	5.5	11.0

	2023-2024 Budget \$	2022-2023 Actual \$	2022-2023 Budget \$
Revenue from Interest Charges and Instalments			
Instalment Plan Administration Charge	7,000	-	7,700
Instalment Plan Interest	20,000	34,386	15,000
Unpaid Rates and Service Charge Interest	30,000	34,214	50,500
	57,000	68,600	73,200

Rate Concessions

	Discount %	2023-2024 Budget \$	2022-2023 Actual \$	2022-2023 Budget \$
UV Pastoral				
Pastoral leaseholders will be eligible for a 30.0% concession, to a maximum reduction no lower than the Minimum Payment. The object of this concession is to ameliorate the added hardship continuing to impact the pastoral sector caused by the COVID-19 pandemic.		-	388,700	400,000
Concessions will not be provided to Pastoral leaseholders in 2023-2024 as the rate in the dollar applied to UV Pastoral Rate assessments has been reduced by an equivalent amount		-		
		-	388,700	400,000



3 - Net Current Assets

Composition of Estimated Net Current Assets

		2023-2024	2022-2023	2022-2023
	Note	Budget	Actual	Budget
		\$	\$	\$
Current Assets				
Cash and Cash Equivalents - Unrestricted	4	41,841,006	71,628,996	53,826,918
Financial Assets		-	-	-
Receivable		2,600,585	2,600,585	1,557,518
Contract Assets		-	-	325,208
Inventories		289,815	289,815	256,473
Other assets		1,167,241	1,167,241	-
		45,898,647	75,686,637	55,966,117
Less: Current Liabilities				
Trade and Other Payables		(2,705,745)	(2,705,745)	(4,012,274)
Contract Liabilities		(784,214)	(392,107)	-
Capital grant/contribution liability		(7,388,702)	(7,388,702)	(9,411,852)
Lease Liability	8	(67,600)	(67,600)	-
Long Term Borrowings	7	(426,500)	(426,500)	492,861
Employee Provisions		(2,068,376)	(2,068,376)	(1,990,910)
Other provisions				
		(13,441,137)	(13,049,030)	(14,922,175)
Net Current Assets		32,457,510	62,637,607	41,043,942
Adjustments				
Total Adjustments to Net Current Assets	3	(32,457,510)	(44,262,380)	(41,043,942)
Net Current Assets Used in the Rate Setting Statement		0	18,375,227	-

Explanation of Difference in Net Current Assets and Surplus / (Deficit)

Items Excluded from Calculation of Budgeted Deficiency

When calculating the budget deficiency for the purpose of Section 6.2 (2)(c) of the *Local Government Act 1995* the following amounts have been excluded as provided by *Local Government (Financial Management) Regulation 32* which will not fund the budget expenditure.

		2023-2024	2022-2023	2022-2023
	Note	Budget	Actual	Budget
		\$	\$	\$
Adjustments to operating activities				
Less: Profit on Asset Disposals	5	(652,700)	(60,610)	(162,604)
Add: Loss on asset disposals	5	81,900	13,093	163,756
Add: Depreciation	6	14,105,200	14,105,200	14,105,200
Total Non-Cash Amounts Excluded from Operating Activities		13,534,400	14,057,683	14,106,352
Current Assets and Liabilities Excluded from Budgeted Deficiency				
Cash - Restricted Reserves	9	(33,234,984)	(44,647,747)	(40,551,081)
Current Assets Not Expected to be Received at Year End				
- Land Held for Resale		(108,733)	(108,733)	-
- Other Liabilities		392,107	-	-
Current Assets Not Expected to be Cleared at End of Year				
- Current Portion of Borrowings		426,500	426,500	(492,861)
- Current Portion of Lease Liabilities		67,600	67,600	-
Total adjustment to net current assets		(32,457,510)	(44,262,380)	(41,043,942)



Material Accounting Policies

Current and Non-Current Classification

The asset or liability is classified as current if it is expected to be settled within the next 12 months, being the Shire's operational cycle. In the case of liabilities where the Shire does not have the unconditional right to defer settlement beyond 12 months, such as vested long service leave, the liability is classified as current even if not expected to be settled within the next 12 months. Inventories held for trading are classified as current or non-current based on the Shire's intentions to release for sale.

Trade and Other Payables

Trade and other payables represent liabilities for goods and services provided to the Shire prior to the end of the financial year that are unpaid and arise when the Shire becomes obliged to make future payments in respect of the purchase of these goods and services. The amounts are unsecured, are recognised as a current liability and are normally paid within 30 days of recognition. The carrying amounts of trade and other payables are considered to be the same as their fair values, due to their short-term nature.

Prepaid Rates

Prepaid rates are, until the taxable event has occurred (start of the next financial year), refundable at the request of the ratepayer. Rates received in advance are initially recognised as a financial liability. When the taxable event occurs, the financial liability is extinguished and the Shire recognises revenue for the prepaid rates that have not been refunded.

Inventories

General

Inventories are measured at the lower of cost and net realisable value. Net realisable value is the estimated selling price in the ordinary course of business less the estimated costs of completion and the estimated costs necessary to make the sale.

Superannuation

The Shire contributes to a number of superannuation funds on behalf of employees. All funds to which the Shire contributes are defined contribution plans.

Land Held for Resale

Land held for development and sale is valued at the lower of cost and net realisable value. Cost includes the cost of acquisition, development, borrowing costs and holding costs until completion of development. Finance costs and holding charges incurred after development is completed are expensed. Gains and losses are recognised in profit or loss at the time of signing an unconditional contract of sale if significant risks and rewards, and effective control over the land, are passed on to the buyer at this point. Land held for resale is classified as current except where it is held as non-current based on the Shire's intentions to release for sale.

Goods and Services Tax (GST)

Revenues, expenses and assets are recognised net of the amount of GST, except where the amount of GST incurred is not recoverable from the Australian Taxation Office (ATO). Receivables and payables are stated inclusive of GST receivable or payable. The net amount of GST recoverable from, or payable to, the ATO is included with receivables or payables in the statement of financial position. Cash flows are presented on a gross basis. The GST components of cash flows arising from investing or financing activities which are recoverable from, or payable to, the ATO are presented as operating cash flows.

Contract Liabilities

Contract liabilities represent the Shire's obligation to transfer goods or services to a customer for which the Shire has received consideration from the customer. Contract liabilities represent obligations which are not yet satisfied. Contract liabilities are recognised as revenue when the performance obligations in the contract are satisfied.

Material Accounting Policies - Continued

Trade and Other Receivables

Trade and other receivables include amounts due from ratepayers for unpaid rates and service charges and other amounts due from third parties for grants, contributions, reimbursements, and goods sold and services performed in the ordinary course of business. Trade and other receivables are recognised initially at the amount of consideration that is unconditional, unless they contain significant financing components, when they are recognised at fair value.

Trade receivables are held with the objective to collect the contractual cashflows and therefore the Shire measures them subsequently at amortised cost using the effective interest rate method.

Due to the short term nature of current receivables, their carrying amount is considered to be the same as their fair value. Non-current receivables are indexed to inflation, any difference between the face value and fair value is considered immaterial.

The Shire applies the AASB 9 simplified approach to measuring expected credit losses using a lifetime expected loss allowance for all trade receivables. To measure the expected credit losses, rates receivable are separated from other trade receivables due to the difference in payment terms and security for rates receivable.

Provisions

Provisions are recognised when the Shire has a present legal or constructive obligation, as a result of past events, for which it is probable that an outflow of economic benefits will result and that outflow can be reliably measured. Provisions are measured using the best estimate of the amounts required to settle the obligation at the end of the reporting period.

Employee Benefits

Short-term employee benefits

Provision is made for the Shire's obligations for short-term employee benefits. Short term employee benefits are benefits (other than termination benefits) that are expected to be settled wholly before 12 months after the end of the annual reporting period in which the employees render the related service, including wages, salaries and sick leave. Short-term employee benefits are measured at the (undiscounted) amounts expected to be paid when the obligation is settled.

The Shire's obligations for short-term employee benefits such as wages, salaries and sick leave are recognised as a part of current trade and other payables in the determination of the net current asset position. The Shire's obligations for employees' annual leave and long service leave entitlements are recognised as provisions in the determination of the net current asset position.

Other long-term employee benefits

Long-term employee benefits provisions are measured at the present value of the expected future payments to be made to employees. Expected future payments incorporate anticipated future wage and salary levels, durations of service and employee departures and are discounted at rates determined by reference to market yields at the end of the reporting period on government bonds that have maturity dates that approximate the terms of the obligations. Any remeasurements for changes in assumptions of obligations for other long-term employee benefits are recognised in profit and loss in the periods in which the changes occur.

The Shire's obligations for long-term employee benefits are presented as non-current provisions in its statement of financial position, except where the Shire does not have an unconditional right to defer settlement for at least 12 months after the end of the reporting period, in which case the obligations are presented as current provisions.



4 - Reconciliation of Cash

Estimated Cash at End of Reporting Period

		2023-2024	2022-2023	2022-2023
		Budget	Actual	Budget
	Note	\$	\$	\$
Cash and Cash Equivalents				
Cash at Bank and on Hand		8,605,922	26,981,249	6,849,365
Term Deposits		33,235,084	44,647,747	46,977,553
		41,841,006	71,628,996	53,826,918
Held as -				
Unrestricted Cash and Cash Equivalents	3	1,217,320	19,592,547	3,863,985
Restricted Cash and Cash Equivalents	3	40,623,686	52,036,449	49,962,933
		41,841,006	71,628,996	53,826,918
Restrictions				
Cash and Cash Equivalents		40,623,686	52,036,449	49,962,933
		40,623,686	52,036,449	49,962,933
Restrictions on Cash Assets Arise From -				
Financially Backed Reserves	9	33,234,984	44,647,747	40,551,081
Unspent capital grants, subsidies and contribution liabilities		7,388,702	7,388,702	9,411,852
		40,623,686	52,036,449	49,962,933
Reconciliation of Net Cash Provided by Operating Activities to Net Result				
Net Result		39,509,113	27,335,354	16,592,648
Depreciation	6	14,105,200	14,105,200	14,105,200
(Profit) / Loss on Sale of Assets	5	(570,800)	(47,517)	1,152
(Increase)/decrease in receivables		-	(678,384)	-
(Increase)/decrease in inventories		-	(39,158)	-
(Increase)/decrease in other assets		-	(801,457)	-
Increase/(decrease) in payables		-	(3,436,651)	-
Increase/(decrease) in contract liabilities		-	391,473	-
Increase/(decrease) in employee provisions		-	251,687	-
Capital grants, subsidies and contributions		(32,232,351)	(6,991,251)	(15,921,500)
Net Cash from Operating Activities		20,811,162	24,308,641	14,777,500

Cash and Cash Equivalents

Cash and cash equivalents include cash on hand, cash at bank, deposits available on demand with banks, other short term highly liquid investments that are readily convertible to known amounts of cash and which are subject to an insignificant risk of changes in value and bank overdrafts.

Bank overdrafts are shown as short term borrowings in current liabilities.

Financial Assets and Amortised Cost

The Shire classifies financial assets at amortised costs if both of the following criteria are met:

- the asset is held within a business model whose objective is to collect the contractual cashflows, and
- the contractual terms give rise to cash flows that are solely payment of principal and interest.

5 - Fixed Assets

Acquisition of Assets

	2023-2024 Budget \$	2022-2023 Actual \$	2022-2023 Budget \$
Property, Plant and Equipment			
Buildings - Non-Specialised	-	-	5,435,500
Buildings - Specialised	14,828,179	5,342,787	4,131,400
Furniture and Equipment	630,400	222,421	389,500
Land	1,150,000	345,000	-
Plant and Machinery	3,380,300	1,182,906	2,365,000
	19,988,879	7,093,115	12,321,400
Infrastructure			
Airport	1,668,300	227,632	1,904,000
Bridges	-	-	-
Coastal Infrastructure	21,287,000	283,858	1,067,000
Drainage	1,835,000	19,077	200,000
Parks and Recreation	20,290,483	15,865,293	20,546,300
Pathways	1,030,000	-	-
Regional Waste Facility	3,729,941	812,417	3,462,500
Roads	3,460,600	5,028,340	5,029,500
Town Infrastructure	10,014,900	1,824,147	4,430,200
Waste - General	40,000	-	75,000
	63,356,224	24,060,764	36,714,500
			-
Total Asset Acquisitions by Asset Class	83,345,103	31,153,878	49,035,900

Recognition of Assets

Assets for which the fair value as at the date of acquisition is under \$5,000 are not recognised as an asset in accordance with Financial Management Regulation 17A (5). These assets are expensed immediately.

Where multiple individual low value assets are purchased together as part of a larger asset or collectively forming a larger asset exceeding the threshold, the individual assets are recognised as one asset and capitalised.

Gains and Losses on Disposals

Gains and losses on disposals are determined by comparing proceeds with the carrying amount. These gains and losses are included in profit or loss in the period which they arise.

Disposal of Assets by Class

	2023-2024 Budget Disposals Book Value \$	2023-2024 Budget Disposals Sale Proceeds \$	2023-2024 Budget Disposals Profit or Loss \$
Property, Plant and Equipment			
Plant and Machinery	436,900	1,007,700	570,800
	436,900	1,007,700	570,800
Total Disposal of Assets by Class	436,900	1,007,700	570,800

6 - Asset Depreciation

Asset Depreciation by Program

	2023-2024	2022-2023	2022-2023
	Budget	Actual	Budget
Note	\$	\$	\$
Program			
Governance	-	-	-
General Purpose Funding	-	-	-
Law, Order and Public Safety	11,900	11,900	11,900
Health	1,400	1,400	1,400
Education and Welfare	164,100	164,100	164,100
Housing	621,500	621,500	621,500
Community Amenities	1,147,100	1,147,100	1,147,100
Recreation and Culture	2,216,700	2,216,700	2,216,700
Transport	8,397,300	8,397,300	8,397,300
Economic Services	499,200	499,200	499,200
Other Property and Services	1,046,000	1,046,000	1,046,000
	14,105,200	14,105,200	14,105,200

Asset Depreciation by Class

	2023-2024	2022-2023	2022-2023
	Budget	Actual	Budget
Note	\$	\$	\$
Class			
Buildings - Specialised	3,436,500	3,436,500	3,436,500
Furniture and Equipment	151,900	151,900	151,900
Plant and Machinery	626,400	626,400	626,400
Airport	1,139,600	1,139,600	1,139,600
Drainage	565,600	565,600	565,600
Parks and Recreation	888,000	888,000	890,100
Pathways	192,300	192,300	192,300
Roads	6,822,800	6,822,800	6,822,800
Town Infrastructure	282,100	282,100	280,000
	14,105,200	14,105,200	14,105,200



Depreciation

The depreciable amount of all fixed assets including buildings but excluding freehold land, are depreciated on a straight-line basis over the individual asset's useful life from the time the asset is held ready for use. Leasehold improvements are depreciated over the shorter of either the unexpired period of the lease or the estimated useful life of the improvements.

The assets residual values and useful lives are reviewed, and adjusted if appropriate, at the end of each reporting period.

An asset's carrying amount is written down immediately to its recoverable amount if the asset's carrying amount is greater than its estimated recoverable amount.

Major depreciation periods used for each class of depreciable asset are:

Asset Class	Useful life
Buildings	15 to 100 years
Furniture and Equipment	4 to 10 years
Computer Equipment	3 years
Office Equipment	5 years
Plant and Equipment	3 to 20 years
Motor Vehicles	3 to 5 years
Infrastructure Other	10 to 100 years
Water Supply Piping & Drainage Systems	100 years
Sewerage Piping	100 years
Footpaths	35 to 50 years
Urban Roads (Sealed) Formation	Not depreciated
Pavement Base	80 years
Seal (Asphalt / Bitumen)	15 to 40 years
Other Roads (Gravel) Formation	No depreciated
Pavement Base	80 years
Gravel Sheet	12 years

7 - Borrowings

Borrowing Repayments - 2023-2024 Budget

	Principal 1 July \$	New Loans \$	Principal Repayment \$	Principal 30 June \$	Interest Expense \$
Housing					
117 - Staff Housing	0	-	-	0	-
Community Amenities					
122 - Onslow Transfer Station	720,537	-	(354,800)	365,737	(4,200)
Transport					
119 - Airport Upgrade	72,298	-	(22,500)	49,798	(19,500)
Other Property and Services					
124 - Onslow Administration Centre	507,539	-	(49,200)	458,339	(16,400)
	1,300,375	-	(426,500)	873,875	(40,100)

The Shire does not intend to undertake any new borrowings for the year ended 30 June 2024.

Borrowing Repayments - 2022-2023 Actual

	Principal 1 July \$	New Loans \$	Principal Repayment \$	Principal 30 June \$	Interest Expense \$
Housing					
117 - Staff Housing	80,060	-	(80,060)	0	(3,287)
Community Amenities					
122 - Onslow Transfer Station	1,064,620	-	(344,083)	720,537	(5,588)
Transport					
119 - Airport Upgrade	93,428	-	(21,130)	72,298	(30,161)
Other Property and Services					
124 - Onslow Administration Centre	555,130	-	(47,591)	507,539	(17,951)
	1,793,238	-	(492,863)	1,300,375	(56,988)

The Shire has no unspent borrowing funds at 30 June 2023 nor is it expected to have unspent borrowing funds as at 30 June 2024.

Borrowing Costs

Borrowing costs are recognised as an expense when incurred except where they are directly attributable to the acquisition, construction or production of a qualifying asset. Where this is the case, they are capitalised as part of the cost of the particular asset until such time as the asset is substantially ready for its intended use or sale. capitalised as part of the cost of the

General Information on Borrowings

	2023-2024	2022-2023	2022-2023
	Budget	Actual	Budget
Note	\$	\$	\$
Credit Standby Arrangements			
Credit Card Limit	60,000	60,000	50,000
Credit Card Balance at Balance Date	(20,000)	(5,843)	-
Total Amount of Credit Unused	40,000	54,157	50,000
Loan Facilities			
Loan Facilities in Use at Balance Date	873,875	1,300,375	1,300,377
Total Amount of Loans Unused	873,875	1,300,375	1,300,377

8 - Leases

Lease Liabilities - 2023-2024 Budget

Purpose	Interest Rate	Term	Principal 1 July \$	New Loans \$	Principal Repayment \$	Principal 30 June \$	Interest Expense \$
Photocopier	3%	3 years	119,764	-	(67,600)	52,164	(2,900)

The Shire does not intend to enter into any new leases in 2023-2024

Lease Liabilities - 2022-2023 Actual

Purpose	Interest Rate	Term	Principal 1 July \$	New Loans \$	Principal Repayment \$	Principal 30 June \$	Interest Expense \$
Photocopier	3%	3 years	185,162	-	(65,398)	119,764	(5,127)

Lease Liabilities - 2022-2023 Budget

The Shire did not budget for any new leases in 2022-2023

Leases

At the inception of a contract, the Shire assesses whether the contract is, or contains, a lease. A contract is, or contains, a lease if the contract conveys the right to control the use of an identified asset for a period of time in exchange for consideration. At the commencement date, a right-of-use asset is recognised at cost and a lease liability. at the present value of the lease payments that are not paid at that date. The lease payments are discounted using the interest rate implicit in the lease, if that rate can be readily determined. If that rate cannot be readily determined, the Shire uses its incremental borrowing rate.

Lease Liabilities

The present value of future lease payments not paid at the reporting date discounted using the incremental borrowing rate where the implicit interest rate in the lease is not readily determined.



9 - Reserve Accounts

Reserve Accounts - Movement

	2023-2024	2022-2023	2022-2023
Note	Budget	Actual	Budget
	\$	\$	\$
Airport			
<i>To contribute towards operational deficits and improvements, and receive operational surpluses for the Onslow Airport.</i>			
Opening Balance	9,483,608	9,816,642	9,816,140
Transfer to Reserve - Municipal Funds	-	-	-
Transfer to Reserve - Interest Earnings	455,500	252,399	294,000
Transfer from Reserve	(1,686,054)	(585,433)	(2,557,900)
	8,253,054	9,483,608	7,552,240
Assets and Infrastructure			
<i>To contribute towards funding new, upgrade and renewal initiatives associated with Council assets and infrastructure.</i>			
Opening Balance	549,260	535,492	535,410
Transfer to Reserve - Municipal Funds	-	-	-
Transfer to Reserve - Interest Earnings	28,700	13,768	16,000
Transfer from Reserve	-	-	(532,100)
	577,960	549,260	19,310
Financial Risk			
<i>To contribute towards mitigating, or funding, significant adverse financial impacts through legal, rate revenue reduction, or other reasons.</i>			
Opening Balance	5,693,606	5,550,885	5,550,642
Transfer to Reserve - Municipal Funds	-	-	-
Transfer to Reserve - Interest Earnings	298,200	142,721	166,000
Transfer from Reserve	(500,000)	-	-
	5,491,806	5,693,606	5,716,642
Future Projects			
<i>To contribute towards the funding of higher-cost projects, as identified in the Long-Term Financial Plan, which could not otherwise be afforded from general revenue.</i>			
Opening Balance	11,003,696	16,486,675	16,485,837
Transfer to Reserve - Municipal Funds	-	-	3,442,928
Transfer to Reserve - Interest Earnings	266,900	423,894	494,000
Transfer from Reserve	(3,500,000)	(5,906,873)	(5,987,500)
	7,770,596	11,003,696	14,435,265

Reserve Accounts - Movement Continued

	2023-2024	2022-2023	2022-2023
	Budget	Actual	Budget
Note	\$	\$	\$
Housing			
<i>To contribute towards the provision for housing to maintain, improve or increase Council's housing portfolio.</i>			
Opening Balance	500,074	72	-
Transfer to Reserve - Municipal Funds	445,000	500,000	-
Transfer to Reserve - Interest Earnings	-	2	-
Transfer from Reserve	-	-	-
	945,074	500,074	-
Joint Venture Housing			
<i>To contribute towards Council's contribution for repairs and maintenance to Joint Venture Housing which Council has a contractual obligation to meet.</i>			
Opening Balance	5,200	5,070	5,070
Transfer to Reserve - Municipal Funds	-	-	-
Transfer to Reserve - Interest Earnings	200	130	-
Transfer from Reserve	-	-	-
	5,400	5,200	5,070
Onslow Community Infrastructure			
<i>To contribute towards the development of community infrastructure projects and community facilities in Onslow.</i>			
Opening Balance	203,659	199,125	199,126
Transfer to Reserve - Municipal Funds	-	-	-
Transfer to Reserve - Interest Earnings	8,100	4,534	5,000
Transfer from Reserve	-	-	-
	211,759	203,659	204,126
Regional Waste Facility			
<i>To contribute towards initiatives, upgrades and modifications to the Regional Waste Management Facility.</i>			
Opening Balance	-	-	-
Transfer to Reserve - Municipal Funds	-	-	270,100
Transfer to Reserve - Interest Earnings	-	-	-
Transfer from Reserve	-	-	-
	-	-	270,100



Reserve Accounts - Movement Continued

	2023-2024	2022-2023	2022-2023
Note	Budget	Actual	Budget
	\$	\$	\$
Plant Replacement			
<i>To contribute towards the funding of new and replacement plant and machinery.</i>			
Opening Balance	1,931,871	1,330,733	1,330,680
Transfer to Reserve - Municipal Funds	-	848,000	848,000
Transfer to Reserve - Interest Earnings	130,900	34,215	39,000
Transfer from Reserve	(1,378,123)	(281,077)	(1,209,200)
	684,648	1,931,871	1,008,480
Property Development			
<i>To contribute towards purchasing, developing and selling property for economic benefit.</i>			
Opening Balance	3,086,616	3,009,244	3,009,125
Transfer to Reserve - Municipal Funds	-	-	-
Transfer to Reserve - Interest Earnings	161,700	77,372	90,000
Transfer from Reserve	-	-	-
	3,248,316	3,086,616	3,099,125
Tom Price Administration Facility			
<i>To contribute towards funding a new Council Administration Facility in Tom Price.</i>			
Opening Balance	10,302,094	7,683,072	7,682,829
Transfer to Reserve - Municipal Funds	-	2,421,480	-
Transfer to Reserve - Interest Earnings	449,400	197,542	230,000
Transfer from Reserve	(5,000,000)	-	-
	5,751,494	10,302,094	7,912,829
Waste Services and Site Rehabilitation			
<i>To contribute towards initiatives, upgrades, modifications and rehabilitation of Council's General Waste Facilities.</i>			
Opening Balance	1,694,979	1,995,291	1,995,193
Transfer to Reserve - Municipal Funds	-	-	100,000
Transfer to Reserve - Interest Earnings	75,600	51,302	59,000
Transfer from Reserve	(1,669,286)	(351,614)	(2,020,900)
	101,293	1,694,979	133,293

Reserve Accounts - Movement Continued

	2023-2024	2022-2023	2022-2023
	Budget	Actual	Budget
Note	\$	\$	\$
COVID-19 Relief and Stimulus			
<i>To contribute towards support and relief initiatives for those impacted by COVID-19.</i>			
Opening Balance	193,084	367,534	367,501
Transfer to Reserve - Municipal Funds	-	-	-
Transfer to Reserve - Interest Earnings	500	9,450	11,000
Transfer from Reserve	-	(183,900)	(183,900)
	193,584	193,084	194,601
Reserve Funding Summary			
Opening Balance	44,647,747	46,979,836	46,977,553
Transfer to Reserve - Municipal Funds	445,000	3,769,480	4,661,028
Transfer to Reserve - Interest Earnings	1,875,700	1,207,328	1,404,000
Transfer from Reserve	(13,733,463)	(7,308,897)	(12,491,500)
	33,234,984	44,647,747	40,551,081



10 - Revenue Recognition

Material Accounting Policies

Recognition of revenue from contracts with customers is dependant on the source of revenue and the associated terms and conditions associated with each source of revenue and recognised as follows:

Revenue Category	Nature of goods and services	When obligations typically satisfied	Payment terms	Returns/Refunds, Warranties	Timing of Revenue Recognition
Grant contracts with customers	Community events, minor facilities, research, design, planning evaluation and services	Over time	Fixed terms transfer of funds based on agreed milestones and reporting	Contract obligation if project not complete	Output method based on project milestones and/or completion date matched to performance obligations as inputs are shared
Licences/ Registrations/ Approvals	Building, planning, development and animal management, having the same nature as a licence regardless of naming	Single point in time	Full payment prior to issue	None	On payment and issue of the licence, registration or approval
Waste management entry fees	Waste treatment, recycling and disposal service at disposal sites	Single point in time	Payment in advance at gate or on normal trading terms if credit provided	None	On entry to facility
Airport landing charges	Permission to use facilities and runway	Single point in time	Monthly in arrears	None	On landing/departure event
Fees and charges for other goods and services	Cemetery services, library fees, reinstatements and private works	Single point in time	Payment in full in advance	None	Output method based on provision of service or completion of works
Sale of stock	Aviation fuel, kiosk and visitor centre stock	Single point in time	In full in advance, or on 30 day credit	Refund for faulty goods	Output method based on goods

11 - Program Information

Income

	2023-2024 Budget \$	2022-2023 Actual \$	2022-2023 Budget \$
Income Excluding Grants, Subsidies and Contributions			
Governance	-	17,065	-
General Purpose Funding	58,735,700	53,205,769	53,791,600
Law, Order and Public Safety	84,400	89,053	76,925
Health	181,700	138,196	144,905
Education and Welfare	10,800	21,531	21,200
Housing	454,500	457,768	204,633
Community Amenities	7,584,400	4,055,419	6,837,725
Recreation and Culture	449,600	440,418	460,833
Transport	3,702,000	1,856,764	1,791,467
Economic Services	1,308,200	1,565,632	1,204,300
Other Property and Services	801,100	528,242	353,416
	73,312,400	62,375,857	64,887,004
Operating Grants, Subsidies and Contributions			
General Purpose Funding	-	4,168,778	-
Law, Order and Public Safety	20,000	10,000	-
Health	-	7,978	184,500
Recreation and Culture	1,271,400	1,336,172	2,865,500
Economic Services	-	72,543	-
Other Property and Services	4,837,725	1,050,730	3,812,900
	6,129,125	6,646,201	6,862,900
Capital Grants, Subsidies and Contributions			
Law, Order and Public Safety	20,000	-	-
Education and Welfare	-	1,000,000	2,131,200
Recreation and Culture	13,140,162	8,176,466	8,737,900
Transport	16,475,063	995,848	2,092,400
Economic Services	825,926	9,674	212,400
Other Property and Services	1,771,200	2,589,918	2,747,600
	32,232,351	12,771,906	15,921,500
			-
Total Income	111,673,876	81,793,964	87,671,404



Program Information Continued

Expense

	2023-2024	2022-2023	2022-2023
	Budget	Actual	Budget
	\$	\$	\$
Expense			
Governance	(1,218,400)	(1,393,644)	(1,668,000)
General Purpose Funding	(44,000)	(161,507)	(218,000)
Law, Order and Public Safety	(1,094,200)	(901,670)	(1,028,700)
Health	(670,700)	(458,289)	(578,500)
Education and Welfare	(522,300)	(452,365)	(454,400)
Housing	(1,402,393)	(1,869,115)	(2,505,000)
Community Amenities	(12,294,500)	(9,063,760)	(12,142,431)
Recreation and Culture	(16,876,810)	(12,285,679)	(16,439,000)
Transport	(20,728,698)	(13,437,406)	(19,921,025)
Economic Services	(5,595,767)	(5,128,817)	(6,537,700)
Other Property and Services	(11,716,995)	(9,306,358)	(9,586,000)
Total Expense	(72,164,763)	(54,458,610)	(71,078,756)
			-
Net Result for the period	39,509,113	27,335,354	16,592,648

12 - Other Information

The net result includes as revenues

	2023-2024 Budget \$	2022-2023 Actual \$	2022-2023 Budget \$
Interest Earnings			
Investments			
- Reserve accounts	1,875,700	1,166,172	1,404,000
- Other Funds	1,500,000	2,097	50,000
Late Payment Fees and Charges *	20,000	24,692	6,000
Other Interest Revenue	50,000	68,600	65,500
	3,445,700	1,261,561	1,525,500
* The shire has resolved to charge interest under section 6.13 for the late payment of any amount of money at 11%			
Other Revenue			
Reimbursements and Recoveries	4,387,931	817,512	3,432,600
	4,387,931	817,512	3,432,600
Expense in Net Result			
Auditor Remuneration			
Audit Services	53,600	178,178	109,200
	53,600	178,178	109,200
			-
Interest Expense as Finance Costs			
Borrowings	40,100	56,988	58,100
Lease Liabilities	2,900	5,127	-
	43,000	62,115	58,100
			-
Debt Write-Off			
General Rate	-	26,322	-
Fees and Charges	5,500	155	5,000
	5,500	26,477	5,000
			-



13 - Elected Member Remuneration

By Elected Member

	2023-2024	2022-2023	2022-2023
	Budget	Actual	Budget
	\$	\$	\$
Cr K White			
President's allowance	65,915	64,938	64,938
Meeting attendance fees	32,410	31,928	31,928
Annual allowance for ICT expenses	3,000	3,000	3,000
Travel and accommodation expenses	4,500	6,294	4,500
	105,825	106,160	104,366
Cr M Lynch			
Deputy President Allowance	16,478	16,234	16,234
Meeting attendance fees	24,170	23,811	23,811
Annual allowance for ICT expenses	3,000	3,000	3,000
Travel and accommodation expenses	4,500	4,077	4,500
	48,148	47,122	47,545
Cr R de Pledge			
Meeting attendance fees	24,170	23,811	23,811
Annual allowance for ICT expenses	3,000	3,000	3,000
Travel and accommodation expenses	4,500	4,074	4,500
	31,670	30,885	31,311
Cr M Gallanagh			
Meeting attendance fees	24,170	23,811	23,811
Annual allowance for ICT expenses	3,000	3,000	3,000
Travel and accommodation expenses	4,500	2,818	4,500
	31,670	29,629	31,311
Cr L Rumble			
Meeting attendance fees	24,170	23,811	23,811
Annual allowance for ICT expenses	3,000	3,000	3,000
Travel and accommodation expenses	4,500	3,636	4,500
	31,670	30,447	31,311
Cr A Sullivan			
Meeting attendance fees	24,170	23,811	23,811
Annual allowance for ICT expenses	3,000	3,000	3,000
Travel and accommodation expenses	4,500	2,359	4,500
	31,670	29,170	31,311

Elected Member Remuneration - Continued

	2023-2024	2022-2023	2022-2023
	Budget	Actual	Budget
	\$	\$	\$
Cr A Smith			
Meeting attendance fees	24,170	23,811	23,811
Annual allowance for ICT expenses	3,000	3,000	3,000
Travel and accommodation expenses	4,500	3,614	4,500
	31,670	30,425	31,311
Cr T Mladenovich			
Meeting attendance fees	24,170	23,811	23,811
Annual allowance for ICT expenses	3,000	3,000	3,000
Travel and accommodation expenses	4,500	2,147	4,500
	31,670	28,958	31,311
Cr J Richardson			
Meeting attendance fees	24,170	23,811	23,811
Annual allowance for ICT expenses	3,000	3,000	3,000
Travel and accommodation expenses	4,500	2,594	4,500
	31,670	29,405	31,311
Summary			
President's allowance	65,915	64,938	64,938
Deputy President Allowance	16,478	16,234	16,234
Meeting attendance fees	225,770	222,416	222,416
Annual allowance for ICT expenses	27,000	27,000	27,000
Travel and accommodation expenses	40,500	31,611	40,500
	375,663	362,199	371,088



14 - Major Land Transactions

The Shire does not intend to undertake any major land transaction during the reporting period

15 - Trading Undertakings and Major Trading Undertakings

Airport

The Shire's objective is to maintain a safe landing airstrip and functional airport amenities conducive to the promotion of the district as a tourist and business destination. Ongoing costs are met by landing fees charged. Annual surpluses, as determined by Council, are transferred to a cash backed reserve account to finance future upgrades and modifications to the facility.

	2022-2023 Actual \$	2023-2024 Budget \$	2024-2025 Forecast \$	2025-2026 Forecast \$	2026-2027 Forecast \$
Operating Revenue					
Airport Fees	1,834,543	3,485,500	3,555,210	3,626,314	3,698,840
	1,834,543	3,485,500	3,555,210	3,626,314	3,698,840
Operating Expenditure					
Airport Operations	(2,308,713)	(3,592,900)	(3,664,758)	(3,738,053)	(3,812,814)
	(2,308,713)	(3,592,900)	(3,664,758)	(3,738,053)	(3,812,814)
Capital Revenue					
Capital Grants	-	-	-	20,000,000	-
From Cash Reserves	585,433	1,686,054	557,324	7,241,700	559,640
	585,433	1,686,054	557,324	27,241,700	559,640
Capital Expense					
Capital Expense	(227,632)	(1,668,300)	(500,000)	(30,500,000)	(500,000)
Loan Repayments	(22,500)	(22,500)	(23,948)	(25,495)	-
	(227,632)	(1,668,300)	(500,000)	(30,500,000)	(500,000)
Airport Gain / (Loss)	(127,619)	(100,896)	(64,198)	(3,382,786)	(54,334)

Pilbara Regional Waste Management Facility

The Shire's objective is to maintain a Class IV Waste Management Facility on the outskirts of Onslow. The facility is to be promoted for use by the Pilbara Region, and is designed to handle large quantities of industrial waste. Annual surpluses, as determined by Council, are transferred to a cash backed reserve account to finance future upgrades and modifications to the facility.

	2022-2023	2023-2024	2024-2025	2025-2026	2026-2027
	Actual	Budget	Forecast	Forecast	Forecast
	\$	\$	\$	\$	\$
Operating Position					
Gain / (Loss)	(2,465,037)	(522,200)	3,600,000	4,600,000	5,600,000
	(2,465,037)	(522,200)	3,600,000	4,600,000	5,600,000
Capital Revenue					
Loan	-	-	-	-	-
Capital Funding	-	-	-	-	-
From Reserve	351,614	1,669,286	-	-	-
	351,614	1,669,286	-	-	-
Capital Expense					
Capital Expense	(812,417)	(3,729,941)	(750,000)	(750,000)	(750,000)
To Reserve	-	-	(2,850,000)	(3,850,000)	(4,850,000)
	(812,417)	(3,729,941)	(3,600,000)	(4,600,000)	(5,600,000)
Airport Gain / (Loss)	(5,851,681)	(2,582,855)	-	-	-



16 - Investment in Associates

Council did not have any investment in associates in 2022-2023, and does not intend having any in 2023-2024.

17 - Trust Funds

Funds held at balance date, which are required by legislation to be credited to the Trust Fund, and which are not included in the financial statements are as follows -

Detail	Balance 30 June 2023 \$	Estimated Receipts \$	Balance Payments \$	Estimated 30 June 2024 \$
Public Open Space	-	-	-	-

18 - Fees and Charges

By Program

Program	Note	2023-2024 Budget \$	2022-2023 Actual \$	2022-2023 Budget \$
Governance		-	-	-
General Purpose Funding		36,800	29,505	12,500
Law, Order and Public Safety		51,000	53,902	45,300
Health		132,200	130,921	139,700
Education and Welfare		10,800	21,531	21,200
Housing		171,100	362,748	105,400
Community Amenities		3,478,300	3,833,081	3,657,900
Recreation and Culture		398,900	395,882	448,700
Transport		3,485,500	1,824,149	1,737,000
Economic Services		1,269,400	1,546,293	1,172,400
Other Property and Services		523,000	99,440	170,600
		9,557,000	8,297,452	7,510,700

The subsequent pages detail the fees and charges proposed to be imposed by the local government.

Capital Initiatives Summary

By Asset Class

	Associated Revenue	Carried Forward	New Initiatives	2023-2024 Original Budget
	\$	\$	\$	\$
Property Plant and Equipment				
Buildings	(6,800,000)	726,279	14,101,900	14,828,179
Furniture and Equipment	-	150,000	480,400	630,400
Land	-	-	1,150,000	1,150,000
Plant and Machinery	(1,528,700)	1,646,300	1,734,000	3,380,300
	(8,328,700)	2,522,579	17,466,300	19,988,879
Infrastructure				
Airport	(1,668,300)	1,648,300	20,000	1,668,300
Bridges	-	-	-	-
Coastal	(3,000,000)	287,000	21,000,000	21,287,000
Drainage	(236,000)	200,000	1,635,000	1,835,000
General Waste	-	-	40,000	40,000
Parks and Recreation	(11,354,950)	4,920,483	15,370,000	20,290,483
Pathways	-	-	1,030,000	1,030,000
Regional Waste Facility	(1,669,286)	2,419,941	1,310,000	3,729,941
Roads	(1,300,000)	1,175,600	2,285,000	3,460,600
Towns	(3,520,000)	1,649,900	8,365,000	10,014,900
	(22,748,536)	12,301,224	51,055,000	63,356,224
Total Capital Initiatives - By Asset Class	(31,077,236)	14,823,803	68,521,300	83,345,103

By Works Type

	Associated Revenue	Carried Forward	New Initiatives	2023-2024 Original Budget
	\$	\$	\$	\$
Property Plant and Equipment				
Renewal	(1,528,700)	1,343,279	3,830,500	5,173,779
Upgrade	-	-	105,000	105,000
New	(6,800,000)	1,179,300	13,530,800	14,710,100
	(8,328,700)	2,522,579	17,466,300	19,988,879
Infrastructure				
Renewal	(2,043,985)	3,497,533	5,520,000	9,017,533
Upgrade	(546,078)	1,936,000	1,775,000	3,711,000
New	(20,158,473)	6,867,691	43,760,000	50,627,691
	(22,748,536)	12,301,224	51,055,000	63,356,224
Total Capital Initiatives - By Works Type	(31,077,236)	14,823,803	68,521,300	83,345,103



Airport

		Associated Revenue	Carried Forward	New Initiatives	2023-2024 Original Budget	
	Account	\$	\$	\$	\$	
Airport - Renewal						
	Hangar Ablution Block Restoration ¹	X2315	(25,000)	25,000	-	25,000
Total Airport - Renewal			(25,000)	25,000	-	25,000
Airport - Upgrade						
	CCTV Camera Expansion ¹	X2831	-	-	-	-
Total Airport - Upgrade			-	-	-	-
Airport - New						
	Airport Secure Car Park ¹	X2318	(270,000)	270,000	-	270,000
	Airside Civil Works ¹	X2827	(370,000)	370,000	-	370,000
	Aviation Area Development ¹	X2828	(363,300)	363,300	-	363,300
	Hangar Car Park Construction ¹	X2319	(100,000)	100,000	-	100,000
	Explosive Trace Detector (ETD) ¹	X3431	(20,000)	-	20,000	20,000
	Taxiway Echo Construction ¹	X2320	(520,000)	520,000	-	520,000
Total Airport - New			(1,643,300)	1,623,300	20,000	1,643,300
Total Capital Initiatives - Airport			(1,668,300)	1,648,300	20,000	1,668,300

Revenue Source - 1 Transfer from Reserve / 2 Capital Grant or Contribution / 3 Trade-In / 4 Loan Borrowings

Facilities

		Associated Revenue	Carried Forward	New Initiatives	2023-2024 Original Budget
	Account	\$	\$	\$	\$
Buildings - New					
	Paraburdoo One Tree Daycare Shade Sails	X3438	-	-	20,000
	Total Buildings - New		-	-	20,000
Buildings - Renewal					
	Ashburton Hall Door Renewal	X3439	-	-	50,000
	Onslow MPC Refurb / Painting	X3437	-	-	110,000
	Civic Centre Security Upgrade	X3440	-	-	100,000
	Total Buildings - Renewal		-	-	260,000
Furniture and Equipment - Renewal					
	Onslow Gymnasium Equipment Renewal	X2909	-	-	25,000
	Ashburton Hall Alfresco Furniture Replacement	X3436	-	-	8,000
	Total Furniture and Equipment - Renewal		-	-	33,000
Parks and Recreation - Renewal					
	Peter Sutherland Cricket Pitch + Encloser Maintair	X3442	-	-	85,000
	Paraburdoo Skatepark BBQ Renewal	X3443	-	-	30,000
	Doug Talbot BBQ + Switchboard Renewal	X3444	-	-	50,000
	Lions Park Drink Fountain Renewal	X3445	-	-	30,000
	Lions Park Switchboard Renewal	X3446	-	-	50,000
	Tjiluna Oval Softball Fence Renewal	X3447	-	-	60,000
	Minna Oval Bollards Renewal	X2893	-	214,003	-
	Minna Oval Irrigation Renewal	X2894	-	220,000	-
	Clem Thompson Oval Scoreboard	X3265	-	38,000	-
	Meeka Park BBQ Renewal	X3521	-	-	35,000
	Total Parks and Recreation - Renewal		-	472,003	340,000
Parks and Recreation - Upgrade					
	Onslow Community Garden Lighting Upgrade	X3448	-	-	60,000
	Paraburdoo Skate Park Shade	X3449	-	-	50,000
	Nature Park BBQ Area Shade Sail	X3450	-	-	35,000
	Total Parks and Recreation - Upgrade		-	-	145,000

Revenue Source - 1 Transfer from Reserve / 2 Capital Grant or Contribution / 3 Trade-In / 4 Loan Borrowings



Facilities - Continued

		Associated Revenue	Carried Forward	New Initiatives	2023-2024 Original Budget
	Account	\$	\$	\$	\$
Parks and Recreation - New					
Peter Sutherland Cricket Encloser Lighting	X3451	-	-	20,000	20,000
Expression Swing for Peter Sutherland Oval, Parab	X3512	-	-	15,000	15,000
Expression Swing for Meeka Park	X3513	-	-	15,000	15,000
Total Parks and Recreation - New		-	-	50,000	50,000
Towns - New					
Onslow Cartoon Tank Works	X2326	-	8,000	-	8,000
Paraburdoo High School Bus Shelter & Lighting	X3453	-	-	100,000	100,000
Total Towns - New		-	8,000	100,000	108,000
Towns - Renewal					
Paraburdoo Mall Lighting Renewal	X3452	-	-	15,000	15,000
Total Towns - Renewal		-	-	15,000	15,000
Pathways - Renewal					
CHUB Bollard Pathway Lighting	X3441	-	-	30,000	30,000
Total Pathways - Renewal		-	-	30,000	30,000
Total Capital Initiatives - Facilities		-	480,003	973,000	1,453,003

Revenue Source - 1 Transfer from Reserve / 2 Capital Grant or Contribution / 3 Trade-In / 4 Loan Borrowings

Fleet

		Associated Revenue	Carried Forward	New Initiatives	2023-2024 Original Budget	
	Account	\$	\$	\$	\$	
Plant and Machinery - Renewal						
	4WD Dual Cab Utility - AS9370 ^{1 and 3}	X3054	(49,000)	57,000	-	57,000
	4WD Extra Cab Utility - AS9359 ^{1 and 3}	X3056	(63,700)	55,000	-	55,000
	4WD Single Cab - AS136 ^{1 and 3}	X3066	(57,000)	62,000	-	62,000
	4WD Vehicle - 1001AS ^{1 and 3}	X3073	(55,000)	67,000	-	67,000
	4WD Vehicle - 1002AS ^{1 and 3}	X3074	(55,000)	67,000	-	67,000
	4WD Vehicle - 1004AS ^{1 and 3}	X3067	(57,000)	67,000	-	67,000
	4WD Vehicle - 1005AS ^{1 and 3}	X3075	(55,000)	67,000	-	67,000
	4WD Vehicle - AS8718 ^{1 and 3}	X3064	(68,000)	57,000	-	57,000
	4WD Vehicle - AS9358 ^{1 and 3}	X3071	(45,000)	51,000	-	51,000
	4WD Vehicle - AS9374 ^{1 and 3}	X3072	(45,000)	51,000	-	51,000
	Dual Cab Utility - AS9107 ^{1 and 3}	X3057	(60,000)	57,000	-	57,000
	Extra Cab Utility - AS002 ^{1 and 3}	X3061	(39,000)	41,000	-	41,000
	Extra Cab Utility - AS340 ^{1 and 3}	X3060	(50,000)	55,000	-	55,000
	Tractor With Reach Arm Deck	X3078	(450,000)	450,000	-	450,000
	12KVA Genset - PGN12 Replacement	X3462	-	-	22,000	22,000
	12KVA Genset - PGN13 Replacement	X3463	-	-	22,000	22,000
	Utility - AS9110 ³	X3464	(12,000)	-	26,000	26,000
	Utility - AS9161 ³	X3465	(32,000)	-	52,000	52,000
	Utility - AS9367 ³	X3466	(32,000)	-	52,000	52,000
	Six Tonne Tipper - AS684 ³	X3467	(32,000)	-	95,000	95,000
	Utility - AS9506 ³	X3468	(32,000)	-	52,000	52,000
	Wheel Loader ³	X3469	(80,000)	-	450,000	450,000
	Road Sweeper ³	X3470	(130,000)	-	450,000	450,000
	Tractor - 1EBN978 ³	X3471	(20,000)	-	77,000	77,000
	Tri axle side tipper trailer - 1TDP293 ³	X3472	(10,000)	-	130,000	130,000
	Total Plant and Machinery - Renewal		(1,528,700)	1,204,000	1,428,000	2,632,000
Plant and Machinery - New						
	Utility - Road Plant Operator	X3458	-	-	52,000	52,000
	Twin Berth Caravan	X3459	-	-	140,000	140,000
	Generator - Road Crew	X3460	-	-	27,000	27,000
	Workshop Service Trailer	X3461	-	-	55,000	55,000
	Side Loader - 1GPU601 ¹	X3063	-	392,300	-	392,300
	Sweeper attachment for skidsteer loader	X3473	-	-	12,000	12,000
	Total Plant and Machinery - New		-	392,300	286,000	678,300
	Total Capital Initiatives - Fleet		(1,528,700)	1,596,300	1,714,000	3,310,300

Revenue Source - 1 Transfer from Reserve / 2 Capital Grant or Contribution / 3 Trade-In / 4 Loan Borrowings



Projects

		Associated Revenue	Carried Forward	New Initiatives	2023-2024 Original Budget
	Account	\$	\$	\$	\$
Buildings - Upgrade					
	Onslow Sun Chalets Boom Gate + CCTV	X3474	-	80,000	80,000
Total Buildings - Upgrade			-	80,000	80,000
Buildings - New					
	Tom Price Administration Centre Construction ¹	X1320	(5,000,000)	127,000	5,127,000
	Onslow Men's Shed Construction ²	X2328	(1,800,000)	-	1,800,000
Total Buildings - New			(6,800,000)	127,000	6,927,000
Parks and Recreation - New					
	Foreshore Masterplan Works	X2344	-	414,850	414,850
	Minna Oval Sports Pavilion ²	X3479	(2,500,000)	-	5,000,000
	Onslow Bike Park ²	X3480	(3,000,000)	-	3,000,000
	Pannawonica Bike / Pump Track and Playground ²	X3481	(2,000,000)	-	2,000,000
	Pararburdoo Bike / Pump Track ²	X3482	(2,000,000)	-	2,000,000
	Vic Hayton Swimming Pool Shed	X2331	-	20,000	20,000
Total Parks and Recreation - New			(9,500,000)	434,850	12,434,850
Parks and Recreation - Renewal					
	Onslow Foreshore Masterplan works	X3477	-	1,017,000	1,767,000
Total Parks and Recreation - Renewal			-	1,017,000	1,767,000
Parks and Recreation - Upgrade					
	Tom Price Bowling green upgrade	X3522	-	-	500,000
	Onslow Skate Park	X3478	-	-	630,000
Total Parks and Recreation - Upgrade			-	-	1,130,000
Towns - New					
	Ocean View Caravan Park - Stage 3 ¹	X2339	(3,500,000)	1,637,900	8,000,000
Total Towns - New			(3,500,000)	1,637,900	8,000,000
Pathways - Renewal					
	Pathway Failure CBD - Tom Price	X3475	-	-	1,000,000
Total Pathways - Renewal			-	-	1,000,000
Drainage - Upgrade					
	Onslow Drainage	X3476	-	-	500,000
Total Drainage - Upgrade			-	-	500,000

Revenue Source - 1 Transfer from Reserve / 2 Capital Grant or Contribution / 3 Trade-In / 4 Loan Borrowings

Projects - Continued

		Associated Revenue	Carried Forward	New Initiatives	2023-2024 Original Budget
	Account	\$	\$	\$	\$
Coastal - New					
	Onslow Jetty - Planning	X3523	-	1,000,000	1,000,000
	Onslow Jetty ²	X3483	(1,500,000)	15,000,000	15,000,000
	Total Coastal - New		(1,500,000)	16,000,000	16,000,000
	Total Capital Initiatives - Projects		(21,300,000)	3,216,750	46,260,000
					49,476,750

Aquatic Facilities

		Associated Revenue	Carried Forward	New Initiatives	2023-2024 Original Budget
	Account	\$	\$	\$	\$
Furniture and Equipment - Renewal					
	Pool Cleaner	X3497	-	7,100	7,100
	Pool Cleaner	X3498	-	5,500	5,500
	Total Furniture and Equipment - Renewal		-	12,600	12,600
Buildings - Renewal					
	Water Feature Replacement - Onslow Aquatic Ce	X3495	-	10,000	10,000
	Ashburton Hall Window Treatments Renewal	X2321	29,930	-	29,930
	Retractable Shade Sail Repair - Onslow Aquatic Ce	X3496	-	172,000	172,000
	Total Buildings - Renewal		29,930	182,000	211,930
	Total Capital Initiatives - Aquatic Facilities		29,930	194,600	224,530

Revenue Source - 1 Transfer from Reserve / 2 Capital Grant or Contribution / 3 Trade-In / 4 Loan Borrowings



Roads and Civil Projects

		Associated Revenue	Carried Forward	New Initiatives	2023-2024 Original Budget	
	Account	\$	\$	\$	\$	
Coastal - New						
	Seawall Extension ²	X2334	(1,500,000)	287,000	5,000,000	5,287,000
Total Coastal - New			(1,500,000)	287,000	5,000,000	5,287,000
Drainage - Renewal						
	Millstream - Pannawonica Road - 92.90	X3045	-	200,000	-	200,000
	Local Cattle Grids Renewal	X2990	-	-	560,000	560,000
Total Drainage - Renewal			-	200,000	560,000	760,000
Parks and Recreation - New						
	Paraburdoo Cenotaph ²	X3047	(773,161)	310,000	790,000	1,100,000
Total Parks and Recreation - New			(773,161)	310,000	790,000	1,100,000
Parks and Recreation - Upgrade						
	Onslow Basin Beautification ²	X3025	(546,078)	1,936,000	-	1,936,000
Total Parks and Recreation - Upgrade			(546,078)	1,936,000	-	1,936,000
Parks and Recreation - Renewal						
	Barrarda Estate Irrigation Tanks	X3043		40,000	-	40,000
	Basin Beautification Discharge Pipe ²	X3023	(336,907)	167,930	-	167,930
	Basin Beautification Overflow Path ²	X3024	(146,078)	400,000	-	400,000
Total Parks and Recreation - Renewal			(482,985)	607,930	-	607,930

Revenue Source - 1 Transfer from Reserve / 2 Capital Grant or Contribution / 3 Trade-In / 4 Loan Borrowings

Roads and Civil Projects

		Associated Revenue	Carried Forward	New Initiatives	2023-2024 Original Budget
	Account	\$	\$	\$	\$
Roads - Renewal					
	Millstream - Pannawonica Road Resheet (TBD)	X3037	757,600	-	757,600
	Mine Road Reconstruct and Reprofile	X0173	148,000	-	148,000
	Nameless Valley Drive Road Works ²	X0160	270,000	-	270,000
	Nameless Valley Drive Road Resealing ²	X3517	(800,000)	1,200,000	1,200,000
	Total Roads - Renewal		(800,000)	1,200,000	2,375,600
Roads - New					
	Road Electronic Signage	X3514	-	300,000	300,000
	Total Roads - New		-	300,000	300,000
	Total Capital Initiatives - Roads and Civil Projects		(4,102,224)	7,850,000	23,946,530

Revenue Source - 1 Transfer from Reserve / 2 Capital Grant or Contribution / 3 Trade-In / 4 Loan Borrowings



Town Maintenance

		Associated Revenue	Carried Forward	New Initiatives	2023-2024 Original Budget
	Account	\$	\$	\$	\$
Roads - Renewal					
	Killawarra Drive Asphalt Overlay ²	X3515	(500,000)	-	690,000
	Asphalt Overlay Rocklea Road	X3516	-	-	95,000
	Total Roads - Renewal		(500,000)	-	785,000
Towns - Renewal					
	Tom Price Mall - Reticulation	X3506	-	-	100,000
	Total Towns - Renewal		-	-	100,000
Parks and Recreation - Renewal					
	Cricket Pitch Tile Covers	X3504	-	-	45,000
	Replace Onslow Reticulation Tank	X3505	-	-	120,000
	Total Parks and Recreation - Renewal		-	-	165,000
Drainage - Renewal					
	Mine Road Pipes Upgrade	X3501	(236,000)	-	500,000
	Total Drainage - Renewal		(236,000)	-	500,000
Drainage - Renewal					
	Drainage Renewals - Camp Road	X3502	-	-	35,000
	Drainage Renewals - Rocklea Road	X3503	-	-	40,000
	Total Drainage - Renewal		-	-	75,000
	Total Capital Initiatives - Town Maintenance		(236,000)	-	840,000

Revenue Source - 1 Transfer from Reserve / 2 Capital Grant or Contribution / 3 Trade-In / 4 Loan Borrowings

Rangers

		Associated Revenue	Carried Forward	New Initiatives	2023-2024 Original Budget	
	Account	\$	\$	\$	\$	
Plant and Machinery - Renewal						
	Bedford Fire Truck Restoration	X0174	-	50,000	20,000	70,000
Total Plant and Machinery - Renewal						
			-	50,000	20,000	70,000
Total Capital Initiatives - Rangers						
			-	50,000	20,000	70,000

Waste Services

		Associated Revenue	Carried Forward	New Initiatives	2023-2024 Original Budget	
	Account	\$	\$	\$	\$	
General Waste - New						
	Water Tank - Tom Price Waste Facility	X3508	-	-	40,000	40,000
Total General Waste - New						
			-	-	40,000	40,000
Regional Waste Facility - New						
	Regional Waste Facility Construction ¹	X0182	(631,041)	631,041	-	631,041
	Waste Site CCTV System ¹	X0185	-	45,900	-	45,900
	Liquid Waste Facility ¹	X0179	(580,245)	1,285,000	-	1,285,000
	PRWMF - Bulk Waste Laydown ¹	X3227	-	-	-	-
	PRWMF - Dome Shelter ¹	X3228	(50,000)	50,000	-	50,000
	PRWMF - Site Power Improvements ¹	X3229	-	-	-	-
	PRWMF - Cell 2 ¹	X3230	(308,000)	308,000	-	308,000
	PRWMF - Hazardous Liquid Waste Treatment ¹	X3231	(100,000)	100,000	-	100,000
	PRWMF - Class V Business Case ¹	X3232	-	-	-	-
	PRWMF Evaporation Ponds and Drying Bed	X3500	-	-	1,310,000	1,310,000
Total Regional Waste Facility - New						
			(1,669,286)	2,419,941	1,310,000	3,729,941
Total Capital Initiatives - Waste Services						
			(1,669,286)	2,419,941	1,350,000	3,769,941

Revenue Source - 1 Transfer from Reserve / 2 Capital Grant or Contribution / 3 Trade-In / 4 Loan Borrowings



Infrastructure Services

		Associated Revenue	Carried Forward	New Initiatives	2023-2024 Original Budget
	Account	\$	\$	\$	\$
Buildings - Upgrade					
Tom Price Depot - Office Soundproofing	X3454	-	-	25,000	25,000
Total Buildings - Upgrade		-	-	25,000	25,000
Total Capital Initiatives - Infrastructure Services		-	-	25,000	25,000

Property

		Associated Revenue	Carried Forward	New Initiatives	2023-2024 Original Budget
	Account	\$	\$	\$	\$
Buildings - New					
Residential Housing - 7 First Ave Onslow	X3430	-	-	5,000,000	5,000,000
Total Buildings - New		-	-	5,000,000	5,000,000
Buildings - Renewal					
3/19 Allambi Way, Tom Price partial refurb	X3484		-	142,100	142,100
15 First Ave, Onslow Major Refurb and Verandah	X3485		-	450,000	450,000
17 Lilac Street Storeroom Improvements	X3486		-	8,100	8,100
22 Lilac Street Tom Price partial refurb	X3487		-	171,700	171,700
126 Cedar Street, Tom Price partial refurb	X3488		-	126,200	126,200
397 Acalypha Street Tom Price partial refurb	X3489		-	183,800	183,800
Patio Insulation - 1166 Tarwonga Circuit, Tom Pric	X3490		-	13,000	13,000
605 Boolee Street - Air Conditioner replacement	X3491		-	20,000	20,000
653 Kiah Street - Air Conditioner replacement	X3492		-	20,000	20,000
Property Renewals - Budget Only	X3493		-	500,000	500,000
Property Renewals - Airconditioners - Budget Only	X3494		-	100,000	100,000
Tom Price (Kulai Street, 797) , Capital Renewal	X3248		7,000	-	7,000
Paraburdoo (Brockman Street, 571), Capital Renew	X3422		52,349	-	52,349
Total Buildings - Renewal		-	59,349	1,734,900	1,794,249
Total Capital Initiatives - Property		-	59,349	6,734,900	6,794,249

Revenue Source - 1 Transfer from Reserve / 2 Capital Grant or Contribution / 3 Trade-In / 4 Loan Borrowings

Community Services

		Associated Revenue	Carried Forward	New Initiatives	2023-2024 Original Budget	
	Account	\$	\$	\$	\$	
Buildings - New						
	Storage Container	X0180	-	10,000	-	10,000
Total Buildings - New			-	10,000	-	10,000
Furniture and Equipment - New						
	Christmas Decorations	X3432	-	-	100,000	100,000
	Event Equipment - Breathe Bell Tents	X3433	-	-	18,300	18,300
	Communities Events Equipment	X3434	-	-	56,500	56,500
Total Furniture and Equipment - New			-	-	174,800	174,800
Towns - New						
	Digital Sign TP & Onslow	X3226	-	4,000	-	4,000
Total Towns - New			-	4,000	-	4,000
Total Capital Initiatives - Community Services			-	14,000	174,800	188,800

Governance

		Associated Revenue	Carried Forward	New Initiatives	2023-2024 Original Budget	
	Account	\$	\$	\$	\$	
Furniture and Equipment - New						
	Live Streaming Equipment	X3264	-	150,000	-	150,000
Total Furniture and Equipment - New			-	150,000	-	150,000
Total Capital Initiatives - Governance			-	150,000	-	150,000

Revenue Source - 1 Transfer from Reserve / 2 Capital Grant or Contribution / 3 Trade-In / 4 Loan Borrowings



ICT Services

		Associated Revenue	Carried Forward	New Initiatives	2023-2024 Original Budget
	Account	\$	\$	\$	\$
Furniture and Equipment - Renewal					
	Disaster Recovery Hardware Replacement	X3509	-	150,000	150,000
Total Furniture and Equipment - Renewal			-	150,000	150,000
Total Capital Initiatives - ICT Services			-	150,000	150,000

Business and Economic Development

		Associated Revenue	Carried Forward	New Initiatives	2023-2024 Original Budget
	Account	\$	\$	\$	\$
Towns - New					
	Visit Ashburton Tourism Signage	X3435	-	100,000	100,000
Total Towns - New			-	100,000	100,000
Parks and Recreation - New					
	Old Onslow Additional Road Signage ²	X0157	(39,726)	46,000	46,000
	Old Onslow Contingency Works ²	X0159		15,500	15,500
	Old Onslow Heritage Street Signs ²	X0164	(13,000)	13,000	13,000
	Old Onslow Information App ²	X0171		22,200	22,200
	Old Onslow Pedestrian and Parking Access ²	X0186		46,000	46,000
Total Parks and Recreation - New			(52,726)	142,700	142,700
Total Capital Initiatives - Business and Economic Development			(52,726)	142,700	242,700

Revenue Source - 1 Transfer from Reserve / 2 Capital Grant or Contribution / 3 Trade-In / 4 Loan Borrowings

Visitor Centre

		Associated Revenue	Carried Forward	New Initiatives	2023-2024 Original Budget
	Account	\$	\$	\$	\$
Furniture and Equipment - Renewal					
	Tom Price Visitor Centre - Furniture & Display Rer	X3507	-	-	10,000
	Total Furniture and Equipment - Renewal		-	-	10,000
	Total Capital Initiatives - Visitor Centre		-	-	10,000

Land and Compliance

		Associated Revenue	Carried Forward	New Initiatives	2023-2024 Original Budget
	Account	\$	\$	\$	\$
Buildings - New					
	Tom Price - Commercial Property	X3263	-	500,000	-
	Total Buildings - New		-	500,000	-
Furniture and Equipment - New					
	Temporary Office Reurbishment	X3457	-	-	100,000
	Total Furniture and Equipment - New		-	-	100,000
Land - New					
	Onslow Airport Business Park Subdivision	X3455	-	-	800,000
	PRWMF Expansion Land	X3456	-	-	350,000
	Total Land - New		-	-	1,150,000
	Total Capital Initiatives - Land and Compliance		-	-	100,000

Revenue Source - 1 Transfer from Reserve / 2 Capital Grant or Contribution / 3 Trade-In / 4 Loan Borrowings



Regulatory Services

		Associated Revenue	Carried Forward	New Initiatives	2023-2024 Original Budget
	Account	\$	\$	\$	\$
Towns - New					
Mobile Electronic Messaging Board System ²	X3499	(20,000)	-	50,000	50,000
Total Towns - New		(20,000)	-	50,000	50,000
Total Capital Initiatives - Regulatory Services		(20,000)	-	50,000	50,000

Revenue Source - 1 Transfer from Reserve / 2 Capital Grant or Contribution / 3 Trade-In / 4 Loan Borrowings

Fees and Charges 2023-2024



Document Control

Version	Approved by	Classification	Resolution	Date
1	Ordinary Council	Original	055/2022	10/05/2022
2	Ordinary Council	Budget	099/2022	28/07/2022
3	Ordinary Council	Amended	126/2022	13/09/2022
4	Ordinary Council	Amended	141/2022	11/10/2022
5	Ordinary Council	Amended	101/2023	13/06/2023

Amendments

Type	Date	Resolution	Effective Date	Description
Amendment	13/09/2022	126/2022	3/10/2022	Change to Waste 2 Domestic Waste Description - Per Tonne
Amendment	13/09/2022	126/2022	3/10/2022	Change to Waste 2 Domestic Waste Description - Per M3
New Fee	13/09/2022	126/2022	3/10/2022	Commercial Loose cubic metre type 2 waste – Paraburdoo and Onslow Transfer Station
Amendment	11/10/2022	141/2022	24/10/2022	Deletions – Onslow Community Garden – Kitchen Fee, Per Hire, \$22.50, Commercial / Business Operator Use, with Kitchen, Per Hire, \$109.00, Charitable / Community / Sporting Group Use, with Kitchen, Per Hire, \$55.00 Additions – Commercial / Business Operator Use, with Kitchen and pizza oven, Per Hire, \$20.00 Charitable / Community / Sporting Group Use, with Kitchen and pizza oven, Per Hire, \$10.00
Amendment	13/06/2023	101/2023	1/07/2023	Various amendments to the new financial years fees and charges

Accommodation

Details	Basis of Charge	GST	2023-2024 (Incl GST) \$
Transit accommodation for commercial / contractor / employee usage			
Warara Street, Tom Price	per room, per night	-	180.00
Warara Street, Tom Price	whole house, per night	-	360.00
Weelamurra Court, Tom Price	per room, per night	-	180.00
Weelamurra Court, Tom Price	whole house, per night	-	540.00
Willow Street, Tom Price	per room, per night	-	180.00
Willow Street, Tom Price	whole house, per night	-	1,260.00
Simpson Street, Onslow	per room, per night	-	180.00
Simpson Street, Onslow	whole house, per night	-	720.00
Capricorn Avenue, Paraburdoo	per room, per night	-	180.00
Capricorn Avenue, Paraburdoo	whole house, per night	-	720.00
Excess cleaning fee transit houses	per transit house rules		300.00
Community Group authorised facilitators / presenters	discount, per use		50%
Consecutive nights discount	>7 nights consecutive stay		20%
Staff accommodation			
Shire-owned dwelling - Onslow	per dwelling, per week	Y	500.00
Shire-owned dwelling - Tom Price	per dwelling, per week	Y	500.00
Shire-owned dwelling - Paraburdoo	per dwelling, per week	Y	500.00
Shire-leased dwelling - Onslow	per dwelling, per week	Y	per agreement
Shire-leased dwelling - Tom Price	per dwelling, per week	Y	per agreement
Shire leased dwelling - Paraburdoo	per dwelling, per week	Y	per agreement
Bonds	per dwelling, at start	-	per agreement
Replacement Keys	at costs	Y	at cost
Maintenance call our fee ²	at costs	Y	at cost

² As per tenancy agreement, to attend out of hours maintenance enquiries, where the tenant is deemed to be at fault.



Details	Basis of Charge	GST	2023-2024 (Incl GST) \$
Landing fees - Certified maximum take-off weight			
5,700 kg or less	per landing, per tonne	Y	11.00
5,701 kg to 20,000 kg	per landing, per tonne	Y	28.00
20,001 kg or greater	per landing, per tonne	Y	36.00
Aircraft parking - Main apron			
Non-RPT aircraft - Single use in excess of 1 hours	per tonne, per hour	Y	4.00
Non-RPT aircraft - Single use (6:00pm to 7:00am)	per tonne	Y	4.00
Aircraft parking - General aviation apron (non-leased sites)			
Aircraft < 5,700kg - Ad hoc, itinerate users	per night	Y	24.00
Aircraft < 5,700kg - Locally based aircraft	per month	Y	52.00
Aircraft < 5,700kg - Locally based aircraft	per annum	Y	561.00
Aircraft parking - General aviation apron (leased sites)			
All users	per aircraft	Y	per agreement
Airport aircraft hangar			
Hangar lease	per aircraft	Y	per agreement
General (Mike) - Ad hoc usage (Minimum 90 m2)	per sqm, per day	Y	0.40
General (Mike) - Ad hoc usage (Minimum 90 m2)	per sqm, per week	Y	2.20
General (Tango) - Ad hoc usage (Minimum 150 m2)	per sqm, per day	Y	0.40
General (Tango) - Ad hoc usage (Minimum 150 m2)	per sqm, per week	Y	2.20
Rotary Wing - Ad hoc usage (Minimum 200 m2)	per sqm, per day	Y	0.40
Rotary Wing - Ad hoc usage (Minimum 200 m2)	per sqm, per week	Y	2.20
Reimbursement recovery - Electricity	per billing period	Y	at Cost
Reimbursement recovery - Water	per billing period	Y	at Cost
Ad hoc usage - Bond	per hire	Y	500.00
Ad hoc usage - Key bond	per key	Y	100.00
Community group with community lease discount	per agreement	Y	per resolution

Details	Basis of Charge	GST	2023-2024 (Incl GST) \$
Airport briefing / break room			
Terminal floor space - Ad hoc usage	per sqm, per hour	Y	per agreement
Terminal floor space - Ad hoc usage	per sqm, per day	Y	per agreement
Briefing room	per annum	Y	per agreement
Briefing room - Ad hoc usage	per hour	Y	45.00
Briefing room - Ad hoc usage	per day	Y	315.00
Briefing room - Ad hoc usage bond	per hire	Y	500.00
Briefing room - Ad hoc usage key bond	per key	Y	100.00
Briefing room - Ad hoc usage non-exclusive (operations)	per room, per week	Y	450.00
Passenger fees			
Adult and child - Arriving and departing	per seat	Y	27.00
Security and screening charge - Departing passenger	per seat	Y	26.00
Overtime screening fee - Applied to delayed services	per hour	Y	450.00
Common user check-in counter	per passenger	Y	1.20
<i>Passenger fees / head tax is applicable on services above 5,700 kg for all arrivals and departures.</i>			
<i>The Shire of Ashburton reserves the right to establish agreements with partners based on commercial arrangements.</i>			
Airside environmental charge			
Failure to adequately clean fuel or oil spills	per incident	Y	at cost
<i>This charge applies only to cleaning of fuel and oil spills at the airport.</i>			
Airside Environmental Charge			
Terminal advertising	per instance	Y	per agreement
Car rental booth	per instance	Y	per agreement
Terminal floor space	per instance	Y	per agreement
Kiosk	per instance	Y	per agreement
Hire car parking bays	per instance	Y	per agreement
Dispatch office	per instance	Y	per agreement
Shared office space	per instance	Y	per agreement
Airport vending machines - Stocked by external party	per instance	Y	per agreement



Details	Basis of Charge	GST	2023-2024 (Incl GST) \$
Property leases			
Landside / airside lots	per lot, per annum	Y	per agreement
Fuel farm lot	per lot, per annum	Y	per agreement
Reimbursement recovery - Electricity	per billing period	Y	at Cost
Reimbursement recovery - Water	per billing period	Y	at Cost
Other Airport			
Kiosk refreshments	per item	Y	retail pricing
Vending machine refreshments	per item	Y	retail pricing
Airport replacement KA key	per key	Y	50.00
Aviation security identification card	per card	Y	336.60
Aviation security identification card - Replacement	per card	Y	60.00
Terminal key / access card - Deposit	per card	-	50.00
Terminal key / access card - Replacement	per card	Y	55.00
Ad hoc usage - Key bond	per key	-	100.00
Clean Fill	per m ³	Y	6.60
Air services reporting officer requirement	per hour	Y	110.00
Airport Services Officer (Minimum)	per hour	Y	145.00
Airport Services Officer (< 1 hour)	per 15 minutes	Y	40.00

Aquatic Facilities

Details	Basis of Charge	GST	2023-2024 (Incl GST) \$
Entry			
Infants (0 to 4 years)	per person	Y	1.00
Children (5 to 15 years)	per person	Y	3.00
Adults (16 years and over)	per person	Y	5.00
Concession / Health Care / Disability card holders	per person	Y	3.00
Family (2 x adults, 2 x children)	per family	Y	15.00
In-term school swim program	per child	Y	2.50
Non-swimmer / spectator	per person	Y	1.00
Swimming carnivals	per child	Y	2.50
Vacation swimmer - Education program	per child	Y	2.50
Multi-entry passes			
10 x child passes	per pass	Y	24.00
10 x adult passes	per pass	Y	40.00
20 x child passes	per pass	Y	45.00
20 x adult passes	per pass	Y	75.00
Member discount	per pass	Y	20%
Season pass			
Child	per pass	Y	122.00
Adult	per pass	Y	173.00
Family (2 x adults, 2 x children)	per pass	Y	356.00
Extra child on family pass	per child, per pass	Y	25.50
Member discount	per pass	Y	20%
<i>Passes are valid at any Shire of Ashburton aquatic facility.</i>			
<i>Free entry is provided to the public on Australia Day, Easter, Christmas events and the Virtual Rottneast Swim.</i>			
<i>No refunds are available on pool entry fees, including passes.</i>			
<i>A Companion Card holder is entitled to free access when the holder is accompanying the person being cared for.</i>			
Sales			
Pro-shop	per item	Y	retail pricing
Kiosk sales	per item	Y	retail pricing



Details	Basis of Charge	GST	2023-2024 (Incl GST) \$
Swimming programs and courses			
Bronze Medallion (including award fees)	per person	Y	market rate
Bronze Medallion re-qualification (including award fees)	per person	Y	market rate
Resuscitation (including award fees)	per person	Y	market rate
Resuscitation re-qualification (including award fees)	per person	Y	market rate
Private tuition and other courses	per person	Y	market rate
Pool Lifeguard program	per person	Y	market rate
Aqua Fitness Instructor program	per person	Y	market rate
Infant Aquatics program	per person	Y	market rate

Facility hire

Lane hire	per hour, per lane	Y	10.50
Pool hire - Private functions - Outside normal hours	per hour	Y	207.50
Bond - Facility	per hire	-	500.00
Bond - Key	per key	-	100.00
Not-for-profit junior organisation discount	per hire	Y	50%

Hiring of lanes and pool will be assessed in relation to other events, requirements and usage of the facility.

Building Control

Details	Basis of Charge	GST	2023-2024 (Incl GST) \$
Uncertified building permit applications - House and domestic buildings			
Building permit - Minimum fee	per application	-	110.00
Building Permit Class 1 or 10 - Above minimum	per application	-	per calculation 0.32% of estimated development cost
Building services levy - Minimum fee	per application	-	61.65
Building services levy - Applications over \$45,000	per application	-	per calculation 0.137% of estimated development cost
Building Construction Industry Training Fund levy - Applications over \$20,000	per application	-	per calculation 0.2% of estimated development cost
Certified building permit applications - House and domestic buildings			
Building permit - Minimum fee	per application	-	110.00
Building Permit Class 1 or 10 - Above minimum	per application	-	per calculation 0.19% of estimated development cost
Building services levy - Minimum fee	per application	-	61.65
Building services levy - Applications over \$45,000	per application	-	per calculation 0.137% of estimated development cost
Building Construction Industry Training Fund levy - Applications over \$20,000	per application	-	per calculation 0.2% of estimated development cost
Certified building permit applications - Commercial, industrial and public buildings			
Council request for compliance certificate - Minimum fee	per application	-	175.00
Council request for compliance certificate - Above minimum	per application	-	per calculation 0.12% of estimated cost but not less than \$175.00
Building permit - Minimum fee	per application	-	110.00
Building permit - Class 2 to 9 - Above minimum	per application	-	per calculation 0.09% of estimated development cost
Building services levy - Minimum fee	per application	-	61.65
Building services levy - Applications over \$45,000	per application	-	per calculation 0.137% of estimated development cost
Building Construction Industry Training Fund levy - Applications over \$20,000	per application	-	per calculation 0.2% of estimated development cost



Details	Basis of Charge	GST	2023-2024 (Incl GST) \$
Building permit - Certificate of design compliance - Commercial, industrial and public buildings			
Application - Class 2 to 9 - Minimum fee	per application	-	270.00
Application - Class 2 to 9 - \$150,001 to \$500,000	per application	-	per calculation \$270 plus 0.15% in excess of \$150,000
Application - Class 2 to 9 - \$500,001 to \$1 million	per application	-	per calculation \$795 plus 0.14% in excess of \$500,000
Application - Class 2 to 9 - Above \$1 million	per application	-	per calculation \$1,495 plus 0.13% in excess of \$1 million
Building services levy - Minimum fee	per application	-	61.65
Building services levy - Applications over \$45,000	per application	-	per calculation 0.137% of estimated development cost
Building Construction Industry Training Fund levy - Applications over \$20,000	per application	-	per calculation 0.2% of estimated development cost
Demolition permits			
Demolition permit application - Class 1 or 10	per building	-	110.00
Demolition permit application - Class 2 to 9	per building storey	-	110.00
Building services levy - Minimum fee	minimum fee	-	61.65
Building services levy - Applications over \$45,000	per application	-	per calculation 0.137% of estimated development cost
Building Construction Industry Training Fund levy - Applications over \$20,000	per application	-	per calculation 0.2% of estimated development cost
Occupancy permits - Commercial, industrial and public buildings			
Occupancy application	per application	-	110.00
Temporary occupancy application	per application	-	110.00
Modify occupancy application	per application	-	110.00
Replacement occupancy application	per application	-	110.00
For registration of strata scheme - Minimum	per application	-	115.00
For registration of strata scheme - Each above minimum	per application	-	11.60
For plans for re-subdivision - Minimum	per application	-	115.00
For plans for re-subdivision - Each above minimum	per application	-	11.60
Building services levy - Minimum fee	per application	-	61.65

Details	Basis of Charge	GST	2023-2024 (Incl GST) \$
Occupancy permit - Building unauthorised - Commercial, industrial and public buildings			
Occupancy application - Minimum fee	per application	-	110.00
Occupancy application - Above minimum	per application	-	per calculation 0.18% of estimated development cost
Building services levy - Minimum fee	per application	-	123.30
Building services levy - Applications over \$45,000	per application	-	per calculation 0.275% of estimated development cost
Building Construction Industry Training Fund levy - Applications over \$20,000	per application	-	per calculation 0.2% of estimated development cost
Building approval certificate where unauthorised work has been done			
Certified approval - Class 1 and 10 - Minimum fee	per application	-	110.00
Certified approval - Class 1 and 10 - Above minimum	per application	-	per calculation 0.38% of estimated development cost
Building services levy - Minimum fee	per application	-	123.30
Building services levy - Applications over \$45,000	per application	-	per calculation 0.275% of estimated development cost
Building Construction Industry Training Fund levy - Applications over \$20,000	per application	-	per calculation 0.2% of estimated development cost
Building approval certificate where unauthorised work has not been done			
Certified approval - Class 1 and 10 - Minimum fee	per application	-	110.00
Certified approval - Class 1 and 10 - Above minimum	per application	-	per calculation 0.19% of estimated development cost
Building services levy - Minimum fee	per application	-	123.30
Building services levy - Applications over \$45,000	per application	-	per calculation 0.275% of estimated development cost
Building Construction Industry Training Fund levy - Applications over \$20,000	per application	-	per calculation 0.2% of estimated development cost



Details	Basis of Charge	GST	2023-2024 (Incl GST) \$
Park homes on caravan parks and camping grounds			
Application to install a class 1a park home	per application	-	92.00
Application to install a class 3 park home	per application	-	92.00
Application to install an annexe	per application	-	92.00
Private swimming pools and spas			
Inspection fee (section 53 - Building Regulations 2012)	per year	-	57.45
Customer initiated compliance Inspection	per application	-	239.50
Extension of time permits			
Building permit	per application	-	110.00
Demolition permit	per application	-	110.00
Building approval certificate	per application	-	110.00
Occupancy permit	per application	-	110.00
Additional services and advice			
Amended plan processing fee	per plan	-	61.55
Change of details on a building permit	per application	-	61.65
Copy of approved plans (commercial and residential)	per plan	-	35.00
Retrieval of building approvals	per application	-	35.00
Contract services - Building surveyor time	per hour	Y	201.30
Contract services - Senior building surveyor time	per hour	Y	279.40
Inspection - Class 1 to 9	per plan	-	94.25
Inspection - Class 10 (minor structure, shed etc.)	per inspection	-	67.50
Request to provide certificate of business compliance	per application	-	203.75
Request to provide certificate of construction compliance	per application	Y	332.20
Sign licence	per year	-	106.50
Approval of battery powered smoke alarms	per application	-	179.40
Building plan search fees	per hour	-	53.50
Shire verge security			
Verge site inspection	per inspection	-	159.00
Bond - Residential (includes below ground pools)	per bond	-	3,060.00
Bond - Grouped dwellings (5 or more - Non-residential)	per bond	-	10,200.00

Caravan Park - Ocean View

Details	Basis of Charge	GST	2023-2024 (Incl GST) \$
Powered site			
Tourist (1-2 adults)	per site, per night	Y	50.00
Tourist (1-2 adults)	per site, per week	Y	315.00
Concession card holder - Tourist (1-2 adults)	per site, per night	Y	39.00
Concession card holder - Tourist (1-2 adults)	per site, per week	Y	258.00
Additional guest - Adult	per adult, per night	Y	12.00
Additional guest - Child	per child, per night	Y	7.00
Unpowered site			
2 x adults	per site, per night	Y	40.00
Additional guest - Adult	per adult, per night	Y	12.00
Additional guest - Child	per child, per night	Y	7.00
Cabins			
2 x adults, 2 x child	per night	Y	250.00
2 x adults, 2 x child - Once-per-week service	per week	Y	1,575.00
Additional guest - Adult	per adult, per night	Y	22.00
Additional guest - Child	per child, per night	Y	12.00
Other			
Washing machine / dryer	per cycle	Y	4.00
Gas refill	per kilo	Y	5.00
Casual shower	per shower	Y	5.00
Replace lost swipe card	per card	Y	50.00
Excess cleaning charge	per hour	Y	50.00
Damaged / missing Property	per item	Y	At Cost
Booking deposit	per booking	Y	1 x night cost
Cancellation (14 days or more)	per booking	Y	21.00
Cancellation (less than 14 days)	per booking	Y	1 x night cost
Early departure	per booking	Y	1 x night cost



Caravan Parks and Camping - Other

Details	Basis of Charge	GST	2023-2024 (Incl GST) \$
Tom Price			
Tourist park	per park	Y	per agreement
Pannawonica			
Transit park site	per bay, per night	Y	30.00
Washing machine / dryer	per cycle	Y	4.00
All Towns			
Overflow site (1-2 persons)	per bay, per night	Y	30.00

Onslow Sun Chalets

Details	Basis of Charge	GST	2023-2024 (Incl GST) \$
Motel units			
1-2 adults	per unit, per night	Y	160.00
1-2 adults	per unit, per week	Y	1,000.00
Chalets			
2 x adults, 2 x child	per night	Y	250.00
2 x adults, 2 x child - Once-per-week service	per week	Y	1,300.00
Additional guest - Adult	per adult, per night	Y	15.00
Additional guest - Child	per child, per night	Y	10.00
Other			
Damaged / missing property	per item	-	at cost + 10%
Washing machine	per cycle	Y	4.00
Lost key	per key	Y	25.00
Excess cleaning charge	per hour	Y	50.00
Booking deposit	per booking	-	1 x night cost
Cancellation (14 days or more)	per booking	Y	21.00
Cancellation (less than 14 days)	per booking	-	1 x night cost
Early departure	per booking	-	1 x night cost



Cemeteries

Details	Basis of Charge	GST	2023-2024 (Incl GST) \$
Permits and licences			
Application to hold a funeral (Funeral Director only)	per funeral	-	75.00
Licence fee (Funeral Director only)	per financial year	-	205.00
Monumental Mason licence fee	per financial year	-	215.00
General fees			
Grant of right of burial	per application	-	85.00
Grant of right of burial - Plot reservation (25 Years)	per application	-	85.00
Grant of right of burial - Renewal (additional 25 Years)	per application	-	85.00
Re-opening an ordinary grave	per interment	Y	2,750.00
Application for headstone (installation not included)	per application	-	57.00
Exhumation (at discretion)	per application	Y	on application
Burial fees			
Standard burial - Tom Price - Weekday with clean fill	per burial	Y	2,750.00
Standard burial - Onslow - Weekday	per burial	Y	1,650.00
Standard burial - Onslow - With permanent shoring box	per burial	Y	4,950.00
Standard burial - Weekend or public holiday	additional, per burial	Y	550.00
Deeper burial (between 1.8 m and 2.0 m)	additional, per burial	Y	330.00
Ashes internment	per burial	Y	110.00

Community Programs and Events

Details	Basis of Charge	GST	2023-2024 (Incl GST) \$
Ticket pricing			
General events	per ticket	Y	as determined
External equipment hire			
Stage - Available in Onslow only	per day / weekend	Y	100.00
Portable flag pole	per pole, per day	Y	20.00
Flags	per flag, per day	Y	5.00
Trestle tables	per table, per day	Y	3.00
Chairs	per chair, per day	Y	2.00
PA system hire - Weekday	per weekday	Y	60.00
PA system hire - Weekend - Collect Friday, return Monday	per weekend	Y	110.00
Inflatable screen and projector	per day	Y	200.00
Inflatable screen and projector (weekend)	per weekend	Y	300.00
Inflatable Screen	per day	Y	20.00
Shire marquee ¹	per weekend	Y	30.00
Shire branded flags and bases ¹	per day	Y	10.00
Shire branded flags and bases ¹	per weekend	Y	15.00
Audio gear hire Speakers, Mics and Mixing Board	per day	Y	200.00
Audio gear hire Speakers, Mics and Mixing Board (weekend)	per weekend	Y	300.00
Eskie	per day	Y	20.00
Eskie	per weekend	Y	30.00
Picnic mats	per rug/per day	Y	10.00
Picnic mats (weekend)	per rug/per weekend	Y	15.00
Quad Light Bar	per day	Y	80.00
Quad Light Bar (weekend)	per weekend	Y	120.00
Lectern	per day	Y	20.00
Lectern (weekend)	per weekend	Y	30.00
Table cloths	per day	Y	3.00
Table cloths (weekend)	per weekend	Y	4.50
Chair covers	per cover/per day	Y	1.00
Chair covers (weekend)	per cover/per weekend	Y	1.50

¹ If a community group has been successful in obtaining a Shire of Ashburton Small Assistance Grant, Community Support Grant or Signature Event Grant, clubs are able to book equipment free of charge for the specified event in the grant application as part of recognition of the Shire as contributor by way of donation.

If equipment is not returned to the Shire of Ashburton within 5 business days from the date of the event the group will be charged, by way of invoice, for the full replacement cost. Any damaged equipment returned to the Shire of Ashburton will be on charged, by way of invoice, to the group for repairs or replacement cost.

\$100 bond payable on all equipment even if equipment is hired as part a grant for free. Items marked with * are the only items available for free with bond still payable.



Details	Basis of Charge	GST	2023-2024 (Incl GST) \$
Food premises notification and registration			
Notification fee	per instance	-	70.00
Registration fee	per instance	-	155.00
Exempt food business notification fee	per instance	-	no charge
Food premises surveillance			
Annual registration - High risk	per year	-	615.00
Annual registration - Medium risk	per year	-	450.00
Annual registration - Low risk	per year	-	285.00
Annual registration - Low risk pre-packaged	per year	-	190.00
Annual registration - Not-for-profit groups	per year	-	no charge
New registrations reduced by 25% per elapsed quarter, applicable to registration date.			
Food premises non-compliance inspection			
Second and subsequent reinspection	per inspection	-	165.00
Re-registration after cancellation - Plus annual fee	per application	-	155.00
Trading in public places			
Additional annual registration >20km townsite radius	per annum	-	150.00
Alfresco dining annual registration (4 x tables, 8 x seats)	per annum	-	200.00
Additional table and 2 x seats	per unit	-	25.00
Alfresco application >10m2 (shop trades, outdoor eating)	per m2	-	0.17
Application for transfer of premises registration	per transfer	-	165.00
Banner sign consistent with local law	per day	-	15.45
Banner sign everyday after seven consecutive days	per day	-	10.30
Mobile vendors price	per m2, per day	-	1.06
Portable sign consistent with local law	per year	-	51.50
Trading location - Within a town centre	per day	-	74.00
Trading location - Within a town centre	per week	-	212.00
Trading location - Within a town centre	per year	-	1,590.00
Trading location - Outside a town centre	per day	-	37.50
Trading location - Outside a town centre	per week	-	106.50
Trading location - Outside a town centre	per year	-	795.00
Trading location - Not-for-profit	per year	-	no charge

Details	Basis of Charge	GST	2023-2024
			(Incl GST) \$
Hairdresser / beauty therapy / skin penetration			
Annual registration	per application	-	189.00
Transfer of commercial ownership	per licence	-	152.00
Lodging houses			
Lodging house registration - Less than 100 beds	per annum	-	295.00
Lodging house registration - More than 100 beds	per annum	-	410.00
Caravan parks and camping grounds			
Caravan park annual registration - Minimum	per application	-	200.00
Long stay site	per site	-	6.00
Short stay site	per site	-	6.00
Camp site	per site	-	3.00
Overflow site	per site	-	1.50
Transfer of licence	per application	-	100.00
Additional penalty for renewal after expiry	per renewal	-	20.00
Moveable dwelling			
Temporary accommodation application - Up to 3 months	per application	-	159.00
Temporary accommodation application - House building	per application	-	212.00
Application for a public event			
Category 1 (< 500 patrons)	per event	-	53.50
Category 2 (500 to 2,500 patrons)	per event	-	159.00
Category 3 (2,500 to 5,000 patrons)	per event	-	318.00
Category 4 (5,000 to 8,000 patrons)	per event	-	530.00
Community group / club / not-for-profit organisation	per event	-	21.50
Community markets	per day	-	21.00
Community markets	per annum	-	1,225.00
Septic tanks			
Application	per application	-	118.00
Report - Application to Health Department	per application	-	118.00
Permit to use an apparatus	per application	-	118.00



Details	Basis of Charge	GST	2023-2024 (Incl GST) \$
Offensive trades			
Poultry, rabbit, fish, shellfish and crustacean processing	per year	-	302.00
Fish curing, manure works	per year	-	214.00
Laundries, dry cleaning	per year	-	148.50
Small butcher	per year	-	173.00
Large butcher	per year	-	302.00
Offensive trade not specified	per year	-	302.00
Environmental noise exemption applications			
Regulation 18 - Event noise application	per application	-	265.00
Regulation 13 - Out of hours construction application	per application	-	530.00
Noise monitoring fee	per hour	-	159.00
Aquatic facilities / water sampling (within 20 kms of a townsite)			
Application for approval of public aquatic facility	per application	-	318.00
Annual audit sampling of public aquatic facility	per application	-	318.00
Aquatic facilities / water sampling (greater than 20 kms from a townsite)			
Application for approval of public aquatic facility	per application	-	530.00
Annual audit sampling of public aquatic facility	per application	-	530.00
Statutory service certificates			
Liquor Act - Section 39 - Includes travel time cost	per application	-	212.00
Construct, extend or alter public building application	per application	-	159.00
Public building certificate application	per application	-	159.00
Certificate of approval - Re-issue	per request	-	53.50

Details	Basis of Charge	GST	2023-2024 (Incl GST) \$
Miscellaneous			
Asbestos inspection	per application	-	192.00
Environmental health officer - Initial 30 minutes	per instance	-	135.00
Environmental health officer - Subsequent hours	per hour	-	125.00
Inspection on request	per hour	-	196.00
Island travel and accommodation	per trip	-	at cost
Pest control officer - Initial 30 minutes	per instance	-	135.00
Pest control officer - Subsequent hours	per hour	-	125.00
Mosquito control of unkept private swimming pools	per pool	-	155.00
Fines and penalties			
Food Act and Regulations	per infringement	-	as infringed
Environmental Protection Act and Regulations	per infringement	-	as infringed
Health (Asbestos) Amendment Regulations	per infringement	-	as infringed
Shire of Ashburton Local Laws	per infringement	-	as infringed



Details	Basis of Charge	GST	2023-2024
			(Incl GST) \$
Rates			
Rate instalment charge	Per instalment	-	16.50
Rates	Per enquiry	-	67.50
Rates order and requisition	Per enquiry	-	100.00
Rate book	Per copy	-	175.00
Special arrangement fee	Per assessment	-	80.00
Rate recovery fee	At cost	-	at cost
Rate instalment interest		-	5.5%
Penalty interest		-	11.0%

Sundry debtors

Interest of 8.0% will be applied on Sundry Debtor invoices outstanding for 35 days and over after date of issue. Invoices relating to grants and contributions will not be subject to the interest penalty.

Credit card surcharges

American Express	per charge	-	1.5%
Mastercard	per charge	-	1.5%
Visa	per charge	-	1.5%

Freedom of Information

Application	per enquiry	-	30.00
Research and collation time	per hour	-	30.00
Supervised access	per hour	-	30.00
Administration staff time	per hour	-	30.00
Transcribing from tape, film or computer	per hour	-	30.00
Duplicating a tape, film or computer information	actual cost	-	at cost
Delivery, packaging and postage	actual cost	-	at cost
Eligible concession card holder discount	per enquiry	-	25%
Advanced deposit of the estimated charges	per applicable item	-	25%
Further advanced deposit of the estimated charges	per applicable item	-	75%

Details	Basis of Charge	GST	2023-2024 (Incl GST) \$
Video conferencing			
Hire of equipment, room and support	per day	Y	275.00
Bond	per hire	-	550.00
Professional consultation			
Executive / senior management / professional services	per hour	Y	275.00
Shire officer	per hour	Y	110.00
Shire staff administration support	per hour	Y	60.50



Leased Facilities - Onslow

Details	Basis of Charge	GST	2023-2024 (Incl GST) \$
Community leases and licenses			
One Tree Community Services	per annum	Y	14,116.20
Onslow Rodeo Association (Grounds)	per annum	Y	550.00
Onslow Rodeo Association (Stables)	per annum	Y	550.00
Onslow Sports Club	per annum	Y	1,650.00
Onslow Tourism and Progress Association	per annum	Y	550.00
Swans	per annum	Y	550.00
Vision Christian Media	per annum	Y	550.00
Commercial leases and licenses			
Lot 201 Onslow Airport (part)	per agreement	-	per agreement
Lot 644 (51) Third Ave (part) - AQMS	per agreement	Y	per agreement
Lot 16 Onslow Road (part) - Onslow Airport	per agreement	Y	per agreement
Lot 343 (32) Second Avenue - Chemist (part)	per agreement	Y	per agreement
Onslow Aged Care Units			
Lot 654 (46) Second Ave - Carinya Units - 1 to 5	per agreement	-	per agreement
Lot 654 (46) Second Ave -Senior Citizen Units - 1 to 5	per agreement	-	per agreement
Lot 654 (46) Second Ave - Bond	per agreement	-	4 weeks rent

Leased in accordance with Department of Housing and Works Guidelines.

Leased Facilities - Paraburdoo

Details	Basis of Charge	GST	2023-2024 (Incl GST) \$
Community leases and licenses			
Karingal Neighbourhood Centre	per annum	Y	550.00
Paraburdoo Basketball Association - Storage	per annum	Y	110.00
Paraburdoo Junior Football Club	per annum	Y	110.00
Paraburdoo Netball Association	per annum	Y	110.00
Paraburdoo Pirates Rugby League and Touch Football	per annum	Y	110.00
Paraburdoo Saints Football and Sporting Club - Function	per annum	Y	1,100.00
Paraburdoo Saints Football and Sporting Club - Storage 1	per annum	Y	110.00
Paraburdoo Saints Football and Sporting Club - Storage 2	per annum	Y	110.00
Paraburdoo Taipan Cricket Club - Storage	per annum	Y	110.00
Paraburdoo Squash Racquets Association	per annum	Y	550.00
Paraburdoo Swimming Club	per annum	Y	110.00
Paraburdoo Tee ball Association - Storage	per annum	Y	110.00
Paraburdoo Tennis Club	per annum	Y	550.00
Paraburdoo Toy Library	per annum	Y	550.00
The Lifestyle Centre Paraburdoo Inc.	per annum	Y	550.00
Commercial leases and licenses			
Lot 67 Rocklea Road (part) - Bedford Truck	per agreement	Y	per agreement
Lot 811 Ashburton Avenue (part) - Shop 1	per agreement	Y	per agreement
Lot 811 Ashburton Avenue (part) - Shop 2	per agreement	Y	per agreement
Lot 565 Fortescue Place - Day Care Centre	per agreement	Y	per agreement
Lot 555 Fortescue Place - Paraburdoo Amateur Swimming Club	per agreement	Y	per agreement



Leased Facilities - Tom Price

Details	Basis of Charge	GST	2023-2024 (Incl GST) \$
Community leases and licenses			
Ashburton Women's Football Association Inc.	per annum	Y	275.00
Crushers Cricket Club	per annum	Y	275.00
Fortescue Cricket Association	per annum	Y	110.00
Fortescue National Football League - Storage	per annum	Y	110.00
Impala Kart Club Inc.	per annum	Y	550.00
Mountain View Sporting Club	per annum	Y	550.00
Nameless Family Playgroup	per annum	Y	660.00
Panthers Football Club	per annum	Y	275.00
Scorchers Cricket Club	per annum	Y	275.00
Tigers Football Club	per annum	Y	275.00
Tigers Football Club - Storage	per annum	Y	110.00
Tom Price Amateur Swimming Club	per annum	Y	110.00
Tom Price Basketball Association	per annum	Y	110.00
Tom Price BMX Club	per annum	Y	550.00
Tom Price Bowling Club	per annum	Y	1,100.00
Tom Price Diamond Club	per annum	Y	550.00
Tom Price Gymnastics	per annum	Y	330.00
Tom Price Pony and Horse Club	per annum	Y	550.00
Tom Price Junior Football Association	per annum	Y	330.00
Tom Price Junior Soccer Association	per annum	Y	no charge
Tom Price Motorcycle Club	per annum	Y	550.00
Tom Price Needle, Sewing and Quilting Club Inc	per annum	Y	550.00
Tom Price Netball Association	per annum	Y	110.00
Tom Price Sporting Shooters Association Inc.	per annum	Y	550.00
Tom Price Squash Racquets Association	per annum	Y	550.00
Tom Price Tennis Club	per annum	Y	550.00
Tom Price Touch Association	per annum	Y	275.00
Townsite Eagles Football Club	per annum	Y	275.00
Towns Cricket Club	per annum	Y	275.00
Commercial leases and licenses			
Lot 66 Nameless Valley Drive - Caravan Park	per agreement	Y	per agreement
Boss Family Fitness	per agreement	Y	per agreement

Details	Basis of Charge	GST	2023-2024 (Incl GST) \$
Office services			
DVD cleaning	per DVD	Y	4.00
Internet usage - Up to 15 minutes	per usage	Y	3.00
Internet usage - 15 to 30 minutes	per usage	Y	5.00
Internet usage - 30 minutes to 1 hour	per usage	Y	8.00
Internet for library members	per usage	-	no charge
Photocopying A4 - Black and white	per page	Y	0.80
Photocopying A4 - Colour	per page	Y	1.80
Photocopying A3 - Black and white	per page	Y	0.80
Photocopying A3 - Colour	per page	Y	2.80
Photocopying A1 < 25 pages	per page	Y	1.50
Photocopying A1 > 25 pages	per page	Y	1.30
Laminating A4	per page	Y	2.40
Laminating A3	per page	Y	4.00
Scanning and emailing	per document	Y	5.00
Fines and penalties			
Loss or damage to State library books	per book	-	per State
Loss or damage to donated library books	per book	Y	10.00
Loss or Damage to Shire library books	per book < 12 months of age	Y	10.00
Loss or Damage to Shire library books	per book < 12 months of age	Y	at cost
Overdue account administration fee	per membership	-	7.80
Replacement of library cards	per card	Y	5.00

Local Planning and Development

Details	Basis of Charge	GST	2023-2024
			(Incl GST) \$
Development applications			
Application fee - < \$50,000	per application	-	147.00
Application fee - \$50,000 to \$500,000	per application	-	per calculation 0.32% of estimated development cost
Application fee - \$500,000 to \$2.5 million	per application	-	per calculation \$1,700 plus 0.257% for every \$1 in excess of \$500k
Application fee - \$2.5 million to \$5 million	per application	-	per calculation \$7,161 plus 0.206% for every \$1 in excess of \$2.5m
Application fee - \$5 million to \$21.5 million	per application	-	per calculation \$12,633 plus 0.123% for every \$1 in excess of \$5m
Application fee - > \$21.5 million	per application	-	34,196.00
Retrospective development applications - Not extractive	per application	-	per calculation The relevant fee above plus, by way of penalty, twice that fee
Change of use, non-conforming use - Application only	per application	-	295.00
Retrospective change of use, non-conforming application	per application	-	per calculation The relevant fee above plus, by way of penalty, twice that fee
Amend or cancel development approval determination	per application	-	295.00
Holiday accommodation development approval renewal	per application	-	136.36
Extractive industry			
Application	per application	-	739.00
Retrospective development application	per application	-	per calculation The relevant fee above plus, by way of penalty, twice that fee
Sub-division clearance			
Not more than 5 lots	per lot	-	73.00
More than 5 lots, up to 195 lots	per lot, first 5 lots	-	73.00
More than 5 lots, up to 195 lots	per lot, subsequent lots	-	35.00
More than 195 lots	per clearance	-	7,393.00
Application for Certificate of Approval for Strata Plan (Form 24)			
Up to and including 5 Lots - Base fee	per application	-	656.00
Up to and including 5 Lots	per lot	-	65.00
More than and up to 100 lots - Base fee	per application	-	981.00
More than and up to 100 lots	per lot	-	42.50
More than 100 lots	per application	-	5,113.50

Details	Basis of Charge	GST	2023-2024
			(Incl GST) \$
Home occupation			
Initial application for approval - Not commenced	per application	-	222.00
Initial application for approval - Commenced	per application	-	per calculation
			The fee above plus, by way of penalty, twice that fee
Renewal approval application - Before current expiration	per application	-	73.00
Renewal approval application - After expiration	per application	-	per calculation
			The fee above, plus by way of penalty, twice that fee
Scheme Amendments			
Town Planning Scheme Amendment initiation - Base	per application	-	1,500.00
Scheme Amendment initiation - Additional rate	per hour	-	per calculation
Town Planning Scheme Amendment final adoption - Base	per application	-	2,500.00
Scheme Amendment final adoption - Additional rate	per hour	-	per calculation
Director / City / Shire Planner	per hour	-	88.00
Manager / Senior Planner	per hour	-	66.00
Planning Officer	per hour	-	36.86
Other Staff (Environmental Health Officer etc.)	per hour	-	36.86
Secretary / Administrative Clerk	per hour	-	30.20
Structure Plans			
Structure or Development Plan adoption - Base	per plan	-	1,000.00
Structure or Development Plan adoption - Additional rate	per plan	-	per calculation
Structure or Development Plan final adoption - Base	per plan	-	1,500.00
Structure or Development Plan final adoption - Additional	per plan	-	per calculation
Director / City / Shire Planner	per hour	-	88.00
Manager / Senior Planner	per hour	-	66.00
Planning Officer	per hour	-	36.86
Other Staff (Environmental Health Officer)	per hour	-	36.86
Secretary / Administrative Clerk	per hour	-	30.20



Details	Basis of Charge	GST	2023-2024 (Incl GST) \$
Advertising charges			
Advertising - Sign on site / notification	per notification	-	58.50
Advertising	per advert	-	at cost
Other charges			
Zoning certificates	per document	-	73.00
Property settlement questionnaire response	per document	-	73.00
Written planning advice / copies of mapping products	per application	-	73.00
Other planning fees			
Extension of time - Not substantially commenced	per request	-	400.00
Extend or minor modification to a planning approval	per request	-	per calculation \$147 OR 50% of original application fee, whichever is greater
Copy of property plans - Electronic copy	per request	-	75.00
Copy of property plans - Hard copy	per request	-	per calculation \$75 plus hard copy fees based on any adopted photocopying charges
Legal agreement preparation - Fees and other costs	per document	Y	at cost
Liquor Act Certificates Section 40 - Planning	per application	-	200.00
Island travel and accommodation	per trip	-	at cost
Road reserve closure/POS/Crown land Administration	per lot	Y	550.00

Parks and Oval - Onslow

Details	Basis of Charge	GST	2023-2024 (Incl GST) \$
Onslow Oval			
Commercial and business operators	per hour	Y	8.00
Charitable, community and sporting groups	per hour	Y	4.00
Line marking paint	per can	Y	6.00
Light usage - 4 x towers at full strength (15 minutes)	per token	Y	8.80
Light usage - 4 x towers at half strength (30 minutes)	per token	Y	8.80
Not-for-profit junior organisation discount	per hire	Y	50%
All day and all night >5 consecutive days discount	per hire	Y	50%

Major events on ovals will be required to pay for any damages by way of an invoice.



Parks and Ovals - Paraburdoo

Details	Basis of Charge	GST	2023-2024 (Incl GST) \$
Peter Sutherland Oval			
Commercial and business operators	per hour	Y	8.00
Charitable, community and sporting groups	per hour	Y	4.00
Line marking paint (12 cans per box)	per can	Y	6.00
Light usage	per hour, per tower	Y	7.60
Not-for-profit junior organisation discount	per hire	Y	50%
All day and all night >5 consecutive days discount	per hire	Y	50%

Major events on ovals will be required to pay for any damages by way of an invoice.

First Aid Room available free of charge as an additional item with oval bookings, subject to availability. Bonds apply.

Judy Woodvine Oval

Commercial and business operators	per hour	Y	8.00
Charitable, community and sporting groups	per hour	Y	4.00
Line marking paint (12 cans per box)	per can	Y	6.00
Light usage - 100%	per hour	Y	31.00
Light usage - 60%	per hour	Y	18.00
Light usage - 40%	per hour	Y	12.50
Not-for-profit junior organisation discount	per hire	Y	50%
All day and all night >5 consecutive days discount	per hire	Y	50%

Major events on ovals will be required to pay for any damages by way of an invoice.

Parks and Ovals - Tom Price

Details	Basis of Charge	GST	2023-2024 (Incl GST) \$
Village Green			
Commercial and business operators	per hour	Y	6.50
Charitable, community and sporting groups	per hour	Y	3.00
Line marking paint (12 cans per box)	per can	Y	6.00
Not-for-profit junior organisation discount	per hire	Y	50%
All day and all night >5 consecutive days discount	per hire	Y	50%

Major events on ovals will be required to pay for any damages by way of an invoice.

Training Field

Commercial and business operators	per hour	Y	8.00
Charitable, community and sporting groups	per hour	Y	4.00
Line marking paint (12 cans per box)	per can	Y	6.00
Light usage	per hour	Y	11.50
Not-for-profit junior organisation discount	per hire	Y	50%
All day and all night >5 consecutive days discount	per hire	Y	50%

Major events on ovals will be required to pay for any damages by way of an invoice.



Details	Basis of Charge	GST	2023-2024
			(Incl GST) \$
Clem Thompson Memorial Oval			
Commercial and business operators	per hour	Y	8.00
Charitable, community and sporting groups	per hour	Y	4.00
Line marking paint (12 cans per box)	per can	Y	6.00
Light usage - 100%	per hour	Y	31.00
Light usage - 60%	per hour	Y	18.00
Light usage - 40%	per hour	Y	12.50
Not-for-profit junior organisation discount	per hire	Y	50%
All day and all night >5 consecutive days discount	per hire	Y	50%

Major events on ovals will be required to pay for any damages by way of an invoice.

First Aid Room available free of charge as an additional item with oval bookings, subject to availability. Bonds apply.

Tjiluna Oval

Commercial and business operators	per hour	Y	8.00
Charitable, community and sporting groups	per hour	Y	4.00
Line marking paint (12 cans per box)	per can	Y	6.00
Light usage	per hour, per tower	Y	7.60
Not-for-profit junior organisation discount	per hire	Y	50%
All day and all night >5 consecutive days discount	per hire	Y	50%

Major events on ovals will be required to pay for any damages by way of an invoice.

Minna Oval

Commercial and business operators	per hour	Y	8.00
Charitable, community and sporting groups	per hour	Y	4.00
Line marking paint (12 cans per box)	per can	Y	6.00
Light usage - 100%	per hour	Y	31.00
Light usage - 60%	per hour	Y	18.00
Light usage - 40%	per hour	Y	12.50
Not-for-profit junior organisation discount	per hire	Y	50%
All day and all night >5 consecutive days discount	per hire	Y	50%

Major events on ovals will be required to pay for any damages by way of an invoice.

Public Facilities - Onslow

Details	Basis of Charge	GST	2023-2024 (Incl GST) \$
Multi Purpose Centre - Sports Hall			
Commercial and business operators	per hour	Y	27.00
Charitable, community and sporting groups	per hour	Y	20.00
3 Consecutive (24 hour) Days Use must be for children (up to 17 yea	Up to 3 consecutive 24 hour days	Y	500.00
Casual admittance (when not hiring venue)	per person, per hour	Y	2.00
Failure to turn off air conditioner	per occurrence	Y	55.00
Bond - With alcohol	per hire	-	1,000.00
Bond - Without alcohol	per hire	-	500.00
Key bond	per key	-	100.00
Cleaning fee	per hour	Y	110.00
Not-for-profit junior organisation discount	per hire	Y	50%
All day and all night >5 consecutive days discount	per hire	Y	50%

3 Consecutive Days Hire - For the benefit of mental health or physical activity for children up to 17 years of age.

Multi Purpose Centre - Kitchen (when not part of other venue hire)

Commercial and business operators	per hour	Y	11.00
Charitable, community and sporting groups	per hour	Y	8.00
Bond - With alcohol	per hire	-	1,000.00
Bond - Without alcohol	per hire	-	500.00
Key bond	per key	-	100.00
Cleaning fee	per hour	Y	110.00
Not-for-profit junior organisation discount	per hire	Y	50%
All day and all night >5 consecutive days discount	per hire	Y	50%



Details	Basis of Charge	GST	2023-2024 (Incl GST) \$
Onslow Skate Park Canteen, Change Room and Toilets			
Commercial and business operators	per hour	Y	11.00
Charitable, community and sporting groups	per hour	Y	8.00
Bond - With alcohol	per hire	-	1,000.00
Bond - Without alcohol	per hire	-	500.00
Key bond	per key	-	100.00
Cleaning fee	per hour	Y	110.00
Not-for-profit junior organisation discount	per hire	Y	50%
All day and all night >5 consecutive days discount	per hire	Y	50%
RM Forrest Memorial Hall			
Commercial and business operators	per hour	Y	27.00
Charitable, community and sporting groups	per hour	Y	20.00
Bond - With alcohol	per hire	-	1,000.00
Bond - Without alcohol	per hire	-	500.00
Key bond	per key	-	100.00
Cleaning fee	per hour	Y	110.00
Not-for-profit junior organisation discount	per hire	Y	50%
All day and all night >5 consecutive days discount	per hire	Y	50%
Onslow Community Garden			
Commercial / Business Operator Use, inc. Kitchen & Pizza Oven	Per Hire	Y	20.00
Charitable / Community / Sporting Group Use, Inc Kitchen & Pizza Oven	Per Hire	Y	10.00
Bond - With alcohol	per hire	-	100.00
Bond - Without alcohol	per hire	-	50.00

Pizza oven cannot be used during a total fire ban. Refund will apply.

Details	Basis of Charge	GST	2023-2024 (Incl GST) \$
Onslow Gym			
Adult pass	per day	Y	10.00
Adult pass	per week	Y	50.00
Adult pass	per month	Y	123.50
Adult pass	per half year	Y	379.00
Adult pass	per year	Y	529.50
Family pass (2 x adults)	per half year	Y	514.00
Family pass (2 x adults)	per year	Y	664.00
Concession card - Adult pass	per day	Y	7.00
Concession card - Adult pass	per week	Y	34.50
Concession card - Adult pass	per month	Y	98.50
Concession card - Adult pass	per half year	Y	337.50
Concession card - Adult pass	per year	Y	446.50
Corporate and business administration fee	one-off fee, per year	Y	104.00
Corporate and business card access - Invoiced monthly	per person, per day	Y	7.00
Card bond - Reimbursed on return of card	per card	-	15.00
Replacement charge for lost cards	each	Y	50.00

A Companion Card holder is entitled to free access when the holder is accompanying the person being cared for.

No refunds are available on memberships.

Misuse of the facility and / or access cards will result in cancellation of entry and issuing of fees.



Details	Basis of Charge	GST	2023-2024 (Incl GST) \$
Business House			
Commercial / business functions	whole house, per day	Y	260.00
Commercial / business functions	whole house, per hour	Y	36.00
Commercial / business functions	per room, per day	Y	155.00
Commercial / business functions	per room, per hour	Y	21.00
Charitable / community groups	whole house, per day	Y	208.00
Charitable / community groups	whole house, per hour	Y	26.00
Charitable / community groups	per room, per day	Y	104.00
Charitable / community groups	per room, per hour	Y	10.50
Bond - With alcohol	per hire	-	1,000.00
Bond - Without alcohol	per hire	-	500.00
Key bond	per key	-	100.00

Public Facilities - Other and General Charges

Details	Basis of Charge	GST	2023-2024 (Incl GST) \$
Basketball and netball courts			
Commercial and business operators	per hour	Y	6.00
Charitable, community and sporting groups	per hour	Y	4.00
Lights	per hour	Y	11.00
Not-for-profit junior organisation discount	per hire	Y	50%
All day and all night >5 consecutive days discount	per hire	Y	50%

Bonds

Bond - With alcohol	per hire	-	1,000.00
Bond - Without alcohol	per hire	-	500.00
Key bond	per key	-	100.00
Equipment bond - Tables, chairs, PA system etc.	per hire	-	500.00

Not all equipment is available in all locations.

Cleaning charges

Failure to clean and tidy venue and any equipment	per hour	Y	110.00
Failure to restack tables and chairs at venues	per hour	Y	62.50
Damaged or missing tables	each	Y	265.00
Damaged or missing Chairs	each	Y	127.00
Other furniture and fittings damaged or missing	each	Y	at cost

Liquor permit

Liquor permit application	per event	-	26.00
---------------------------	-----------	---	-------

Payment for permit is required 2 weeks prior to facility hire.



Public Facilities - Paraburdoo

Details	Basis of Charge	GST	2023-2024 (Incl GST) \$
Ashburton Hall			
Commercial and business operators	per hour	Y	27.00
Charitable, community and sporting groups	per hour	Y	20.00
3 Consecutive (24 hour) Days Use must be for children (up to 17 yea	Up to 3 consecutive 24 hour days	Y	500.00
Bond - With alcohol	per hire	-	1,000.00
Bond - Without alcohol	per hire	-	500.00
Key bond	per key	-	100.00
Cleaning fee	per hour	Y	110.00
Not-for-profit junior organisation discount	per hire	Y	50%
All day and all night >5 consecutive days discount	per hire	Y	50%

3 Consecutive Days Hire For the benefit of mental health or physical activity for children up to 17 years of age.

Lesser Room (meeting room connected to Ashburton Hall)

Commercial and business operators	per hour	Y	20.00
Charitable, community and sporting groups	per hour	Y	11.00
Bond - With alcohol	per hire	-	1,000.00
Bond - Without alcohol	per hire	-	500.00
Key bond	per key	-	100.00
Cleaning fee	per hour	Y	110.00
Not-for-profit junior organisation discount	per hire	Y	50%
All day and all night >5 consecutive days discount	per hire	Y	50%

Details	Basis of Charge	GST	2023-2024
			(Incl GST) \$
Community Hub - Sports Hall Multi-Purpose Courts			
Commercial and business operators	per hour	Y	27.00
Charitable, community and sporting groups	per hour	Y	20.00
3 Consecutive (24 hour) Days Use must be for children (up to 17 yea	Up to 3 consecutive 24 hour days	Y	500.00
Casual admittance (without hiring venue)	per person, per hour	Y	2.00
Bond - With alcohol	per hire	Y	1,100.00
Bond - Without alcohol	per hire	-	500.00
Key / Swipe card bond	per key	-	100.00
Cleaning Fee	per hour	Y	110.00
Not-for-profit junior organisation discount	per hire	Y	50%
All day and all night >5 consecutive days discount	per hire	Y	50%

3 Consecutive Days Hire For the benefit of mental health or physical activity for children up to 17 years of age.

Paraburdoo Primary School has access to the sports hall free of charge during school operating hours.

Bookings to be made through Space to Co, with all relevant documentation. Key / swipe card bonds still apply.

Community Hub - Change Rooms Oval Side

Commercial and business operators	per hour - day	Y	12.50
Charitable, community and sporting groups	per hour - day	Y	8.50
Bond - With alcohol	per hire	-	1,000.00
Bond - Without alcohol	per hire	-	500.00
Key bond	per key	-	100.00
Cleaning fee	per hour	Y	110.00
Not-for-profit junior organisation discount	per hire	Y	50%
All day and all night >5 consecutive days discount	per hire	Y	50%

Paraburdoo Indoor Cricket Nets

Commercial and business operators	per hour	Y	3.50
Charitable, community and sporting groups	per hour	Y	2.50
Lights	per hour	Y	6.50
Not-for-profit junior organisation discount	per hire	Y	50%
All day and all night >5 consecutive days discount	per hire	Y	50%



Public Facilities - Tom Price

Details	Basis of Charge	GST	2023-2024 (Incl GST) \$
Community Centre			
Commercial and business operators	per hour	Y	27.00
Charitable, community and sporting groups	per hour	Y	20.00
3 Consecutive (24 hour) Days Use must be for children (up to 17 yea	Up to 3 consecutive 24 hour days	Y	500.00
Bond - With alcohol	per hire	-	1,000.00
Bond - Without alcohol	per hire	-	500.00
Key bond	per key	-	100.00
Cleaning fee	per hour	Y	110.00
Not-for-profit junior organisation discount	per hire	Y	50%
All day and all night >5 consecutive days discount	per hire	Y	50%

School holiday rates - For the benefit of mental health or physical activity for children up to 17 years of age.

Civic Centre - Area W

Commercial and business operators	per hour	Y	27.00
Charitable, community and sporting groups	per hour	Y	20.00
Bond - With alcohol	per hire	-	1,000.00
Bond - Without alcohol	per hire	-	500.00
Key bond	per key	-	100.00
Cleaning fee	per hour	Y	110.00
Not-for-profit junior organisation discount	per hire	Y	50%
All day and all night >5 consecutive days discount	per hire	Y	50%

Details	Basis of Charge	GST	2023-2024 (Incl GST) \$
Clem Thompson Memorial Sports Pavilion - Ground Floor			
Commercial and business operators	per hour	Y	33.00
Charitable, community and sporting groups	per hour	Y	7.00
Sporting groups - Training	per hour	Y	3.00
Bond - With alcohol	per hire	-	1,000.00
Bond - Without alcohol	per hire	-	500.00
Key bond	per key	-	100.00
Cleaning fee	per hour	Y	110.00
Not-for-profit junior organisation discount	per hire	Y	50%
All day and all night >5 consecutive days discount	per hire	Y	50%

Clem Thompson Memorial Sports Pavilion - First floor (function and bar area)

Commercial and business operators	per hour - day	Y	33.00
Charitable, community and sporting groups	per hour - day	Y	25.00
Bond - With alcohol	per hire	-	1,000.00
Bond - Without alcohol	per hire	-	500.00
Key bond	per key	-	100.00
Cleaning fee	per hour	Y	110.00
Not-for-profit junior organisation discount	per hire	Y	50%
All day and all night >5 consecutive days discount	per hire	Y	50%



Details	Basis of Charge	GST	2023-2024 (Incl GST) \$
Tom Price Community Recreation Centre - Performing Arts Centre (Senior High School)			
Commercial and business operators	per hour	Y	25.00
Charitable, community and sporting groups	per hour	Y	21.00
Bond - With alcohol	per hire	-	1,000.00
Bond - Without alcohol	per hire	-	500.00
Key bond	per key	-	100.00
Cleaning fee	per hour	Y	110.00
Not-for-profit junior organisation discount	per hire	Y	50%
All day and all night >5 consecutive days discount	per hire	Y	50%
Tom Price Community Recreation Centre - Sports Hall and Gym			
Commercial and business operators	per hour - day	Y	25.00
Charitable, community and sporting groups	per hour - day	Y	21.00
Bond - With alcohol	per hire	-	1,000.00
Bond - Without alcohol	per hire	-	500.00
Key bond	per key	-	100.00
Cleaning fee	per hour	Y	110.00
Not-for-profit junior organisation discount	per hire	Y	50%
All day and all night >5 consecutive days discount	per hire	Y	50%
Minna Oval Canteen - Area W			
Commercial and business operators	per hour	Y	12.00
Charitable, community and sporting groups	per hour	Y	8.50
Bond - With alcohol	per hire	-	1,000.00
Bond - Without alcohol	per hire	-	500.00
Key bond	per key	-	100.00
Cleaning fee	per hour	Y	110.00
Not-for-profit junior organisation discount	per hire	Y	50%
All day and all night >5 consecutive days discount	per hire	Y	50%

Details	Basis of Charge	GST	2023-2024
			(Incl GST) \$
Dog registration fees - Unsterilised dogs			
1 year	per dog	-	50.00
1 Year (after 31 May) - First registration only	per dog	-	25.00
3 Years	per dog	-	120.00
Lifetime	per dog	-	250.00
Concession card holder discount	per dog	-	50%
Prescribed dog for droving or tending stock discount	per dog	-	75%
Dog registration fees - Sterilised dogs			
1 Year	per dog	-	20.00
1 Year (after 31 May) - First registration only	per dog	-	10.00
3 Years	per dog	-	42.50
Lifetime	per dog	-	100.00
Concession card holder discount	per dog	-	50%
Prescribed dog for droving or tending stock discount	per dog	-	75%
Dog control			
Dangerous / restricted breed dog signs	per sign	-	34.00
Ranger services	per hour	Y	82.50
Seizure of a dog without impounding it	per dog	-	30.00
Seizure and impounding of dog	per dog	-	74.00
Daily keeping sustenance fee (all dogs) for impounds	per dog, per day	Y	30.00
Return of impounded dog outside normal hours	per dog	Y	50.00
Application for more than two dogs	per application	-	136.00
Dog kennelling and licences			
Daily keeping sustenance fee (all dogs)	per dog per day	Y	30.00
Cancellation with less than 24 hours notice (of fee)	per instance	Y	0.50
Cancellation with more than 24 hours notice (of fee)	per instance	Y	100%
Approved kennel establishment licence renewal	per application	-	200.00
Dog products			
Bark collar bond - Refundable on return of collar	per collar	-	175.00
Replacement of tag	per tag	Y	3.20

Details	Basis of Charge	GST	2023-2024 (Incl GST) \$
Animal destruction			
Dog destruction	per dog	Y	75.00
Cat destruction	per cat	Y	63.00
Animal microchipping			
Dog	per dog	Y	50.00
Cat	per cat	Y	35.00
Bee keeping			
Keeping bee hives within townsite - Maximum of 2	per annum	-	82.00
Cat registration fees - Sterilised			
1 year	per cat	-	20.00
1 year (after 31 May) - First registration only	per cat	-	10.00
3 years	per cat	-	42.50
Lifetime	per cat	-	100.00
Concession card holder discount	per cat	-	50%
Cat control			
Seizure and impounding of cat	per cat	-	58.00
Daily keeping sustenance fee (all cats)	per day	-	15.00
Grant or renewal of approval to breed cats, either sex	per breeding cat	-	100.00
Licence to keep an approved cat pound	per pound	-	116.00
Traps			
Cat trap bond - Refundable on return of trap	per trap	-	122.50
Dog trap bond - Refundable on return of trap	per trap	-	430.00
Impounded horses, mules, asses, camels, bulls or boars			
Maintenance	per day, per head	-	50.75
Maintenance - Over 2 years old, first 24 hours or part of	additional, per head	-	3.25
Impounding fee - By discretion	per head	-	8.25

Details	Basis of Charge	GST	2023-2024 (Incl GST) \$
Impounded mares, geldings, colts, fillies, foals, cows, steers, calves, rams or pigs			
Maintenance	per day, per head	-	39.00
Maintenance - Over 2 years old, first 24 hours or part of	additional, per head	-	1.75
Impounding fee - By discretion	per head	-	8.25
Fines and penalties			
Littering	per infringement	-	as infringed
Illegal camping	per infringement	-	as infringed
Other matters (off-road vehicles, noise, etc.)	per infringement	-	as infringed
Impounded vehicles			
Abandoned vehicle recovery - Contractors - Standard	per recovery	-	455.00
Abandoned vehicle recovery - Staff - Standard	per hour	-	185.00
Holding an impounded vehicle	per day	-	10.70



Transport, Private Works and Other

Details	Basis of Charge	GST	2023-2024
			(Incl GST) \$
Hire of council equipment - Wet-hire (home)			
Grader	per hour	Y	265.00
Street Sweeper	per hour	Y	245.00
Prime Mover and Float	per hour	Y	265.00
Prime Mover and Sidetipper	per hour	Y	245.00
Front End Loader	per hour	Y	265.00
Prime Mover and Watercart	per hour	Y	245.00
Hire of council equipment - Wet hire (away)			
Grader	per hour	Y	300.00
Street Sweeper	per hour	Y	285.00
Prime Mover and Float	per hour	Y	285.00
Prime Mover and Sidetipper	per hour	Y	330.00
Front End Loader	per hour	Y	265.00
Prime Mover and Wastercart	per hour	Y	245.00
Prime Mover and Sidetipper Road Train	per hour	Y	360.00
Other private works			
Outdoor crew	per person, per hour	Y	115.00
Maintenance streets, roads, bridges			
Permanent road closures	per application	-	500.00
Temporary road closures	per application	-	130.00
Permit to work on a road reserve	per application	-	100.00
Heavy vehicle road use permit	per application	-	100.00
Standpipe usage			
Water from rural standpipes - Per Water Corporation	per kilolitre	-	13.50
Water from Shire main meter	per kilolitre	-	2.80
Cancellations - General			
No notice - % of hire	per hire	Y	100%
24 hours notice - % of hire	per hire	Y	75%
Over 1 week notice - % of hire	per hire	Y	no charge

Visitor Centre - Tom Price

Details	Basis of Charge	GST	2023-2024 (Incl GST) \$
Holiday planner brochure			
Full page advertisement	per page	Y	965.00
Half page advertisement	per half page	Y	560.00
Quarter page advertisement	per 13cm x 9cm	Y	280.00
Business card advertisement	per 8cm x 5cm	Y	188.00
Strip advertisement	per 12cm x 5cm	Y	153.00
Member discount	per advertisement	Y	20%
Annual membership (within the Shire of Ashburton)			
Tourism business	per membership	Y	163.00
General business	per membership	Y	107.50
Individual / at home operators	per membership	Y	74.00
Not for profit groups / operators	per membership	Y	74.00
Consignments / commissions	per instance	Y	per agreement
Annual membership (outside the Shire of Ashburton)			
Tourism / general business	per membership	Y	99.00
Individual / at home operators	per membership	Y	86.00
Not for profit groups / operators	per membership	Y	86.00
Consignments / commissions	per membership	Y	per agreement
General items			
Shower	per shower	Y	4.00
Merchandise and souvenirs	per item	Y	retail pricing
Recharge electrical devices (Mobile phones, tablets etc.)	per device	Y	2.00
Refreshments (inc. GST)	per item	Y	retail pricing
Refreshments (ex. GST)	per item	-	retail pricing
Large Scale Laminating	Per meter	Y	30.00



Waste Collection

Details	Basis of Charge	GST	2023-2024
			(Incl GST) \$
Household / domestic refuse			
Weekly service - 240 litre bin	per bin, per annum	-	520.00
Weekly service - Additional 240 litre bin	per bin, per annum	-	520.00
Replacement (lost / stolen / damaged) - 240 litre bin	per bin	-	165.00
Missed bins / single collection	per bin	-	65.00
Community group, with community lease, discount	per service		50%
Replacement bin (damaged by collection process)	per bin		no charge
Commercial / industrial refuse			
Weekly service - 240 litre bin	per bin, per annum	-	860.00
Weekly service - Additional 240 litre bin	per bin, per annum	-	860.00
Weekly service - 1,100 litre bin	per bin, per annum	-	1,820.00
Weekly service - Additional 1,100 litre bin	per bin, per annum	-	1,820.00
Replacement (lost / stolen / damaged) - 240 litre bin	per bin	-	165.00
Replacement (lost / stolen / damaged) - 1,100 litre bin	per bin	-	1,400.00
Missed bins / single collection	per bin	-	95.00
Community group, with community lease, discount	per service		50%
Replacement bin (damaged by collection process)	per bin		No charge
Other refuse collection - Event and short-term hire			
240 litre bin - With complete bin management	per bin	Y	70.00
240 litre bin - Additional empties	per 2 bins or less	Y	70.00
1,100 litre bin - With complete bin management	per bin	Y	180.00
1,100 Litre Bin - Additional empties	per bin	Y	180.00
1,100 litre bin - Weekly service - Minimum 1 month	per bin, per month	Y	180.00
240 litre bin - Weekly service - Minimum 1 month	per bin, per month	Y	100.00
Duplicate billing docketts and statements	each	Y	10.00

Waste Disposal

Details	Basis of Charge	GST	2023-2024
			(Incl GST) \$
Type 1 Waste			
Compactable waste not itemised elsewhere - Weighbridge	per tonne	Y	155.00
Compactable waste not itemised elsewhere - No weighbridge	m ³	Y	70.00
Clean fill - Excluding Onslow Transfer Station	per tonne		No charge

Waste must be sorted or non compactable rates apply.

Includes -

- *Raw excavated natural material such as clay, gravel, sand, soil or rock fines (excluding contaminated soils).*
- *Rocks/soils arising from the excavation of a site (excluding contaminated soils) which has been previously developed or used.*
- *Uncontaminated or treated building and demolition waste (e.g. bricks, crushed concrete and associated unavoidable small quantities of paper, plastics, glass, metal and timber that should be recovered), being material resulting from the demolition, erection, construction, refurbishment or alteration of buildings or from the construction, repair or alteration of infrastructure-type development such as roads, bridges, dams, tunnels, railways, and airports, and which is not mixed with any other type of waste (specifically green and food waste), and does not contain any asbestos or PFAS.*
- *Un-contaminated asphalt waste (e.g. resulting from road construction and waterproofing works).*
- *Biosolids categorised for unrestricted use.*
- *Casting sand (that does not contain leachable components which would require disposal in a higher class of landfill).*
- *Blasting sand or garnet (excluding that used for stripping tributyl tin - containing paints).*

Non-compactable waste not elsewhere - Weighbridge	per tonne	Y	420.00
Non-compactable waste not elsewhere - No weighbridge	m ³	Y	420.00
Clean fill - Excluding Onslow Transfer Station	per tonne		No charge

Includes -

- *Non crushed concrete and large building and demolition construction materials. Large non compactable materials within the type waste 1 description listed above (Excluding Onslow transfer station).*



Details	Basis of Charge	GST	2023-2024
			(Incl GST) \$
Type 2 Waste			
Compactable waste not itemised elsewhere - Weighbridge	per tonne	Y	170.00
Compactable waste not itemised elsewhere - No weighbridge	m ³	Y	170.00
Domestic waste householder directly to the waste facility; or Other types of domestic waste (eg domestic clean up, furniture and residential garden waste, grass sods) Limited to a car, Ute, 6x4 trailer. Does not include demolition land clearing materials.	per tonne		No charge
	m ³		No charge
Commercial Loose cubic metre type 2 waste – Paraburdoo and Onslow Transfer Station	m ³		55.00

Waste must be sorted or non compactable rates apply.

- *Municipal waste, consisting of -*
 - *Householder directly to the waste facility.*
 - *Other types of domestic waste (eg domestic clean up, furniture and residential garden waste, grass sods).*
 - *Local Council generated waste (e.g. waste from street sweeping, litter bins and parks).*
 - *Commercial waste generated from food preparation premises, supermarkets etc).*
- *Food waste*
- *Biosolids other than those categorised for unrestricted use*
- *Sewerage treatment plant grits and screenings*
- *Animal manures and carcasses*
- *Office and packaging waste (eg paper, cardboard, plastics, wood) that is not mixed with any other type of waste.*
- *Cleaned pesticide, biocide, herbicide or fungicide containers.*
- *Drained and mechanically crushed oil filters, and rags and oil absorbent materials (not containing free liquids) from automotive workshops.*
- *Disposable nappies, incontinence pads and sanitary napkins (not otherwise classified as biomedical wastes due to the presence of infectious material).*
- *Vegetative waste generated from commercial, public and residential sources, agriculture or horticulture.*
- *Non-chemical waste generated from manufacturing and services, paper, plastics, thermosets and composites.*

Non-compactable waste not elsewhere - Weighbridge	per tonne	Y	355.00
Non-compactable waste not elsewhere - No weighbridge	m ³	Y	355.00

Includes -

- *Green waste with a diameter larger than 100 mm and / or length of 1.5 m intended for land fill which fit within the description of Type 2 waste.*
- *Large bulk green waste items intended for land fill which fit within the description of type 2 waste (non-compactable).*

Clean bulk empty drums and containers for land fill	per unit	Y	55.00
Mattresses	per unit	Y	25.00

Details	Basis of Charge	GST	2023-2024
			(Incl GST) \$
Hazardous Waste			
Asbestos - Wrapped	per tonne	Y	330.00
Asbestos - Wrapped	m ³	Y	330.00
Deceased animals (Cat/Dog)	per unit	Y	15.00
Deceased animals (other)	per unit	Y	70.00
Medical waste	per tonne	Y	255.00
Burial fee for asbestos, medical and contaminated waste	per occurrence	Y	65.00
Recyclables			
Eligible sorted bottles and cans correctly placed	per unit	Y	No charge
Paint - Minimum 1 litre	per litre	Y	3.00
Empty oil containers less than 20 Litres (Need to be clean)	per unit	Y	13.00
Cooking and machinery oil - Minimum 20 litres	per litre	Y	1.00
Cooking and machinery oil - Maximum 100 Litres	per litre	Y	1.00
<i>Oil and oil containers are charged separately.</i>			
Empty and decommissioned fire extinguishers	per unit	Y	21.00
Vehicle batteries	per unit	Y	16.00
Empty and decommissioned gas bottles	per unit	Y	21.00
White goods - (Degassed only certificate required)	per unit	Y	26.00
White goods - (Not degassed)	per unit	Y	60.00
Scrap metal	m ³	Y	35.00
Scrap metal - Minimum 1 tonne	per tonne	Y	87.00
Vehicle Bodies and Tyres			
<i>Bodies must have all oils, fuel and batteries removed.</i>			
Boats and trailers	per unit	Y	65.00
Car bodies	per unit	Y	65.00
Caravans	per unit	Y	125.00
Light trucks	per unit	Y	125.00
Car or 4WD tyres - Tyres only	per unit	Y	20.00
Light truck tyres - Tyres only	per unit	Y	25.00
Car or 4WD tyres with Rim	per unit	Y	40.00
Vehicle Bodies and Tyres			
Unloading charge with Shire equipment (1 hour minimum)	per hour	Y	190.00
Relocation of incorrectly deposited waste (1 hour minimum)	per hour	Y	200.00
Weighbridge checks not certified (At Weighbridge sites only)	per tare	Y	40.00



Management Schedules

Chief Executive Office

CEO Office

		2022-2023	2022-2023	2023-2024	2023-2024	2023-2024
		Rev Budget	Forecast	C / Fwd	New	Budget
		\$	\$	\$	\$	\$
Other Revenue						
CE18001	General Reimbursements	-	-	-	-	-
Total Operating Revenue		-	-	-	-	-
Employment						
CE21001	Payroll	399,489	412,956	-	433,200	433,200
CE21002	Fringe Benefits Taxation	15,000	7,762	-	15,000	15,000
CE21003	Compensation Insurance	8,276	6,825	-	9,000	9,000
CE21004	Recruitment	12,500	15,332	-	15,000	15,000
CE21005	Training and Development	12,500	8,760	-	12,000	12,000
CE21006	Uniforms and Protective Items	1,500	1,145	-	1,500	1,500
CE21007	First Aid and Safety	500	-	-	500	500
CE21008	Agency Staff	-	-	-	-	-
CE21098	Leave Allocation	-	-	-	-	-
CE21099	Other Employment Expense	-	-	-	-	-
Office Expense						
CE22001	Telecommunications	1,100	-	-	1,000	1,000
CE22002	Minor Equipment Repairs	-	-	-	-	-
CE22003	Insurance	5,000	4,213	-	4,500	4,500
CE22004	Printing and Stationery	300	1,007	-	900	900
CE22005	Postage and Freight	50	1	-	-	-
CE22006	Advertising	-	-	-	-	-
CE22007	Minor Assets < \$5,000	-	-	-	-	-
CE22008	Subscriptions and Publications	-	-	-	-	-
CE22009	Meetings and Travel	20,000	22,008	-	34,900	34,900
CE22010	Staff Amenities	-	-	-	-	-
CE22099	Other Office Expense	-	-	-	-	-
Professional Services						
CE23001	Legal	10,000	10,946	-	10,000	10,000
CE23501	Consultancies	91,500	36,942	-	220,000	220,000



CEO Office Continued

		2022-2023	2022-2023	2023-2024	2023-2024	2023-2024
		Rev Budget	Forecast	C / Fwd	New	Budget
		\$	\$	\$	\$	\$
Programs and Services						
CE24001	Sponsorships and Awards	4,500	300	-	4,500	4,500
CE24101	CEO Employee Recognition Program	6,000	2,415	-	6,000	6,000
CE24069	Regional Alliances	5,000	5,000	-	-	-
Internal Accounting Expense						
CE29960	Housing Allocation	12,400	37,725	-	19,200	19,200
CE29970	Vehicle Allocation	15,000	7,757	-	15,000	15,000
CE29980	Administration Allocation	208,200	142,866	-	214,100	214,100
CE29998	Less Administration Allocated	(796,900)	(578,681)	-	(894,700)	(894,700)
Total Operating Expense		31,915	145,280	-	121,600	121,600
Total CEO Office		31,915	145,280	-	121,600	121,600

		2022-2023	2022-2023	2023-2024	2023-2024	2023-2024
		Rev Budget	Forecast	C / Fwd	New	Budget
		\$	\$	\$	\$	\$
Capital Funding						
AR13004	Airport Works Funding	-	-	-	-	-
Fees and Charges						
AR14029	Landing Fees	(438,200)	(403,234)	-	(640,800)	(640,800)
AR14030	Refreshment Sales	(79,200)	(70,095)	-	(129,600)	(129,600)
AR14031	Advertising Revenue	(5,500)	(5,250)	-	(5,000)	(5,000)
AR14032	Passenger Tax	(948,700)	(870,895)	-	(1,772,400)	(1,772,400)
AR14033	Security Screening Fees	(426,000)	(412,487)	-	(852,100)	(852,100)
AR14034	Aircraft Parking Fees	(10,800)	-	-	(5,000)	(5,000)
AR14035	Leases	(95,300)	(62,188)	-	(75,800)	(75,800)
AR14052	Aircraft Hangar Fees	(5,300)	-	-	(4,800)	(4,800)
Other Revenue						
AR18001	General Reimbursements	(10,394)	(10,395)	-	-	-
Total Operating Revenue		(2,019,394)	(1,834,543)	-	(3,485,500)	(3,485,500)
Employment						
AR21001	Payroll	440,585	453,818	-	475,900	475,900
AR21002	Fringe Benefits Taxation	4,900	11,608	-	4,900	4,900
AR21003	Compensation Insurance	9,022	7,440	-	7,600	7,600
AR21004	Recruitment	15,000	1,844	-	27,000	27,000
AR21005	Training and Development	22,000	18,146	-	20,000	20,000
AR21006	Uniforms and Protective Items	3,000	1,885	-	4,900	4,900
AR21007	First Aid and Safety	2,000	1,532	-	500	500
AR21008	Agency Staff	78,000	87,390	-	70,000	70,000
AR21098	Leave Allocation	-	-	-	-	-
AR21099	Other Employment Expense	-	-	-	-	-

Airport Continued

		2022-2023	2022-2023	2023-2024	2023-2024	2023-2024
		Rev Budget	Forecast	C / Fwd	New	Budget
		\$	\$	\$	\$	\$
Office Expense						
AR22001	Telecommunications	1,100	-	-	-	-
AR22002	Minor Equipment Repairs	-	-	-	2,000	2,000
AR22003	Insurance	6,874	6,874	-	7,000	7,000
AR22004	Printing and Stationery	2,900	1,423	-	3,000	3,000
AR22005	Postage and Freight	13,300	7,719	-	12,000	12,000
AR22006	Advertising	-	-	-	3,000	3,000
AR22007	Minor Assets < \$5,000	21,400	8,526	-	21,800	21,800
AR22008	Subscriptions and Publications	12,000	13,982	-	14,000	14,000
AR22009	Meetings and Travel	2,800	2,267	-	17,900	17,900
AR22010	Staff Amenities	500	-	-	500	500
AR22099	Other Office Expense	1,000	759	-	1,200	1,200
Professional Services						
AR23001	Legal	4,700	2,401	-	5,000	5,000
AR23501	Consultancies	871,800	267,207	-	1,117,000	1,117,000
Programs and Services						
AR24003	Refreshments	58,000	49,725	-	78,000	78,000
AR24005	Unallocated Time	3,114	3,115	-	50,000	50,000
AR24008	Branding and Promotion	7,600	-	-	30,000	30,000
AR24064	Licences and Permits	3,300	518	-	1,000	1,000
AR24070	Emergency and Risk Management	21,000	6,693	-	47,800	47,800
Infrastructure Operation and Maintenance						
AR26801	Onslow Airport	1,616,696	1,116,427	-	1,229,400	1,229,400
Internal Accounting Expense						
AR29960	Housing Allocation	3,800	71,147	-	74,500	74,500
AR29970	Vehicle Allocation	15,300	4,926	-	8,500	8,500
AR29980	Administration Allocation	226,900	155,755	-	254,300	254,300
AR29998	Less Administration Allocated	-	-	-	-	-
Total Operating Expense		3,468,591	2,303,125	-	3,588,700	3,588,700

Airport Continued

	2022-2023	2022-2023	2023-2024	2023-2024	2023-2024
	Rev Budget	Forecast	C / Fwd	New	Budget
	\$	\$	\$	\$	\$
Capital Expense					
AR32101 Airport - Renewal	46,000	11,299	25,000	-	25,000
AR32102 Airport - Upgrade	23,000	15,794	-	-	-
AR32103 Airport - New	1,911,647	200,539	1,623,300	20,000	1,643,300
Total Capital Expense	1,980,647	227,632	1,648,300	20,000	1,668,300
Total Airport	3,429,844	696,213	1,648,300	123,200	1,771,500



Business and Economic Development

Business and Economic Development

	2022-2023	2022-2023	2023-2024	2023-2024	2023-2024
	Rev Budget	Forecast	C / Fwd	New	Budget
	\$	\$	\$	\$	\$
Operating Funding					
ED12009 Tourism Initiatives Funding	(381,499)	-	-	-	-
Other Revenue					
ED18001 General Reimbursements	-	(1,447)	-	-	-
Total Operating Revenue	(381,499)	(1,447)	-	-	-
Employment					
ED21001 Payroll	193,608	199,602	-	241,600	241,600
ED21002 Fringe Benefits Taxation	4,200	2,607	-	4,200	4,200
ED21003 Compensation Insurance	3,141	3,141	-	3,300	3,300
ED21004 Recruitment	10,000	-	-	6,000	6,000
ED21005 Training and Development	5,000	-	-	5,000	5,000
ED21006 Uniforms and Protective Items	1,100	-	-	1,100	1,100
ED21007 First Aid and Safety	-	-	-	-	-
ED21008 Agency Staff	-	-	-	-	-
ED21098 Leave Allocation	-	-	-	-	-
ED21099 Other Employment Expense	-	-	-	-	-
Office Expense					
ED22001 Telecommunications	-	-	-	-	-
ED22002 Minor Equipment Repairs	-	-	-	-	-
ED22003 Insurance	1,940	1,939	-	2,100	2,100
ED22004 Printing and Stationery	-	-	-	-	-
ED22005 Postage and Freight	200	78	-	200	200
ED22006 Advertising	-	-	-	-	-
ED22007 Minor Assets < \$5,000	-	-	-	-	-
ED22008 Subscriptions and Publications	650	650	-	600	600
ED22009 Meetings and Travel	12,400	4,166	-	27,000	27,000
ED22010 Staff Amenities	-	-	-	-	-
ED22099 Other Office Expense	-	-	-	-	-

Business and Economic Development Continued

	2022-2023	2022-2023	2023-2024	2023-2024	2023-2024	
	Rev Budget	Forecast	C / Fwd	New	Budget	
	\$	\$	\$	\$	\$	
Professional Services						
ED23001	Legal	5,000	2,741	-	4,300	4,300
ED23501	Consultancies	117,000	20,455	94,255	234,900	329,155
Programs and Services						
ED24078	Economic Development Initiatives	27,400	16,779	-	53,600	53,600
ED24080	Affiliations and Sponsorship	140,500	143,587	-	191,500	191,500
ED24081	Tourism Initiatives	1,255,100	879,899	27,500	256,800	284,300
Internal Accounting Expense						
ED29960	Housing Allocation	3,900	8,972	-	19,500	19,500
ED29970	Vehicle Allocation	15,000	1,325	-	5,000	5,000
ED29980	Administration Allocation	95,800	65,757	-	117,300	117,300
Total Operating Expense	1,891,939	1,351,700	121,755	1,174,000	1,295,755	
Capital Expense						
ED30202	Furniture and Equipment - New	9,500	8,033	-	-	-
ED31503	Town Infrastructure - New	125,000	117,841	-	100,000	100,000
ED31403	Parks and Recreation - New	-	9,674	142,700	-	142,700
Total Capital Expense	134,500	135,549	142,700	100,000	242,700	
Total Business and Economic Development	1,644,940	1,485,801	264,455	1,274,000	1,538,455	



Visitor Centre - Tom Price

		2022-2023	2022-2023	2023-2024	2023-2024	2023-2024
		Rev Budget	Forecast	C / Fwd	New	Budget
		\$	\$	\$	\$	\$
Fees and Charges						
VC14001	Merchandise Sales	(150,200)	(166,423)	-	(182,500)	(182,500)
VC14002	Refreshment Sales	(500)	-	-	(800)	(800)
VC14003	Shower Sales	(7,200)	(4,506)	-	(7,300)	(7,300)
VC14004	National Park Passes	(7,000)	-	-	(5,500)	(5,500)
VC14005	Advertising Revenue	(7,900)	(40)	-	(8,000)	(8,000)
VC14006	Membership Revenue	(4,800)	(67)	-	(4,500)	(4,500)
VC14999	Other Fees and Charges	(2,000)	(2,077)	-	(2,000)	(2,000)
Other Revenue						
VC18001	General Reimbursements	-	-	-	-	-
VC18003	Commissions - Tour Operators	(21,100)	(13,469)	-	(23,000)	(23,000)
VC18004	Commissions - Access Road Passes	(10,800)	(3,600)	-	(15,800)	(15,800)
VC18005	Commissions - Other	-	-	-	-	-
Total Operating Revenue		(211,500)	(190,183)	-	(249,400)	(249,400)
Employment						
VC21001	Payroll	289,840	296,564	-	415,300	415,300
VC21002	Fringe Benefits Taxation	400	-	-	400	400
VC21003	Compensation Insurance	3,880	3,873	-	4,000	4,000
VC21004	Recruitment	5,000	197	-	7,000	7,000
VC21005	Training and Development	5,000	589	-	5,000	5,000
VC21006	Uniforms and Protective Items	3,000	2,416	-	3,000	3,000
VC21007	First Aid and Safety	-	-	-	-	-
VC21008	Agency Staff	-	-	-	-	-
VC21098	Leave Allocation	-	-	-	-	-
VC21099	Other Employment Expense	-	-	-	-	-

Visitor Centre - Tom Price Continued

		2022-2023	2022-2023	2023-2024	2023-2024	2023-2024
		Rev Budget	Forecast	C / Fwd	New	Budget
		\$	\$	\$	\$	\$
Office Expense						
VC22001	Telecommunications	-	-	-	-	-
VC22002	Minor Equipment Repairs	-	-	-	-	-
VC22003	Insurance	2,390	2,391	-	2,500	2,500
VC22004	Printing and Stationery	4,300	858	-	2,600	2,600
VC22005	Postage and Freight	900	368	-	500	500
VC22006	Advertising	4,600	500	-	5,200	5,200
VC22007	Minor Assets < \$5,000	3,800	397	-	2,600	2,600
VC22008	Subscriptions and Publications	8,300	3,916	-	3,900	3,900
VC22009	Meetings and Travel	-	-	-	-	-
VC22010	Staff Amenities	-	-	-	-	-
VC22099	Other Office Expense	-	-	-	-	-
Professional Services						
VC23001	Legal	-	-	-	-	-
VC23501	Consultancies	-	-	-	-	-
Programs and Services						
VC24002	Merchandise	126,100	97,250	16,072	112,400	128,472
VC24003	Refreshments	900	61	-	300	300
VC24004	Minor Maintenance	4,300	-	-	4,300	4,300
Internal Accounting Expense						
VC29960	Housing Allocation	-	-	-	-	-
VC29970	Vehicle Allocation	-	-	-	-	-
VC29980	Administration Allocation	118,100	81,081	-	203,900	203,900
VC29998	Less Administration Allocated	-	-	-	-	-
Total Operating Expense		580,810	490,462	16,072	772,900	788,972
Capital Expense						
VC30213	Furniture and Equipment - Renewal	-	-	-	10,000	10,000
Total Capital Expense		-	-	-	10,000	10,000
Total Visitor Centre - Tom Price		369,310	300,280	16,072	533,500	549,572



Deputy Chief Executive Office

DCEO Office

		2022-2023	2022-2023	2023-2024	2023-2024	2023-2024
		Rev Budget	Forecast	C / Fwd	New	Budget
		\$	\$	\$	\$	\$
Other Revenue						
DC18001	General Reimbursements	-	-	-	-	-
Total Operating Revenue		-	-	-	-	-
Employment						
DC21001	Payroll	37,850	-	-	238,700	238,700
DC21002	Fringe Benefits Taxation	-	-	-	15,000	15,000
DC21003	Compensation Insurance	-	-	-	6,000	6,000
DC21004	Recruitment	26,500	-	-	30,000	30,000
DC21005	Training and Development	-	-	-	12,000	12,000
DC21006	Uniforms and Protective Items	600	-	-	1,000	1,000
DC21007	First Aid and Safety	-	-	-	500	500
DC21008	Agency Staff	-	-	-	-	-
DC21098	Leave Allocation	-	-	-	-	-
DC21099	Other Employment Expense	-	-	-	-	-
Office Expense						
DC22001	Telecommunications	1,500	-	-	1,300	1,300
DC22002	Minor Equipment Repairs	-	-	-	-	-
DC22003	Insurance	-	-	-	4,500	4,500
DC22004	Printing and Stationery	-	-	-	900	900
DC22005	Postage and Freight	-	-	-	-	-
DC22006	Advertising	-	-	-	-	-
DC22007	Minor Assets < \$5,000	-	-	-	-	-
DC22008	Subscriptions and Publications	-	-	-	-	-
DC22009	Meetings and Travel	2,000	-	-	28,000	28,000
DC22010	Staff Amenities	-	-	-	-	-
DC22099	Other Office Expense	-	-	-	-	-
Professional Services						
DC23001	Legal	-	-	-	10,000	10,000
DC23501	Consultancies	-	-	-	43,200	43,200

DCEO Office Continued

	2022-2023	2022-2023	2023-2024	2023-2024	2023-2024
	Rev Budget	Forecast	C / Fwd	New	Budget
	\$	\$	\$	\$	\$
Programs and Services					
DC24001 Sponsorships and Awards	-	-	-	-	-
DC24101 CEO Employee Recognition Program	-	-	-	-	-
DC24069 Regional Alliances	-	-	-	-	-
Internal Accounting Expense					
DC29960 Housing Allocation	-	(4,282)	-	28,400	28,400
DC29970 Vehicle Allocation	-	-	-	-	-
DC29980 Administration Allocation	-	-	-	122,000	122,000
DC29998 Less Administration Allocated	-	-	-	(460,100)	(460,100)
Total Operating Expense	68,450	(4,282)	-	81,400	81,400
Total DCEO Office	68,450	(4,282)	-	81,400	81,400



Audit Services

Audit Services

	2022-2023	2022-2023	2023-2024	2023-2024	2023-2024
	Rev Budget	Forecast	C / Fwd	New	Budget
	\$	\$	\$	\$	\$
Other Revenue					
AU18001 General Reimbursements	-	-	-	-	-
Total Operating Revenue	-	-	-	-	-
Employment					
AU21001 Payroll	-	-	-	258,400	258,400
AU21002 Fringe Benefits Taxation	-	-	-	6,000	6,000
AU21003 Compensation Insurance	-	-	-	6,000	6,000
AU21004 Recruitment	-	-	-	30,000	30,000
AU21005 Training and Development	-	-	-	12,000	12,000
AU21006 Uniforms and Protective Items	-	-	-	1,000	1,000
AU21007 First Aid and Safety	-	-	-	500	500
AU21008 Agency Staff	-	-	-	-	-
AU21098 Leave Allocation	-	-	-	-	-
AU21099 Other Employment Expense	-	-	-	-	-
Office Expense					
AU22001 Telecommunications	-	-	-	1,300	1,300
AU22002 Minor Equipment Repairs	-	-	-	-	-
AU22003 Insurance	-	-	-	4,500	4,500
AU22004 Printing and Stationery	-	-	-	900	900
AU22005 Postage and Freight	-	-	-	-	-
AU22006 Advertising	-	-	-	-	-
AU22007 Minor Assets < \$5,000	-	-	-	-	-
AU22008 Subscriptions and Publications	-	-	-	-	-
AU22009 Meetings and Travel	-	-	-	28,000	28,000
AU22010 Staff Amenities	-	-	-	-	-
AU22099 Other Office Expense	-	-	-	-	-
Professional Services					
AU23001 Legal	-	-	-	10,000	10,000
AU23501 Consultancies	-	-	-	43,200	43,200

Audit Services Continued

	2022-2023	2022-2023	2023-2024	2023-2024	2023-2024
	Rev Budget	Forecast	C / Fwd	New	Budget
	\$	\$	\$	\$	\$
Internal Accounting Expense					
AU29960 Housing Allocation	-	(1,043)	-	22,900	22,900
AU29970 Vehicle Allocation	-	-	-	-	-
AU29980 Administration Allocation	-	-	-	130,600	130,600
AU29998 Less Administration Allocated	-	-	-	(467,100)	(467,100)
Total Operating Expense	-	(1,043)	-	88,200	88,200
Total Audit Services	-	(1,043)	-	88,200	88,200



Media and Communications

Media and Communications

		2022-2023	2022-2023	2023-2024	2023-2024	2023-2024
		Rev Budget	Forecast	C / Fwd	New	Budget
		\$	\$	\$	\$	\$
Employment						
MC21001	Payroll	305,884	322,681	-	256,100	256,100
MC21002	Fringe Benefits Taxation	300	-	-	300	300
MC21003	Compensation Insurance	2,838	2,838	-	3,000	3,000
MC21004	Recruitment	15,300	-	-	23,300	23,300
MC21005	Training and Development	18,100	5,377	-	14,000	14,000
MC21006	Uniforms and Protective Items	3,000	209	-	2,000	2,000
MC21007	First Aid and Safety	300	-	-	500	500
MC21008	Agency Staff	-	-	-	-	-
MC21098	Leave Allocation	-	-	-	-	-
MC21099	Other Employment Expense	-	-	-	-	-
Office Expense						
MC22001	Telecommunications	-	-	-	-	-
MC22002	Minor Equipment Repairs	-	-	-	-	-
MC22003	Insurance	3,300	2,077	-	-	-
MC22004	Printing and Stationery	1,000	546	-	700	700
MC22005	Postage and Freight	-	-	-	-	-
MC22006	Advertising	1,000	648	-	-	-
MC22007	Minor Assets < \$5,000	600	1,042	-	4,300	4,300
MC22008	Subscriptions and Publications	52,000	70,881	15,000	45,800	60,800
MC22009	Meetings and Travel	8,600	9,055	-	4,100	4,100
MC22010	Staff Amenities	-	-	-	-	-
MC22099	Other Office Expense	-	-	-	-	-
Professional Services						
MC23001	Legal	-	-	-	-	-
MC23501	Consultancies	45,200	9,832	-	43,200	43,200
Programs and Services						
MC24007	Community Engagement	46,140	30,449	-	41,500	41,500
MC24008	Branding and Promotion	71,000	81,067	-	116,800	116,800
MC24009	Corporate Documents	40,000	26,811	-	34,600	34,600
MC24071	Website and Online Presence	43,500	36,012	-	60,500	60,500

Media and Communications Continued

	2022-2023	2022-2023	2023-2024	2023-2024	2023-2024
	Rev Budget	Forecast	C / Fwd	New	Budget
	\$	\$	\$	\$	\$
Internal Accounting Expense					
MC29960 Housing Allocation	600	18,467	-	21,700	21,700
MC29970 Vehicle Allocation	-	-	-	-	-
MC29980 Administration Allocation	178,200	122,294	-	124,900	124,900
MC29998 Less Administration Allocated	(708,500)	(588,136)	-	(759,300)	(759,300)
Total Operating Expense	128,362	152,148	15,000	38,000	53,000
Total Media and Communications	128,362	152,148	15,000	38,000	53,000



Organisational Development

Organisational Development

		2022-2023	2022-2023	2023-2024	2023-2024	2023-2024
		Rev Budget	Forecast	C / Fwd	New	Budget
		\$	\$	\$	\$	\$
Operating Funding						
OD12001	Training and Development Funding	-	736	-	-	-
Other Revenue						
OD18001	General Reimbursements	-	(1,614)	-	-	-
Total Operating Revenue		-	(878)	-	-	-
Employment						
OD21001	Payroll	682,964	708,747	-	698,800	698,800
OD21002	Fringe Benefits Taxation	700	364	-	700	700
OD21003	Compensation Insurance	9,915	9,915	-	11,000	11,000
OD21004	Recruitment	21,400	680	-	25,000	25,000
OD21005	Training and Development	34,900	14,367	-	20,000	20,000
OD21006	Uniforms and Protective Items	3,200	1,813	-	3,700	3,700
OD21007	First Aid and Safety	400	106	-	-	-
OD21008	Agency Staff	-	-	-	-	-
OD21098	Leave Allocation	-	-	-	-	-
OD21099	Other Employment Expense	1,000	764	-	-	-
Office Expense						
OD22001	Telecommunications	2,700	-	-	-	-
OD22002	Minor Equipment Repairs	-	-	-	-	-
OD22003	Insurance	6,120	6,121	-	6,300	6,300
OD22004	Printing and Stationery	1,500	1,262	-	900	900
OD22005	Postage and Freight	-	140	-	2,200	2,200
OD22006	Advertising	-	-	-	-	-
OD22007	Minor Assets < \$5,000	-	-	-	-	-
OD22008	Subscriptions and Publications	14,300	14,597	-	13,000	13,000
OD22009	Meetings and Travel	4,300	4,654	-	3,700	3,700
OD22010	Staff Amenities	-	-	-	-	-
OD22099	Other Office Expense	-	-	-	-	-
Professional Services						
OD23001	Legal	-	(3,205)	-	80,000	80,000
OD23501	Consultancies	437,120	133,853	303,000	62,300	365,300

Organisational Development Continued

	2022-2023	2022-2023	2023-2024	2023-2024	2023-2024
	Rev Budget	Forecast	C / Fwd	New	Budget
	\$	\$	\$	\$	\$
Programs and Services					
OD24010 Organisational Development	268,000	180,339	30,000	268,100	298,100
OD24011 Health and Wellbeing	32,000	18,518	-	24,700	24,700
OD24012 Industrial Services	102,800	84,700	-	25,900	25,900
OD24013 Work Health and Safety	10,000	9,373	-	47,700	47,700
OD24014 Employee Recognition	16,000	13,000	-	133,300	133,300
Internal Accounting Expense					
OD29960 Housing Allocation	15,500	70,490	-	96,000	96,000
OD29970 Vehicle Allocation	-	-	-	-	-
OD29980 Administration Allocation	302,400	207,554	-	345,300	345,300
OD29998 Less Administration Allocated	(1,568,200)	(1,255,049)	-	(1,703,000)	(1,703,000)
Total Operating Expense	399,019	223,102	333,000	165,600	498,600
Total Organisational Development	399,019	222,224	333,000	165,600	498,600



Procurement

Procurement

		2022-2023	2022-2023	2023-2024	2023-2024	2023-2024
		Rev Budget	Forecast	C / Fwd	New	Budget
		\$	\$	\$	\$	\$
Employment						
PC21001	Payroll	210,224	216,093	-	213,600	213,600
PC21002	Fringe Benefits Taxation	300	293	-	300	300
PC21003	Compensation Insurance	2,635	2,635	-	2,900	2,900
PC21004	Recruitment	8,000	494	-	8,000	8,000
PC21005	Training and Development	2,700	-	-	2,700	2,700
PC21006	Uniforms and Protective Items	500	16	-	500	500
PC21007	First Aid and Safety	-	-	-	-	-
PC21008	Agency Staff	-	-	-	-	-
PC21098	Leave Allocation	-	-	-	-	-
PC21099	Other Employment Expense	-	-	-	-	-
Office Expense						
PC22001	Telecommunications	-	-	-	-	-
PC22002	Minor Equipment Repairs	-	-	-	-	-
PC22003	Insurance	1,627	1,627	-	1,800	1,800
PC22004	Printing and Stationery	-	-	-	-	-
PC22005	Postage and Freight	50	19	-	-	-
PC22006	Advertising	17,400	15,216	-	15,000	15,000
PC22007	Minor Assets < \$5,000	-	-	-	-	-
PC22008	Subscriptions and Publications	13,000	12,974	-	13,000	13,000
PC22009	Meetings and Travel	-	-	-	-	-
PC22010	Staff Amenities	-	-	-	-	-
PC22099	Other Office Expense	-	-	-	-	-
Professional Services						
PC23001	Legal	-	-	-	-	-
PC23501	Consultancies	-	397	-	-	-
Internal Accounting Expense						
PC29960	Housing Allocation	-	-	-	-	-
PC29970	Vehicle Allocation	-	-	-	-	-
PC29980	Administration Allocation	80,400	55,158	-	102,200	102,200
PC29998	Less Administration Allocated	(410,000)	(249,764)	-	(289,500)	(289,500)
Total Operating Expense		(73,164)	55,158	-	70,500	70,500
Total Procurement		(73,164)	55,158	-	70,500	70,500

Land and Asset Compliance

Land and Asset Compliance

	2022-2023	2022-2023	2023-2024	2023-2024	2023-2024
	Rev Budget	Forecast	C / Fwd	New	Budget
	\$	\$	\$	\$	\$
Capital Funding					
LA13005 Capital Funding - Recreation - Major P	(800,000)	-	-	(20,000)	(20,000)
Other Revenue					
LA18001 General Reimbursements	-	(76)	-	(1,100)	(1,100)
Total Operating Revenue	(800,000)	(76)	-	(21,100)	(21,100)
Employment					
LA21001 Payroll	235,145	198,317	-	591,000	591,000
LA21002 Fringe Benefits Taxation	9,100	11,342	-	9,100	9,100
LA21003 Compensation Insurance	4,323	4,323	-	6,500	6,500
LA21004 Recruitment	3,300	-	-	33,000	33,000
LA21005 Training and Development	7,800	6,215	-	17,200	17,200
LA21006 Uniforms and Protective Items	400	497	-	1,300	1,300
LA21007 First Aid and Safety	100	-	-	-	-
LA21008 Agency Staff	-	-	-	-	-
LA21098 Leave Allocation	-	-	-	-	-
LA21099 Other Employment Expense	-	-	-	1,000	1,000
Office Expense					
LA22001 Telecommunications	-	-	-	-	-
LA22002 Minor Equipment Repairs	-	-	-	-	-
LA22003 Insurance	2,669	2,669	-	3,000	3,000
LA22004 Printing and Stationery	-	59	-	-	-
LA22005 Postage and Freight	100	32	-	-	-
LA22006 Advertising	500	325	-	11,700	11,700
LA22007 Minor Assets < \$5,000	3,000	172	-	-	-
LA22008 Subscriptions and Publications	-	-	-	-	-
LA22009 Meetings and Travel	9,000	8,584	-	10,400	10,400
LA22010 Staff Amenities	-	-	-	-	-
LA22099 Other Office Expense	100	58	-	-	-
Professional Services					
LA23001 Legal	40,000	32,528	-	17,300	17,300
LA23501 Consultancies	117,500	87,737	30,000	104,200	134,200



Land and Asset Compliance Continued

	2022-2023	2022-2023	2023-2024	2023-2024	2023-2024
	Rev Budget	Forecast	C / Fwd	New	Budget
	\$	\$	\$	\$	\$
Programs and Services					
LA24115	Community Group Compliance Contrik	92,800	83,074	-	-
LA25100	Vacant Land	10,000	1,876	-	-
Infrastructure Operation and Maintenance					
LA24088	Minor Land Development	600	-	-	900
Internal Accounting Expense					
LA29960	Housing Allocation	-	45,576	-	66,700
LA29970	Vehicle Allocation	15,000	1,886	-	10,000
LA29980	Administration Allocation	131,900	90,502	-	238,800
LA29998	Less Administration Allocated	-	-	-	-
Total Operating Expense	683,337	575,769	30,000	1,122,100	1,152,100
Capital Expense					
LA30103	Land - New	375,000	345,000	-	1,150,000
LA30407	Commercial Property - New	500,000	2,329	500,000	-
LA30202	Furniture and Equipment - New	-	-	-	100,000
Total Capital Expense	875,000	347,329	500,000	1,250,000	1,750,000
Total Land and Asset Compliance	758,337	923,023	530,000	2,351,000	2,881,000

Property - Overheads

		2022-2023	2022-2023	2023-2024	2023-2024	2023-2024
		Rev Budget	Forecast	C / Fwd	New	Budget
		\$	\$	\$	\$	\$
Fees and Charges						
PX14007	Transit House Revenue	(94,400)	(296,062)	-	(171,000)	(171,000)
PX14009	Residential Property Rent	(121,138)	(18,787)	-	-	-
PX14022	Community Lease Revenue	(119,300)	(28,740)	-	(27,300)	(27,300)
PX14082	Commercial Lease Revenue	(116,666)	(233,561)	-	(184,000)	(184,000)
Other Revenue						
PX18001	General Reimbursements	(4,818)	(32,192)	-	(28,500)	(28,500)
PX18012	Staff Housing Reimbursements	(92,800)	(113,404)	-	(243,600)	(243,600)
Total Operating Revenue		(549,122)	(722,746)	-	(654,400)	(654,400)
Employment						
PX21001	Payroll	487,531	473,536	-	356,800	356,800
PX21002	Fringe Benefits Taxation	400	7,444	-	400	400
PX21003	Compensation Insurance	11,185	11,185	-	12,000	12,000
PX21004	Recruitment	4,200	-	-	18,000	18,000
PX21005	Training and Development	3,700	1,804	-	14,900	14,900
PX21006	Uniforms and Protective Items	700	1,025	-	3,800	3,800
PX21007	First Aid and Safety	1,000	88	-	500	500
PX21008	Agency Staff	-	-	-	-	-
PX21098	Leave Allocation	-	-	-	-	-
PX21099	Other Employment Expense	700	676	-	-	-
Office Expense						
PX22001	Telecommunications	-	-	-	-	-
PX22002	Minor Equipment Repairs	-	115	-	700	700
PX22003	Insurance	6,829	6,829	-	7,000	7,000
PX22004	Printing and Stationery	500	485	-	500	500
PX22005	Postage and Freight	500	306	-	400	400
PX22006	Advertising	-	-	-	2,200	2,200
PX22007	Minor Assets < \$5,000	2,000	1,673	-	6,100	6,100
PX22008	Subscriptions and Publications	500	499	-	-	-
PX22009	Meetings and Travel	20,400	16,792	-	25,000	25,000
PX22010	Staff Amenities	-	-	-	-	-
PX22099	Other Office Expense	-	-	-	-	-



Property - Overheads Continued

		2022-2023	2022-2023	2023-2024	2023-2024	2023-2024
		Rev Budget	Forecast	C / Fwd	New	Budget
		\$	\$	\$	\$	\$
Professional Services						
PX23001	Legal	-	17	-	34,600	34,600
PX23501	Consultancies	100,000	84,308	-	34,600	34,600
Programs and Services						
PX24005	Unallocated Time	3,800	40,968	-	46,500	46,500
PX24046	Consumables	-	-	-	4,800	4,800
PX24089	Refunds	2,450	2,450	-	-	-
Internal Accounting Expense						
PX29960	Housing Allocation	31,500	43,218	-	37,200	37,200
PX29995	Less Housing Allocated	-	-	-	217,800	217,800
PX29970	Vehicle Allocation	15,000	1,111	-	-	-
PX29980	Administration Allocation	249,500	171,245	-	263,000	263,000
PX29998	Less Administration Allocated	-	-	-	-	-
PX29999	Less Overheads Allocated	(675,200)	(500,997)	-	(877,400)	(877,400)
PX29940	Depot Allocation	(19,300)	11,771	-	19,900	19,900
Total Operating Expense		247,895	376,547	-	229,300	229,300
Capital Expense						
PX30302	Property - Upgrade	-	-	-	5,000,000	5,000,000
PX30301	Property - Renewal	515,030	226,843	59,349	1,734,900	1,794,249
PX30303	Property - New	480,300	42,029	-	-	-
Total Capital Expense		995,330	268,872	59,349	6,734,900	6,794,249
Total Property - Overheads		694,103	(77,327)	59,349	6,309,800	6,369,149

Property

		2022-2023	2022-2023	2023-2024	2023-2024	2023-2024
		Rev Budget	Forecast	C / Fwd	New	Budget
		\$	\$	\$	\$	\$
Other Revenue						
PY18001	General Reimbursements	-	-	-	-	-
Total Operating Revenue		-	-	-	-	-
Programs and Services						
PY25301	Housing - Shire Owned	1,266,715	1,128,552	14,593	1,853,000	1,867,593
PY25302	Housing - Externally Owned	1,145,994	1,054,240	-	651,300	651,300
PY25310	Commercial Facilities	39,900	23,903	-	43,100	43,100
Internal Accounting Expense						
PY29960	Housing Allocation	-	-	-	-	-
PY29970	Vehicle Allocation	-	-	-	-	-
PY29980	Administration Allocation	-	-	-	-	-
PY29998	Less Administration Allocated	-	-	-	-	-
PY29995	Less Housing Allocated	(413,100)	(1,341,952)	-	(2,018,400)	(2,018,400)
Total Operating Expense		2,039,509	864,743	14,593	529,000	543,593
Total Property		2,039,509	864,743	14,593	529,000	543,593



Regulatory Services

		2022-2023	2022-2023	2023-2024	2023-2024	2023-2024
		Rev Budget	Forecast	C / Fwd	New	Budget
		\$	\$	\$	\$	\$
Other Revenue						
RG18001	General Reimbursements	(6,736)	(43,612)	-	-	-
Capital Funding						
RG13011	Capital Funding - Law and Order	-	-	-	(20,000)	(20,000)
Total Operating Revenue		(6,736)	(43,612)	-	(20,000)	(20,000)
Employment						
RG21001	Payroll	149,656	139,509	-	231,000	231,000
RG21002	Fringe Benefits Taxation	4,500	-	-	4,500	4,500
RG21003	Compensation Insurance	3,736	3,736	-	4,000	4,000
RG21004	Recruitment	20,000	17,434	-	5,000	5,000
RG21005	Training and Development	-	2,261	-	7,000	7,000
RG21006	Uniforms and Protective Items	1,000	171	-	2,500	2,500
RG21007	First Aid and Safety	-	-	-	1,000	1,000
RG21008	Agency Staff	-	-	-	5,000	5,000
RG21098	Leave Allocation	-	-	-	-	-
RG21099	Other Employment Expense	-	-	-	-	-
Office Expense						
RG22001	Telecommunications	-	-	-	2,600	2,600
RG22002	Minor Equipment Repairs	-	-	-	2,600	2,600
RG22003	Insurance	2,306	2,306	-	2,500	2,500
RG22004	Printing and Stationery	500	420	-	6,900	6,900
RG22005	Postage and Freight	-	1	-	5,200	5,200
RG22006	Advertising	-	-	-	5,200	5,200
RG22007	Minor Assets < \$5,000	-	-	-	6,500	6,500
RG22008	Subscriptions and Publications	-	-	-	1,700	1,700
RG22009	Meetings and Travel	-	-	-	15,700	15,700
RG22010	Staff Amenities	-	-	-	-	-
RG22099	Other Office Expense	-	-	-	-	-
Professional Services						
RG23001	Legal	-	-	-	4,300	4,300
RG23501	Consultancies	-	-	-	43,200	43,200

Regulatory Services Continued

	2022-2023	2022-2023	2023-2024	2023-2024	2023-2024
	Rev Budget	Forecast	C / Fwd	New	Budget
	\$	\$	\$	\$	\$
Internal Accounting Expense					
RG29960 Housing Allocation	4,500	-	-	3,700	3,700
RG29970 Vehicle Allocation	-	-	-	-	-
RG29980 Administration Allocation	114,000	78,205	-	110,500	110,500
RG29998 Less Administration Allocated	-	-	-	-	-
Total Operating Expense	300,198	244,043	-	470,600	470,600
Capital Expense					
RG31503 Town Infrastructure - New	-	-	-	50,000	50,000
Total Capital Expense	-	-	-	50,000	50,000
Total Regulatory Services	293,462	200,431	-	500,600	500,600



Regulatory Services

Environmental Health

		2022-2023	2022-2023	2023-2024	2023-2024	2023-2024
		Rev Budget	Forecast	C / Fwd	New	Budget
		\$	\$	\$	\$	\$
Operating Funding						
EH12002	Aboriginal Health Funding	(177,100)	(72,543)	-	-	-
EH12003	Mosquito Control Funding	(7,400)	(7,978)	-	-	-
Fees and Charges						
EH14021	Health Licence and Permit Fees	(141,700)	(130,921)	-	(132,200)	(132,200)
Other Revenue						
EH18001	General Reimbursements	(7,274)	(7,274)	-	-	-
Total Operating Revenue		(333,474)	(218,716)	-	(132,200)	(132,200)
Employment						
EH21001	Payroll	228,374	195,877	-	274,000	274,000
EH21002	Fringe Benefits Taxation	9,500	231	-	9,500	9,500
EH21003	Compensation Insurance	4,456	4,456	-	4,700	4,700
EH21004	Recruitment	17,200	2,389	-	5,000	5,000
EH21005	Training and Development	2,000	1,742	-	11,000	11,000
EH21006	Uniforms and Protective Items	600	759	-	3,000	3,000
EH21007	First Aid and Safety	100	-	-	1,500	1,500
EH21008	Agency Staff	-	-	-	10,000	10,000
EH21098	Leave Allocation	-	-	-	-	-
EH21099	Other Employment Expense	-	-	-	-	-
Office Expense						
EH22001	Telecommunications	-	-	-	2,200	2,200
EH22002	Minor Equipment Repairs	-	941	-	4,300	4,300
EH22003	Insurance	2,751	2,751	-	2,900	2,900
EH22004	Printing and Stationery	200	74	-	6,500	6,500
EH22005	Postage and Freight	-	374	-	4,300	4,300
EH22006	Advertising	-	-	-	4,300	4,300
EH22007	Minor Assets < \$5,000	300	2,789	-	6,100	6,100
EH22008	Subscriptions and Publications	-	-	-	1,300	1,300
EH22009	Meetings and Travel	7,200	3,540	-	15,000	15,000
EH22010	Staff Amenities	-	-	-	-	-
EH22099	Other Office Expense	100	24	-	-	-
Professional Services						
EH23001	Legal	8,600	-	-	8,600	8,600
EH23501	Consultancies	-	-	-	60,500	60,500

Environmental Health Continued

		2022-2023	2022-2023	2023-2024	2023-2024	2023-2024
		Rev Budget	Forecast	C / Fwd	New	Budget
		\$	\$	\$	\$	\$
Programs and Services						
EH24057	Analytical Expense	9,000	7,301	-	8,600	8,600
EH24058	Aboriginal Health	34,100	31,152	-	4,300	4,300
EH24059	Health Promotion	1,900	-	-	4,300	4,300
EH24060	Pest Control	500	-	-	900	900
EH24061	Sentinel Chicken Program	24,900	22,965	-	8,800	8,800
EH24062	Mosquito Control	18,700	42,323	-	13,000	13,000
EH24063	Field Expense	1,000	532	-	4,300	4,300
Internal Accounting Expense						
EH29960	Housing Allocation	1,700	25,654	-	40,400	40,400
EH29970	Vehicle Allocation	30,000	16,775	-	16,000	16,000
EH29980	Administration Allocation	135,900	93,274	-	134,000	134,000
EH29998	Less Administration Allocated	-	-	-	-	-
Total Operating Expense		539,081	455,922	-	669,300	669,300
Total Environmental Health		205,607	237,206	-	537,100	537,100



Rangers

		2022-2023	2022-2023	2023-2024	2023-2024	2023-2024
		Rev Budget	Forecast	C / Fwd	New	Budget
		\$	\$	\$	\$	\$
Operating Funding						
RR12014	Ranger Operations Funding	(10,000)	(10,000)	-	(20,000)	(20,000)
Fees and Charges						
RR14061	Dog Kennels	(22,300)	(32,232)	-	(18,000)	(18,000)
RR14062	Dog Infringements	2,000	(1,600)	-	(8,000)	(8,000)
RR14063	Dog Impoundment	-	(1,315)	-	(5,000)	(5,000)
RR14064	Dog Registrations	(3,000)	(12,971)	-	(10,000)	(10,000)
RR14065	Cat Infringements	-	-	-	(1,000)	(1,000)
RR14066	Cat Impoundment	-	-	-	(1,000)	(1,000)
RR14067	Cat Registrations	(1,300)	(1,235)	-	(1,000)	(1,000)
RR14068	Other Animal Fees and Charges	-	(1,591)	-	(1,000)	(1,000)
RR14069	Fire Infringements	-	-	-	(1,500)	(1,500)
RR14070	Vehicle Impoundment	(2,000)	(1,806)	-	(4,000)	(4,000)
RR14071	Other Fees and Charges	-	(1,153)	-	(500)	(500)
Other Revenue						
RR18001	General Reimbursements	(24,500)	(35,151)	-	-	-
Total Operating Revenue		(61,100)	(99,053)	-	(71,000)	(71,000)
Employment						
RR21001	Payroll	419,258	454,558	-	464,100	464,100
RR21002	Fringe Benefits Taxation	-	2,272	-	1,000	1,000
RR21003	Compensation Insurance	7,077	7,077	-	7,300	7,300
RR21004	Recruitment	5,000	868	-	5,000	5,000
RR21005	Training and Development	7,500	7,649	-	10,000	10,000
RR21006	Uniforms and Protective Items	2,000	680	-	6,000	6,000
RR21007	First Aid and Safety	-	963	-	2,000	2,000
RR21008	Agency Staff	5,000	-	-	10,000	10,000
RR21098	Leave Allocation	-	-	-	-	-
RR21099	Other Employment Expense	-	-	-	-	-

Rangers Continued

		2022-2023	2022-2023	2023-2024	2023-2024	2023-2024
		Rev Budget	Forecast	C / Fwd	New	Budget
		\$	\$	\$	\$	\$
Office Expense						
RR22001	Telecommunications	1,300	-	-	2,200	2,200
RR22002	Minor Equipment Repairs	-	-	-	4,300	4,300
RR22003	Insurance	4,619	4,619	-	4,800	4,800
RR22004	Printing and Stationery	2,500	982	-	4,300	4,300
RR22005	Postage and Freight	300	227	-	2,600	2,600
RR22006	Advertising	-	-	-	4,300	4,300
RR22007	Minor Assets < \$5,000	6,800	2,539	-	6,100	6,100
RR22008	Subscriptions and Publications	-	134	-	1,700	1,700
RR22009	Meetings and Travel	21,900	8,665	-	25,000	25,000
RR22010	Staff Amenities	-	-	-	-	-
RR22099	Other Office Expense	-	-	-	-	-
Professional Services						
RR23001	Legal	2,900	1,494	-	4,300	4,300
RR23501	Consultancies	-	-	-	8,600	8,600
Programs and Services						
RR24064	Licences and Permits	1,000	-	-	1,300	1,300
RR24070	Emergency and Risk Management	33,300	16,622	-	21,600	21,600
RR24084	State Emergency Services	10,900	18,760	-	5,600	5,600
RR24085	Fire Management	71,900	39,988	-	55,800	55,800
RR24086	Animal Control	32,700	25,090	17,000	19,800	36,800
RR24087	Other Law and Safety	33,800	8,904	-	14,600	14,600
RR24089	Refunds	5,000	4,819	-	-	-
Asset Operation and Maintenance						
RR25401	Animal Facilities	16,200	4,567	-	13,300	13,300
Internal Accounting Expense						
RR29960	Housing Allocation	16,500	61,478	-	73,600	73,600
RR29970	Vehicle Allocation	60,000	51,447	-	29,500	29,500
RR29980	Administration Allocation	215,900	148,148	-	227,700	227,700
RR29998	Less Administration Allocated	-	-	-	-	-
Total Operating Expense		983,354	872,551	17,000	1,036,400	1,053,400



Development Services

Development Services

	2022-2023	2022-2023	2023-2024	2023-2024	2023-2024
	Rev Budget	Forecast	C / Fwd	New	Budget
	\$	\$	\$	\$	\$
Fees and Charges					
DV14017 Building Plans	(200)	-	-	(500)	(500)
DV14018 Swimming Pool Inspection Levy	(31,000)	(30,171)	-	(31,000)	(31,000)
DV14019 Building Fees and Licences	(120,000)	(272,217)	-	(160,000)	(160,000)
DV14036 Home Occupation Licences	-	-	-	(2,700)	(2,700)
DV14037 Town Planning Fees	(158,800)	(59,500)	-	(57,000)	(57,000)
Other Revenue					
DV18001 General Reimbursements	-	(10,971)	-	(3,000)	(3,000)
DV18008 Building Industry and Building Board C	(1,000)	(1,092)	-	(1,000)	(1,000)
Operating Funding					
DV12999 Operating Funding - Development Ser	-	(46,827)	(153,173)	-	(153,173)
Total Operating Revenue	(311,000)	(420,778)	(153,173)	(255,200)	(408,373)
Employment					
DV21001 Payroll	211,231	238,820	-	-	-
DV21002 Fringe Benefits Taxation	500	-	-	500	500
DV21003 Compensation Insurance	6,980	6,981	-	7,100	7,100
DV21004 Recruitment	12,800	319	-	25,000	25,000
DV21005 Training and Development	3,800	3,025	-	-	-
DV21006 Uniforms and Protective Items	800	182	-	2,300	2,300
DV21007 First Aid and Safety	-	-	-	-	-
DV21008 Agency Staff	-	-	-	-	-
DV21098 Leave Allocation	-	-	-	-	-
DV21099 Other Employment Expense	-	-	-	-	-
Office Expense					
DV22001 Telecommunications	-	-	-	-	-
DV22002 Minor Equipment Repairs	-	-	-	-	-
DV22003 Insurance	4,309	4,309	-	4,500	4,500
DV22004 Printing and Stationery	600	135	-	200	200
DV22005 Postage and Freight	-	80	-	400	400
DV22006 Advertising	-	-	-	4,500	4,500
DV22007 Minor Assets < \$5,000	-	-	-	-	-
DV22008 Subscriptions and Publications	-	-	-	-	-
DV22009 Meetings and Travel	7,700	5,455	-	6,900	6,900

Development Services Continued

	2022-2023	2022-2023	2023-2024	2023-2024	2023-2024
	Rev Budget	Forecast	C / Fwd	New	Budget
	\$	\$	\$	\$	\$
Professional Services					
DV23001 Legal	53,400	46,730	-	46,200	46,200
DV23501 Consultancies	321,200	358,722	153,200	467,000	620,200
Programs and Services					
DV24051 Landgate and Mapping	3,000	255	-	4,800	4,800
DV24089 Refunds	4,446	4,556	-	-	-
Internal Accounting Expense					
DV29960 Housing Allocation	7,800	-	-	-	-
DV29970 Vehicle Allocation	30,000	1,558	-	3,000	3,000
DV29980 Administration Allocation	212,900	146,135	-	-	-
DV29998 Less Administration Allocated	-	-	-	-	-
Total Operating Expense	881,466	817,261	153,200	572,400	725,600
Total Development Services	570,466	396,482	27	317,200	317,227



Corporate Services

Corporate Services

	2022-2023	2022-2023	2023-2024	2023-2024	2023-2024
	Rev Budget	Forecast	C / Fwd	New	Budget
	\$	\$	\$	\$	\$
Other Revenue					
CV18001 General Reimbursements	-	-	-	-	-
Total Operating Revenue	-	-	-	-	-
Employment					
CV21001 Payroll	284,095	266,427	-	286,400	286,400
CV21002 Fringe Benefits Taxation	2,000	-	-	2,000	2,000
CV21003 Compensation Insurance	4,927	4,927	-	5,000	5,000
CV21004 Recruitment	12,500	32,197	-	15,000	15,000
CV21005 Training and Development	21,000	731	-	20,000	20,000
CV21006 Uniforms and Protective Items	1,500	12	-	1,000	1,000
CV21007 First Aid and Safety	-	-	-	-	-
CV21008 Agency Staff	-	-	-	-	-
CV21098 Leave Allocation	-	-	-	-	-
CV21099 Other Employment Expense	-	-	-	-	-
Office Expense					
CV22001 Telecommunications	-	-	-	-	-
CV22002 Minor Equipment Repairs	-	-	-	-	-
CV22003 Insurance	7,599	7,599	-	8,000	8,000
CV22004 Printing and Stationery	-	-	-	200	200
CV22005 Postage and Freight	-	-	-	-	-
CV22006 Advertising	-	-	-	-	-
CV22007 Minor Assets < \$5,000	-	-	-	-	-
CV22008 Subscriptions and Publications	-	-	-	-	-
CV22009 Meetings and Travel	18,200	2,692	-	17,300	17,300
CV22010 Staff Amenities	-	-	-	-	-
CV22099 Other Office Expense	-	-	-	-	-
Professional Services					
CV23001 Legal	825,000	88,216	-	850,000	850,000
CV23002 Legal - Wittenoom Claims	-	-	-	-	-
CV23003 Legal - Wittenoom Claims Representat	-	-	-	-	-
CV23501 Consultancies	84,293	31,428	-	100,000	100,000

Corporate Services Continued

	2022-2023	2022-2023	2023-2024	2023-2024	2023-2024
	Rev Budget	Forecast	C / Fwd	New	Budget
	\$	\$	\$	\$	\$
Internal Accounting Expense					
CV29960 Housing Allocation	12,300	10,987	-	19,500	19,500
CV29970 Vehicle Allocation	45,000	6,950	-	28,000	28,000
CV29980 Administration Allocation	150,300	103,143	-	144,100	144,100
CV29998 Less Administration Allocated	(1,548,500)	(446,865)	-	(560,100)	(560,100)
Total Operating Expense	(79,786)	108,443	-	936,400	936,400
Capital Expense					
CV30213 Office Furniture - Renewal	50,000	-	-	-	-
CV30214 Office Furniture - Upgrade	-	-	-	-	-
CV30215 Office Furniture - New	-	-	-	-	-
Total Capital Expense	50,000	-	-	-	-
Total Corporate Services	(29,786)	108,443	-	936,400	936,400



	2022-2023	2022-2023	2023-2024	2023-2024	2023-2024
	Rev Budget	Forecast	C / Fwd	New	Budget
	\$	\$	\$	\$	\$
Fees and Charges					
FN14010 Credit Card Fees	(100,000)	(6,415)	-	(10,000)	(10,000)
FN14011 Cemetery Fees	(10,000)	(21,503)	-	(10,000)	(10,000)
Interest Earnings					
FN16001 Late Payment Interest	(20,000)	(24,019)	-	(20,000)	(20,000)
Other Revenue					
FN18001 General Reimbursements	-	(19)	-	-	-
FN18006 Fuel Tax Credits	(60,000)	(83,052)	-	(60,000)	(60,000)
FN18007 Insurance Claims Reimbursement	(112,000)	(161,658)	-	-	-
FN18999 Other Minor Revenue	-	-	-	-	-
Total Operating Revenue	(302,000)	(296,666)	-	(100,000)	(100,000)
Employment					
FN21001 Payroll	590,158	593,071	-	978,800	978,800
FN21002 Fringe Benefits Taxation	9,100	8,357	-	9,300	9,300
FN21003 Compensation Insurance	15,521	15,521	-	18,000	18,000
FN21004 Recruitment	13,500	16,283	-	30,000	30,000
FN21005 Training and Development	30,000	7,054	-	30,000	30,000
FN21006 Uniforms and Protective Items	2,300	175	-	2,300	2,300
FN21007 First Aid and Safety	-	-	-	-	-
FN21008 Agency Staff	108,400	111,405	-	45,000	45,000
FN21098 Leave Allocation	-	-	-	-	-
FN21099 Other Employment Expense	-	-	-	-	-
Office Expense					
FN22001 Telecommunications	-	-	-	-	-
FN22002 Minor Equipment Repairs	-	-	-	-	-
FN22003 Insurance	26,819	26,819	-	28,000	28,000
FN22004 Printing and Stationery	-	-	-	-	-
FN22005 Postage and Freight	-	13	-	-	-
FN22006 Advertising	-	-	-	-	-
FN22007 Minor Assets < \$5,000	-	-	-	3,000	3,000
FN22008 Subscriptions and Publications	5,000	3,480	-	3,200	3,200
FN22009 Meetings and Travel	9,200	2,193	-	8,800	8,800
FN22010 Staff Amenities	-	-	-	-	-
FN22099 Other Office Expense	-	-	-	-	-

Finance Continued

		2022-2023	2022-2023	2023-2024	2023-2024	2023-2024
		Rev Budget	Forecast	C / Fwd	New	Budget
		\$	\$	\$	\$	\$
Professional Services						
FN23001	Legal	6,200	-	-	5,400	5,400
FN23501	Consultancies	243,700	131,640	88,000	268,000	356,000
Programs and Services						
FN24015	Rounding and Minor Adjustments	-	-	-	-	-
FN24016	Penalties Payable	100	18	-	100	100
FN24017	Annual Audit	109,200	178,178	-	53,600	53,600
FN24018	Other Audits	-	-	-	-	-
FN24019	Bank Fees and Charges	220,000	26,132	-	34,000	34,000
FN24020	Burials	13,000	10,394	-	11,200	11,200
FN24021	Write-Off - Sundry Debtors	5,000	212	-	5,000	5,000
FN24022	Write-Off - General	500	(56)	-	500	500
FN24023	Debt Collection	-	-	-	-	-
FN24024	Doubtful Debts	50,000	10,000	-	50,000	50,000
FN24073	Write-Off - Stock Variance	-	-	-	-	-
Internal Accounting Expense						
FN29960	Housing Allocation	22,500	87,626	-	97,400	97,400
FN29970	Vehicle Allocation	17,000	2,806	-	10,000	10,000
FN29980	Administration Allocation	473,400	324,917	-	481,700	481,700
FN29998	Less Administration Allocated	(1,708,000)	(917,454)	-	(1,765,900)	(1,765,900)
Total Operating Expense		262,598	638,783	88,000	407,400	495,400
Total Finance		(39,402)	342,117	88,000	307,400	395,400



Rates

	2022-2023	2022-2023	2023-2024	2023-2024	2023-2024
	Rev Budget	Forecast	C / Fwd	New	Budget
	\$	\$	\$	\$	\$
Fees and Charges					
RT14008 Rates Legal Revenue	(40,000)	(25,716)	-	(25,000)	(25,000)
RT14012 Instalment Payment Fee	(7,700)	-	-	(7,000)	(7,000)
RT14013 Special Arrangement Fee	(1,000)	(880)	-	(1,000)	(1,000)
RT14014 Rate Enquiries	(3,800)	(2,909)	-	(3,800)	(3,800)
Interest Earnings					
RT16001 Late Payment Interest	(50,000)	(34,214)	-	(30,000)	(30,000)
RT16002 Deferred Rates Interest	-	-	-	-	-
RT16003 Emergency Services Levy Deferred Inte	-	-	-	-	-
RT16004 Emergency Services Levy Interest	(500)	(673)	-	-	-
RT16005 Instalment Payment Interest	(15,000)	(34,386)	-	(20,000)	(20,000)
Other Revenue					
RT18001 General Reimbursements	-	-	-	-	-
RT18017 Emergency Services Levy Commission	(4,000)	-	-	(4,000)	(4,000)
Total Operating Revenue	(122,000)	(98,778)	-	(90,800)	(90,800)
Employment					
RT21001 Payroll	66,081	69,690	-	-	-
RT21002 Fringe Benefits Taxation	200	-	-	-	-
RT21003 Compensation Insurance	1,727	1,721	-	-	-
RT21004 Recruitment	-	-	-	-	-
RT21005 Training and Development	2,500	-	-	-	-
RT21006 Uniforms and Protective Items	300	-	-	-	-
RT21007 First Aid and Safety	-	-	-	-	-
RT21008 Agency Staff	-	-	-	-	-
RT21098 Leave Allocation	-	-	-	-	-
RT21099 Other Employment Expense	-	-	-	-	-
Office Expense					
RT22001 Telecommunications	-	-	-	-	-
RT22002 Minor Equipment Repairs	-	-	-	-	-
RT22003 Insurance	1,062	1,062	-	-	-
RT22004 Printing and Stationery	-	-	-	-	-
RT22005 Postage and Freight	700	551	-	600	600
RT22006 Advertising	100	(71)	-	100	100
RT22007 Minor Assets < \$5,000	-	-	-	-	-
RT22008 Subscriptions and Publications	-	-	-	-	-

Rates Continued

	2022-2023	2022-2023	2023-2024	2023-2024	2023-2024
	Rev Budget	Forecast	C / Fwd	New	Budget
	\$	\$	\$	\$	\$
Professional Services					
RT23001 Legal	49,500	37,225	-	21,600	21,600
RT23501 Consultancies	-	-	-	-	-
Programs and Services					
RT24025 Valuations	23,800	14,339	-	21,600	21,600
RT24026 Searches	100	-	-	100	100
RT24027 Write-Off - Rates	-	-	-	-	-
RT24028 Write-Off - Emergency Services Levy	-	-	-	-	-
Internal Accounting Expense					
RT29960 Housing Allocation	3,000	-	-	-	-
RT29970 Vehicle Allocation	-	-	-	-	-
RT29980 Administration Allocation	52,500	36,020	-	-	-
RT29998 Less Administration Allocated	-	-	-	-	-
Total Operating Expense	201,570	160,538	-	44,000	44,000
Total Rates	79,570	61,760	-	(46,800)	(46,800)



Control Checking

	2022-2023	2022-2023	2023-2024	2023-2024	2023-2024
	Rev Budget	Forecast	C / Fwd	New	Budget
	\$	\$	\$	\$	\$
Other Revenue					
CC29924 Workers Compensation Recovered	(40,000)	(2,354)	-	(40,000)	(40,000)
CC29926 Paid Parental Leave Contributions	(10,000)	(43,697)	-	(10,000)	(10,000)
Total Operating Revenue	(50,000)	(46,050)	-	(50,000)	(50,000)
Internal Accounting Expense					
CC29920 Gross Salaries & Wages	17,555,900	16,522,815	-	16,679,300	16,679,300
CC29921 Less Salaries & Wages Allocated	(17,555,900)	(15,823,027)	-	(16,679,300)	(16,679,300)
CC29925 Less Workers Compensation Paid	37,388	45,216	-	35,200	35,200
CC29927 Less Paid Parental Leave Paid	9,627	29,070	-	8,800	8,800
CC29930 TEMP - Purchase Order Holding Accou	-	608,518	-	-	-
Total Operating Expense	47,015	1,382,592	-	44,000	44,000
Total Control Checking	(2,985)	1,336,541	-	(6,000)	(6,000)

Rate Revenue

	2022-2023	2022-2023	2023-2024	2023-2024	2023-2024
	Rev Budget	Forecast	C / Fwd	New	Budget
	\$	\$	\$	\$	\$
Rate Revenue					
RV11001 Annual Rates	(52,127,300)	(51,899,719)	-	(54,257,900)	(54,257,900)
RV11002 Interim Rates	-	(63,556)	-	(1,000,000)	(1,000,000)
RV11003 Back Rates	(70,000)	10,172	-	-	-
RV11004 Ex-Gratia Rates	(11,300)	(11,940)	-	(11,300)	(11,300)
RV11997 Rate Concessions	400,000	-	-	-	-
RV11998 Rate Write-Offs	26,000	26,322	-	-	-
RV11999 Rate Adjustments	-	-	-	-	-
Total Operating Revenue	(51,782,600)	(51,938,722)	-	(55,269,200)	(55,269,200)
Total Rate Revenue	(51,782,600)	(51,938,722)	-	(55,269,200)	(55,269,200)



Reserve Funds

		2022-2023	2022-2023	2023-2024	2023-2024	2023-2024
		Rev Budget	Forecast	C / Fwd	New	Budget
		\$	\$	\$	\$	\$
Interest Earnings						
RF16007	Reserve Interest - Airport	(294,000)	(243,763)	-	(455,500)	(455,500)
RF16008	Reserve Interest - Infrastructure	(16,000)	(13,297)	-	(28,700)	(28,700)
RF16009	Reserve Interest - Financial Risk	(166,000)	(137,837)	-	(298,200)	(298,200)
RF16010	Reserve Interest - Future Projects	(494,000)	(409,390)	-	(266,900)	(266,900)
RF16011	Reserve Interest - Housing	-	(2)	-	-	-
RF16012	Reserve Interest - Joint Venture Housir	-	(126)	-	(200)	(200)
RF16013	Reserve Interest - Onslow Community	(5,000)	(4,534)	-	(8,100)	(8,100)
RF16014	Reserve Interest - Plant Replacement	(39,000)	(33,044)	-	(130,900)	(130,900)
RF16015	Reserve Interest - Property Developme	(90,000)	(74,724)	-	(161,700)	(161,700)
RF16016	Reserve Interest - Tom Price Administr	(230,000)	(190,783)	-	(449,400)	(449,400)
RF16017	Reserve Interest - General Waste	(59,000)	(49,546)	-	(75,600)	(75,600)
RF16018	Reserve Interest - COVID-19 Support	(11,000)	(9,127)	-	(500)	(500)
RF16019	Reserve Interest - Regional Waste Faci	-	-	-	-	-
Transfer From Reserve						
RF43107	From Reserve - Airport	(3,448,063)	(585,433)	(1,586,054)	(100,000)	(1,686,054)
RF43108	From Reserve - Infrastructure	(532,100)	-	-	-	-
RF43109	From Reserve - Financial Risk	-	-	-	(500,000)	(500,000)
RF43110	From Reserve - Future Projects	(5,987,500)	(5,906,873)	-	(3,500,000)	(3,500,000)
RF43111	From Reserve - Housing	-	-	-	-	-
RF43112	From Reserve - Joint Venture Housing	-	-	-	-	-
RF43113	From Reserve - Onslow Community Ini	-	-	-	-	-
RF43114	From Reserve - Plant Replacement	(1,659,200)	(281,077)	(1,378,123)	-	(1,378,123)
RF43115	From Reserve - Property Development	-	-	-	-	-
RF43116	From Reserve - Tom Price Administrati	-	-	-	(5,000,000)	(5,000,000)
RF43117	From Reserve - General Waste	(2,020,900)	(351,614)	(1,669,286)	-	(1,669,286)
RF43118	From Reserve - COVID-19 Support	(183,900)	(183,900)	-	-	-
RF43119	From Reserve - Regional Waste Facility	-	-	-	-	-
Total Revenue		(15,235,663)	(8,475,069)	(4,633,463)	(10,975,700)	(15,609,163)

Reserve Funds Continued

		2022-2023	2022-2023	2023-2024	2023-2024	2023-2024
		Rev Budget	Forecast	C / Fwd	New	Budget
		\$	\$	\$	\$	\$
Transfer to Reserves						
RF53007	To Reserve - Airport	294,000	252,399	-	455,500	455,500
RF53008	To Reserve - Infrastructure	16,000	13,768	-	28,700	28,700
RF53009	To Reserve - Financial Risk	166,000	142,721	-	298,200	298,200
RF53010	To Reserve - Future Projects	3,936,928	423,894	-	266,900	266,900
RF53011	To Reserve - Housing	-	500,002	-	445,000	445,000
RF53012	To Reserve - Joint Venture Housing	-	130	-	200	200
RF53013	To Reserve - Onslow Community Infra:	5,000	4,534	-	8,100	8,100
RF53014	To Reserve - Plant Replacement	887,000	882,215	-	130,900	130,900
RF53015	To Reserve - Property Development	90,000	77,372	-	161,700	161,700
RF53016	To Reserve - Tom Price Administration	230,000	2,619,022	-	449,400	449,400
RF53017	To Reserve - General Waste	159,000	51,302	-	75,600	75,600
RF53018	To Reserve - COVID-19 Support	11,000	9,450	-	500	500
RF53019	To Reserve - Regional Waste Facility	-	-	-	-	-
Total Expense		5,794,928	4,976,808	-	2,320,700	2,320,700
Total Reserve Funds		(9,440,735)	(3,498,261)	(4,633,463)	(8,655,000)	(13,288,463)



Corporate Funds

Corporate Funds

	2022-2023	2022-2023	2023-2024	2023-2024	2023-2024
	Rev Budget	Forecast	C / Fwd	New	Budget
	\$	\$	\$	\$	\$
Operating Funding					
CF12004 General Purpose Grant	(464,009)	(3,035,720)	-	-	-
CF12005 Untied Road Grant	(40,654)	(1,133,059)	-	-	-
Interest Earnings					
CF16006 Municipal Fund Interest	(50,000)	(2,097)	-	(1,500,000)	(1,500,000)
Other Revenue					
CF18001 General Reimbursements	-	-	-	-	-
CF18009 General Expenses Recouped	-	-	-	-	-
CF18010 Insurance Rebate	-	-	-	-	-
CF18013 Non-Specified Employee Contribution:	-	-	-	-	-
CF18015 Advertising Rebate	-	-	-	-	-
Total Operating Revenue	(554,663)	(4,170,875)	-	(1,500,000)	(1,500,000)
Total Corporate Funds	(554,663)	(4,170,875)	-	(1,500,000)	(1,500,000)

Loans

		2022-2023	2022-2023	2023-2024	2023-2024	2023-2024
		Rev Budget	Forecast	C / Fwd	New	Budget
		\$	\$	\$	\$	\$
Loan Income						
LN42094	Housing / Property Loan	-	-	-	-	-
Loan Repayments						
LN24065	Loan Guarantee - Loan 117	500	(56)	-	-	-
LN24066	Loan Guarantee - Loan 119	400	374	-	800	800
LN24067	Loan Guarantee - Loan 122	4,900	(1,381)	-	12,400	12,400
LN24068	Loan Guarantee - Loan 124	2,100	438	-	1,700	1,700
LN24093	Loan Guarantee - Loan 221	-	-	-	-	-
LN27065	Interest Expense - Loan 117	3,300	3,287	-	-	-
LN27066	Interest Expense - Loan 119	5,600	5,588	-	4,200	4,200
LN27067	Interest Expense - Loan 122	30,200	30,161	-	19,500	19,500
LN27068	Interest Expense - Loan 124	19,000	17,951	-	16,400	16,400
Lease Repayments						
LN27069	Interest Expense - Lease - Photocopier	-	5,127	-	2,900	2,900
Loan Repayments - Principal						
LN52065	Principal Repayment - Loan 117	80,058	80,059	-	-	-
LN52066	Principal Repayment - Loan 119	21,129	21,130	-	22,500	22,500
LN52067	Principal Repayment - Loan 122	344,083	344,083	-	354,800	354,800
LN52068	Principal Repayment - Loan 124	47,591	47,591	-	49,200	49,200
Lease Repayments - Principal						
LN52094	Principal Repayment - Lease Payments	-	65,398	-	67,600	67,600
Total Loans		558,861	619,749	-	552,000	552,000



Governance

	2022-2023	2022-2023	2023-2024	2023-2024	2023-2024
	Rev Budget	Forecast	C / Fwd	New	Budget
	\$	\$	\$	\$	\$
Other Revenue					
GV18001 General Reimbursements	-	-	-	-	-
Total Operating Revenue	-	-	-	-	-
Employment					
GV21001 Payroll	353,907	363,113	-	448,300	448,300
GV21002 Fringe Benefits Taxation	1,500	293	-	1,500	1,500
GV21003 Compensation Insurance	7,630	7,630	-	8,000	8,000
GV21004 Recruitment	25,000	17,566	-	18,000	18,000
GV21005 Training and Development	10,000	5,645	-	10,000	10,000
GV21006 Uniforms and Protective Items	2,000	1,014	-	2,900	2,900
GV21007 First Aid and Safety	-	-	-	-	-
GV21008 Agency Staff	-	-	-	-	-
GV21098 Leave Allocation	-	-	-	-	-
GV21099 Other Employment Expense	-	-	-	-	-
Office Expense					
GV22001 Telecommunications	-	-	-	-	-
GV22002 Minor Equipment Repairs	-	-	-	1,800	1,800
GV22003 Insurance	4,960	4,960	-	5,500	5,500
GV22004 Printing and Stationery	1,100	634	-	900	900
GV22005 Postage and Freight	-	23	-	100	100
GV22006 Advertising	10,000	5,286	-	6,100	6,100
GV22007 Minor Assets < \$5,000	-	-	-	-	-
GV22008 Subscriptions and Publications	-	-	-	1,500	1,500
GV22009 Meetings and Travel	10,000	5,264	-	9,000	9,000
GV22010 Staff Amenities	-	-	-	-	-
GV22099 Other Office Expense	-	-	-	-	-
Professional Services					
GV23001 Legal	30,000	24,734	-	34,600	34,600
GV23501 Consultancies	237,000	78,551	130,000	181,500	311,500

Governance Continued

	2022-2023	2022-2023	2023-2024	2023-2024	2023-2024
	Rev Budget	Forecast	C / Fwd	New	Budget
	\$	\$	\$	\$	\$
Internal Accounting Expense					
GV29960 Housing Allocation	15,000	37,295	-	57,900	57,900
GV29970 Vehicle Allocation	-	-	-	-	-
GV29980 Administration Allocation	232,700	159,728	-	225,400	225,400
GV29998 Less Administration Allocated	-	-	-	(880,200)	(880,200)
Total Operating Expense	940,797	711,737	130,000	132,800	262,800
Total Governance	940,797	711,737	130,000	132,800	262,800



Records

		2022-2023	2022-2023	2023-2024	2023-2024	2023-2024
		Rev Budget	Forecast	C / Fwd	New	Budget
		\$	\$	\$	\$	\$
Fees and Charges						
RD14015	Freedom of Information Fees	-	(90)	-	-	-
Total Operating Revenue		-	(90)	-	-	-
Employment						
RD21001	Payroll	290,413	246,995	-	292,000	292,000
RD21002	Fringe Benefits Taxation	1,000	293	-	1,000	1,000
RD21003	Compensation Insurance	7,287	7,287	-	7,500	7,500
RD21004	Recruitment	15,500	1,331	-	16,500	16,500
RD21005	Training and Development	9,000	7,520	-	8,500	8,500
RD21006	Uniforms and Protective Items	1,500	952	-	2,900	2,900
RD21007	First Aid and Safety	-	-	-	-	-
RD21008	Agency Staff	-	-	-	-	-
RD21098	Leave Allocation	-	-	-	-	-
RD21099	Other Employment Expense	-	-	-	-	-
Office Expense						
RD22001	Telecommunications	-	-	-	-	-
RD22002	Minor Equipment Repairs	-	-	-	800	800
RD22003	Insurance	4,499	4,499	-	4,600	4,600
RD22004	Printing and Stationery	800	388	-	1,000	1,000
RD22005	Postage and Freight	1,500	1,290	-	400	400
RD22006	Advertising	-	-	-	-	-
RD22007	Minor Assets < \$5,000	-	-	-	1,500	1,500
RD22008	Subscriptions and Publications	-	-	-	-	-
RD22009	Meetings and Travel	-	-	-	1,600	1,600
RD22010	Staff Amenities	-	-	-	-	-
RD22099	Other Office Expense	-	-	-	-	-
Professional Services						
RD23001	Legal	-	-	-	-	-
RD23501	Consultancies	90,000	90,000	-	95,100	95,100
Programs and Services						
RD24029	Offsite Storage and Digitisation	10,000	3,061	-	8,600	8,600

Records Continued

	2022-2023	2022-2023	2023-2024	2023-2024	2023-2024
	Rev Budget	Forecast	C / Fwd	New	Budget
	\$	\$	\$	\$	\$
Internal Accounting Expense					
RD29960 Housing Allocation	900	-	-	-	-
RD29970 Vehicle Allocation	-	-	-	-	-
RD29980 Administration Allocation	222,300	152,555	-	139,900	139,900
RD29998 Less Administration Allocated	(601,400)	(363,616)	-	(495,800)	(495,800)
Total Operating Expense	53,299	152,555	-	86,100	86,100
Total Records	53,299	152,465	-	86,100	86,100



Customer Service

		2022-2023	2022-2023	2023-2024	2023-2024	2023-2024
		Rev Budget	Forecast	C / Fwd	New	Budget
		\$	\$	\$	\$	\$
Fees and Charges						
CS14016	Administration Services Fees	-	30	-	-	-
Other Revenue						
CS18001	General Reimbursements	-	-	-	-	-
Total Operating Revenue		-	30	-	-	-
Employment						
CS21001	Payroll	174,890	190,946	-	185,200	185,200
CS21002	Fringe Benefits Taxation	600	-	-	600	600
CS21003	Compensation Insurance	2,592	2,592	-	2,700	2,700
CS21004	Recruitment	3,000	638	-	2,000	2,000
CS21005	Training and Development	2,000	380	-	4,000	4,000
CS21006	Uniforms and Protective Items	3,000	1,324	-	3,100	3,100
CS21007	First Aid and Safety	-	-	-	-	-
CS21008	Agency Staff	-	-	-	-	-
CS21098	Leave Allocation	-	-	-	-	-
CS21099	Other Employment Expense	-	-	-	-	-
Office Expense						
CS22001	Telecommunications	-	-	-	-	-
CS22002	Minor Equipment Repairs	-	-	-	800	800
CS22003	Insurance	1,800	1,600	-	1,700	1,700
CS22004	Printing and Stationery	9,000	13,091	-	7,500	7,500
CS22005	Postage and Freight	-	1,367	-	100	100
CS22006	Advertising	-	-	-	-	-
CS22007	Minor Assets < \$5,000	5,500	5,270	-	8,600	8,600
CS22008	Subscriptions and Publications	-	-	-	-	-
CS22009	Meetings and Travel	-	3	-	-	-
CS22010	Staff Amenities	8,000	11,048	-	8,400	8,400
CS22099	Other Office Expense	1,410	1,448	-	2,700	2,700
Professional Services						
CS23001	Legal	-	-	-	-	-
CS23501	Consultancies	150,000	-	150,000	-	150,000

Customer Service Continued

	2022-2023	2022-2023	2023-2024	2023-2024	2023-2024
	Rev Budget	Forecast	C / Fwd	New	Budget
	\$	\$	\$	\$	\$
Programs and Services					
CS24030 After-Hours Call Service	8,500	4,823	-	8,600	8,600
Internal Accounting Expense					
CS29960 Housing Allocation	-	-	-	-	-
CS29970 Vehicle Allocation	-	-	-	-	-
CS29980 Administration Allocation	79,100	54,254	-	88,300	88,300
CS29998 Less Administration Allocated	(277,300)	(232,861)	-	(264,900)	(264,900)
Total Operating Expense	172,092	55,924	150,000	59,400	209,400
Total Customer Service	172,092	55,954	150,000	59,400	209,400



Elected Members

		2022-2023	2022-2023	2023-2024	2023-2024	2023-2024
		Rev Budget	Forecast	C / Fwd	New	Budget
		\$	\$	\$	\$	\$
Other Revenue						
EM18001	General Reimbursements	-	-	-	-	-
Total Operating Revenue		-	-	-	-	-
Programs and Services						
EM24031	Council Elections	-	-	-	38,900	38,900
EM24032	Council Receptions	15,000	8,817	-	28,500	28,500
EM24033	Council Insurance	22,032	22,032	-	23,000	23,000
EM24034	Council Subscriptions and Publications	20,900	20,852	-	19,000	19,000
EM24035	Council Donations	25,000	-	-	20,000	20,000
EM24036	Council Training and Development	60,000	27,451	-	82,200	82,200
EM24037	Council Meetings	49,800	67,171	-	66,100	66,100
EM24038	Council Presentations and Gifts	2,900	-	-	2,600	2,600
EM24039	Council Uniforms and Protective Items	2,100	230	-	5,400	5,400
EM24040	Council Other Business	20,000	15,195	-	21,000	21,000
EM24041	Council President Allowance	65,000	64,938	-	65,900	65,900
EM24042	Council Deputy President Allowance	16,200	16,234	-	16,500	16,500
EM24043	Council Annual Allowance	222,500	222,416	-	225,800	225,800
EM24044	Council ICT Allowance	27,000	27,000	-	27,000	27,000
EM24045	Council Childcare Allowance	1,100	-	-	1,000	1,000
Office Expense						
EM22002	Minor Equipment Repairs	-	-	-	2,600	2,600
EM22007	Minor Assets < \$5,000	-	-	-	27,200	27,200
Internal Accounting Expense						
EM29980	Administration Allocation	251,200	172,410	-	264,800	264,800
EM29998	Less Administration Allocated	-	-	-	-	-
Total Operating Expense		800,732	664,746	-	937,500	937,500
Total Elected Members		800,732	664,746	-	937,500	937,500

ICT Services

		2022-2023	2022-2023	2023-2024	2023-2024	2023-2024
		Rev Budget	Forecast	C / Fwd	New	Budget
		\$	\$	\$	\$	\$
Employment						
TV21001	Payroll	328,623	328,300	-	351,700	351,700
TV21002	Fringe Benefits Taxation	400	-	-	-	-
TV21003	Compensation Insurance	5,275	5,545	-	-	-
TV21004	Recruitment	5,000	9,343	-	-	-
TV21005	Training and Development	6,000	-	-	26,000	26,000
TV21006	Uniforms and Protective Items	500	-	-	500	500
TV21007	First Aid and Safety	-	-	-	-	-
TV21008	Agency Staff	-	-	-	-	-
TV21098	Leave Allocation	-	-	-	-	-
TV21099	Other Employment Expense	-	-	-	-	-
Office Expense						
TV22001	Telecommunications	-	-	-	-	-
TV22002	Minor Equipment Repairs	-	-	-	-	-
TV22003	Insurance	17,187	17,187	-	-	-
TV22004	Printing and Stationery	100,100	16,587	-	28,300	28,300
TV22005	Postage and Freight	-	52	-	-	-
TV22006	Advertising	-	-	-	-	-
TV22007	Minor Assets < \$5,000	15,000	15,076	-	13,000	13,000
TV22008	Subscriptions and Publications	-	-	-	-	-
TV22009	Meetings and Travel	14,200	1,199	-	1,800	1,800
TV22010	Staff Amenities	-	-	-	-	-
TV22099	Other Office Expense	-	-	-	-	-
Professional Services						
TV23001	Legal	-	-	-	-	-
TV23501	Consultancies	103,900	22,862	-	100,000	100,000
Programs and Services						
TV24046	Consumables	33,100	30,108	-	20,800	20,800
TV24047	Communications	615,600	676,458	-	675,000	675,000
TV24048	Software Operation	611,000	447,302	-	477,400	477,400
TV24049	Hardware Operation	-	-	-	-	-

ICT Services Continued

	2022-2023	2022-2023	2023-2024	2023-2024	2023-2024
	Rev Budget	Forecast	C / Fwd	New	Budget
	\$	\$	\$	\$	\$
Internal Accounting Expense					
TV29960 Housing Allocation	5,600	149,458	-	34,100	34,100
TV29970 Vehicle Allocation	-	-	-	-	-
TV29980 Administration Allocation	169,100	116,073	-	176,000	176,000
TV29998 Less Administration Allocated	(1,797,900)	(1,775,701)	-	(2,053,300)	(2,053,300)
Total Operating Expense	232,685	59,848	-	(148,700)	(148,700)
Capital Expense					
TV30201 ICT Equipment - Renewal	-	-	-	150,000	150,000
TV30202 ICT Equipment - Upgrade	-	-	-	-	-
TV30203 ICT Equipment - New	400,000	206,020	150,000	-	150,000
Total Capital Expense	400,000	206,020	150,000	150,000	300,000
Total ICT Services	632,685	265,868	150,000	1,300	151,300

Infrastructure Services

Infrastructure Services

		2022-2023	2022-2023	2023-2024	2023-2024	2023-2024
		Rev Budget	Forecast	C / Fwd	New	Budget
		\$	\$	\$	\$	\$
Other Revenue						
IS18001	General Reimbursements	-	(17,065)	-	-	-
Total Operating Revenue		-	(17,065)	-	-	-
Employment						
IS21001	Payroll	271,820	251,012	-	432,000	432,000
IS21002	Fringe Benefits Taxation	12,500	14,386	-	12,500	12,500
IS21003	Compensation Insurance	5,206	5,206	-	-	-
IS21004	Recruitment	47,000	49,093	-	35,000	35,000
IS21005	Training and Development	9,000	-	-	9,000	9,000
IS21006	Uniforms and Protective Items	1,000	223	-	1,000	1,000
IS21007	First Aid and Safety	200	-	-	500	500
IS21008	Agency Staff	-	-	-	-	-
IS21098	Leave Allocation	-	-	-	-	-
IS21099	Other Employment Expense	-	43	-	-	-
Office Expense						
IS22001	Telecommunications	-	-	-	-	-
IS22002	Minor Equipment Repairs	-	-	-	-	-
IS22003	Insurance	3,214	3,214	-	-	-
IS22004	Printing and Stationery	1,900	1,724	-	1,700	1,700
IS22005	Postage and Freight	-	-	-	-	-
IS22006	Advertising	-	-	-	-	-
IS22007	Minor Assets < \$5,000	1,473	1,473	-	1,700	1,700
IS22008	Subscriptions and Publications	600	-	-	500	500
IS22009	Meetings and Travel	36,500	8,799	-	14,900	14,900
IS22010	Staff Amenities	8,600	2,734	-	7,400	7,400
IS22099	Other Office Expense	-	309	-	300	300
Professional Services						
IS23001	Legal	-	-	-	-	-
IS23501	Consultancies	405,000	158,387	103,000	345,900	448,900



Infrastructure Services Continued

		2022-2023	2022-2023	2023-2024	2023-2024	2023-2024
		Rev Budget	Forecast	C / Fwd	New	Budget
		\$	\$	\$	\$	\$
Internal Accounting Expense						
IS29960	Housing Allocation	12,300	-	-	12,600	12,600
IS29970	Vehicle Allocation	15,000	13,678	-	15,000	15,000
IS29980	Administration Allocation	158,800	108,991	-	159,500	159,500
IS29998	Less Administration Allocated	-	-	-	-	-
Total Operating Expense		990,113	619,272	103,000	1,049,500	1,152,500
Capital Expense						
IS30382	Depot - Upgrade	-	-	-	25,000	25,000
Total Capital Expense		-	-	-	25,000	25,000
Total Infrastructure Services		990,113	602,207	103,000	1,074,500	1,177,500

Assets and Programming

Assets and Programming

	2022-2023	2022-2023	2023-2024	2023-2024	2023-2024
	Rev Budget	Forecast	C / Fwd	New	Budget
	\$	\$	\$	\$	\$
Other Revenue					
AS18001 General Reimbursements	-	-	-	-	-
Total Operating Revenue	-	-	-	-	-
Employment					
AS21001 Payroll	310,264	257,035	-	463,200	463,200
AS21002 Fringe Benefits Taxation	400	254	-	400	400
AS21003 Compensation Insurance	7,801	7,801	-	8,000	8,000
AS21004 Recruitment	37,500	7,791	-	37,500	37,500
AS21005 Training and Development	10,000	3,700	-	8,000	8,000
AS21006 Uniforms and Protective Items	2,200	2,248	-	4,400	4,400
AS21007 First Aid and Safety	1,300	-	-	-	-
AS21008 Agency Staff	-	-	-	-	-
AS21098 Leave Allocation	-	-	-	-	-
AS21099 Other Employment Expense	-	455	-	-	-
Office Expense					
AS22001 Telecommunications	-	-	-	-	-
AS22002 Minor Equipment Repairs	-	-	-	-	-
AS22003 Insurance	4,816	4,816	-	5,000	5,000
AS22004 Printing and Stationery	-	-	-	-	-
AS22005 Postage and Freight	-	-	-	-	-
AS22006 Advertising	-	-	-	-	-
AS22007 Minor Assets < \$5,000	-	-	-	-	-
AS22008 Subscriptions and Publications	1,500	1,035	-	-	-
AS22009 Meetings and Travel	2,000	164	-	3,000	3,000
AS22010 Staff Amenities	-	-	-	-	-
AS22099 Other Office Expense	500	290	-	-	-
Professional Services					
AS23001 Legal	-	-	-	-	-
AS23501 Consultancies	252,400	125,444	105,400	11,400	116,800
Programs and Services					
AS24050 Asset Management Programs	29,300	21,648	-	51,900	51,900



Assets and Programming Continued

	2022-2023	2022-2023	2023-2024	2023-2024	2023-2024
	Rev Budget	Forecast	C / Fwd	New	Budget
	\$	\$	\$	\$	\$
Internal Accounting Expense					
AS29960 Housing Allocation	10,200	107,012	-	135,700	135,700
AS29970 Vehicle Allocation	-	-	-	-	-
AS29980 Administration Allocation	237,900	163,307	-	237,400	237,400
AS29998 Less Administration Allocated	(836,800)	(488,274)	-	-	-
Total Operating Expense	71,281	214,726	105,400	965,900	1,071,300
Total Assets and Programming	71,281	214,726	105,400	965,900	1,071,300

Plant - Overheads

		2022-2023	2022-2023	2023-2024	2023-2024	2023-2024
		Rev Budget	Forecast	C / Fwd	New	Budget
		\$	\$	\$	\$	\$
Proceeds from disposal of assets						
LX41403	Plant Sales - General Purpose Funding	-	-	-	-	-
LX41404	Plant Sales - Governance	-	-	-	-	-
LX41405	Plant Sales - Law Order and Public Saf	-	-	(62,000)	-	(62,000)
LX41407	Plant Sales - Health	-	-	(32,000)	-	(32,000)
LX41408	Plant Sales - Education and Welfare	-	-	-	-	-
LX41409	Plant Sales - Housing	-	-	(18,000)	-	(18,000)
LX41410	Plant Sales - Community Amenities	(40,000)	-	(72,000)	-	(72,000)
LX41411	Plant Sales - Recreation and Culture	(50,000)	(55,455)	(18,000)	-	(18,000)
LX41412	Plant Sales - Transport	(617,000)	(260,909)	(138,000)	(380,000)	(518,000)
LX41413	Plant Sales - Economic Services	-	-	-	-	-
LX41414	Plant Sales - Other Property and Servic	(232,000)	(4,637)	(287,700)	-	(287,700)
Other Revenue						
LX18001	General Reimbursements	-	(9,866)	-	-	-
Total Operating Revenue		(939,000)	(330,867)	(627,700)	(380,000)	(1,007,700)
Employment						
LX21001	Payroll	309,496	294,251	-	308,200	308,200
LX21002	Fringe Benefits Taxation	600	776	-	600	600
LX21003	Compensation Insurance	5,800	6,635	-	6,000	6,000
LX21004	Recruitment	2,500	-	-	2,500	2,500
LX21005	Training and Development	26,400	10,646	-	15,000	15,000
LX21006	Uniforms and Protective Items	3,500	2,351	-	4,600	4,600
LX21007	First Aid and Safety	1,800	1,066	-	400	400
LX21008	Agency Staff	-	-	-	-	-
LX21098	Leave Allocation	-	-	-	-	-
LX21099	Other Employment Expense	-	-	-	-	-

Plant - Overheads Continued

		2022-2023	2022-2023	2023-2024	2023-2024	2023-2024
		Rev Budget	Forecast	C / Fwd	New	Budget
		\$	\$	\$	\$	\$
Office Expense						
LX22001	Telecommunications	7,400	890	-	21,400	21,400
LX22002	Minor Equipment Repairs	-	-	-	-	-
LX22003	Insurance	4,100	4,096	-	4,100	4,100
LX22004	Printing and Stationery	5,000	3,301	-	4,300	4,300
LX22005	Postage and Freight	-	915	-	1,000	1,000
LX22006	Advertising	-	-	-	-	-
LX22007	Minor Assets < \$5,000	13,000	10,015	-	13,000	13,000
LX22008	Subscriptions and Publications	-	9,763	-	-	-
LX22009	Meetings and Travel	2,500	2,141	-	2,200	2,200
LX22010	Staff Amenities	-	-	-	-	-
LX22099	Other Office Expense	-	-	-	-	-
Professional Services						
LX23001	Legal	-	-	-	-	-
LX23501	Consultancies	-	-	-	-	-
Programs and Services						
LX24005	Unallocated Time	-	14,731	-	30,800	30,800
LX24046	Consumables	11,800	11,379	-	10,400	10,400
LX24091	Plant Hire	6,800	7,141	-	5,900	5,900
Internal Accounting Expense						
LX29940	Depot Allocation	112,000	68,269	-	115,500	115,500
LX29960	Housing Allocation	7,600	9,431	-	38,400	38,400
LX29970	Vehicle Allocation	15,000	16,188	-	23,000	23,000
LX29980	Administration Allocation	202,400	138,894	-	223,400	223,400
LX29999	Less Overheads Allocated	(724,100)	(719,728)	-	(703,500)	(703,500)
Total Operating Expense		13,596	(106,849)	-	127,200	127,200

Plant - Overheads Continued

		2022-2023	2022-2023	2023-2024	2023-2024	2023-2024
		Rev Budget	Forecast	C / Fwd	New	Budget
		\$	\$	\$	\$	\$
Capital Expense						
LX30503	Plant - General Purpose Funding	-	-	-	-	-
LX30504	Plant - Governance	-	-	-	-	-
LX30505	Plant - Law Order and Public Safety	-	-	-	-	-
LX30507	Plant - Health	-	-	-	-	-
LX30508	Plant - Education and Welfare	-	-	-	-	-
LX30509	Plant - Housing	-	-	-	-	-
LX30510	Plant - Community Amenities	756,300	363,598	392,300	-	392,300
LX30511	Plant - Recreation and Culture	530,000	80,450	450,000	-	450,000
LX30512	Plant - Transport	932,400	527,272	384,000	1,714,000	2,098,000
LX30513	Plant - Economic Services	-	-	-	-	-
LX30514	Plant - Other Property and Services	490,000	142,846	370,000	-	370,000
Total Capital Expense		2,708,700	1,114,166	1,596,300	1,714,000	3,310,300
Total Plant - Overheads		1,783,296	676,450	968,600	1,461,200	2,429,800



Plant Operations

		2022-2023	2022-2023	2023-2024	2023-2024	2023-2024
		Rev Budget	Forecast	C / Fwd	New	Budget
		\$	\$	\$	\$	\$
Programs and Services						
LS25501	Licences	39,000	41,288	-	36,800	36,800
LS25502	Tyres	108,600	107,427	-	64,900	64,900
LS25503	Fuel and Oil	511,100	680,094	-	502,100	502,100
LS25504	Parts and External Repairs	315,800	324,288	-	267,200	267,200
LS25505	Maintenance and Internal Repairs	822,337	810,250	-	829,200	829,200
LS25506	Plant Insurance	97,900	95,897	-	110,000	110,000
Internal Accounting Expense						
LS29112	Depreciation - Plant and Machinery	626,400	626,400	-	626,400	626,400
LS29997	Less Plant Operation Costs Allocated	(2,617,900)	(1,701,513)	-	(2,836,100)	(2,836,100)
LS29960	Housing Allocation	-	-	-	-	-
LS29970	Vehicle Allocation	-	-	-	-	-
LS29980	Administration Allocation	-	-	-	-	-
LS29998	Less Administration Allocated	-	-	-	-	-
Total Operating Expense		(96,763)	984,130	-	(399,500)	(399,500)
Total Plant Operations		(96,763)	984,130	-	(399,500)	(399,500)

Roads and Civil Projects

Roads and Civil Projects - Overheads

		2022-2023	2022-2023	2023-2024	2023-2024	2023-2024
		Rev Budget	Forecast	C / Fwd	New	Budget
		\$	\$	\$	\$	\$
Operating Funding						
RX12006	Main Roads WA Direct Grant	(290,700)	(290,735)	-	(290,700)	(290,700)
RX12007	Road Flood Damage Funding	(2,912,400)	(160,218)	(2,764,052)	(962,100)	(3,726,152)
Capital Funding						
RX13001	Regional Road Group Funding	(234,900)	(573,416)	(234,900)	(800,000)	(1,034,900)
RX13002	Roads to Recovery Funding	(736,300)	(736,300)	-	(736,300)	(736,300)
RX13003	Blackspot Funding	-	-	-	-	-
RX13005	Capital Funding - Recreation - Major P	(845,000)	(20,162)	(320,162)	(1,500,000)	(1,820,162)
RX13009	Capital Funding - Economic Major - P	(62,400)	(9,674)	(52,726)	(773,200)	(825,926)
RX13010	Capital Funding - Transport - Major Pr	(2,542,400)	(995,848)	(1,029,063)	(446,000)	(1,475,063)
Fees and Charges						
RX14039	Standpipes Revenue	(57,600)	(67,064)	-	-	-
RX14999	Other Fees and Charges	-	-	-	-	-
Other Revenue						
RX18001	General Reimbursements	-	(3,124)	-	-	-
Total Operating Revenue		(7,681,700)	(2,856,541)	(4,400,903)	(5,508,300)	(9,909,203)
Employment						
RX21001	Payroll	771,362	542,642	-	1,077,200	1,077,200
RX21002	Fringe Benefits Taxation	6,400	6,573	-	6,500	6,500
RX21003	Compensation Insurance	24,249	24,249	-	26,000	26,000
RX21004	Recruitment	50,000	39,900	-	50,000	50,000
RX21005	Training and Development	19,000	-	-	25,000	25,000
RX21006	Uniforms and Protective Items	1,600	2,362	-	2,000	2,000
RX21007	First Aid and Safety	4,200	88	-	200	200
RX21008	Agency Staff	-	-	-	-	-
RX21098	Leave Allocation	-	-	-	-	-
RX21099	Other Employment Expense	6,000	5,093	-	6,000	6,000



Roads and Civil Projects - Overheads Continued

		2022-2023	2022-2023	2023-2024	2023-2024	2023-2024
		Rev Budget	Forecast	C / Fwd	New	Budget
		\$	\$	\$	\$	\$
Office Expense						
RX22001	Telecommunications	-	965	-	-	-
RX22002	Minor Equipment Repairs	-	-	-	-	-
RX22003	Insurance	16,460	16,460	-	17,000	17,000
RX22004	Printing and Stationery	-	-	-	-	-
RX22005	Postage and Freight	-	-	-	-	-
RX22006	Advertising	-	(19)	-	-	-
RX22007	Minor Assets < \$5,000	-	-	-	-	-
RX22008	Subscriptions and Publications	-	-	-	-	-
RX22009	Meetings and Travel	25,460	4,506	-	12,400	12,400
RX22010	Staff Amenities	-	-	-	-	-
RX22099	Other Office Expense	300	277	-	400	400
Professional Services						
RX23001	Legal	-	-	-	-	-
RX23501	Consultancies	-	1,658	-	43,200	43,200
Programs and Services						
RX24005	Unallocated Time	16,942	12,568	-	26,200	26,200
RX24046	Consumables	-	-	-	-	-
RX24072	Standpipes	43,100	61,653	-	-	-
RX24113	Road Signs	72,200	3,351	-	-	-
Internal Accounting Expense						
RX29940	Depot Allocation	108,100	65,915	-	111,500	111,500
RX29960	Housing Allocation	34,200	75,219	-	116,800	116,800
RX29970	Vehicle Allocation	52,000	24,344	-	28,200	28,200
RX29980	Administration Allocation	739,600	507,623	-	722,500	722,500
RX29998	Less Administration Allocated	-	-	-	-	-
RX29999	Less Overheads Allocated	(2,239,600)	(1,122,878)	-	(1,552,600)	(1,552,600)
Total Operating Expense		(248,427)	272,548	-	718,500	718,500

Roads and Civil Projects - Overheads Continued

		2022-2023	2022-2023	2023-2024	2023-2024	2023-2024
		Rev Budget	Forecast	C / Fwd	New	Budget
		\$	\$	\$	\$	\$
Capital Expense						
RX31101	Roads - Renewal	6,312,611	4,988,340	1,175,600	1,200,000	2,375,600
RX31102	Roads - Upgrade	-	40,000	-	-	-
RX31103	Roads - New	-	-	-	300,000	300,000
RX31201	Pathways - Renewal	-	-	-	-	-
RX31202	Pathways - Upgrade	-	-	-	-	-
RX31203	Pathways - New	-	-	-	-	-
RX31301	Drainage - Renewal	200,000	19,077	200,000	560,000	760,000
RX31302	Drainage - Upgrade	-	-	-	-	-
RX31303	Drainage - New	-	-	-	-	-
RX31401	Parks and Recreation - Renewal	1,870,000	429,199	607,930	-	607,930
RX31402	Parks and Recreation - Upgrade	2,868,000	1,087,406	1,936,000	-	1,936,000
RX31403	Parks and Recreation - New	638,000	31,944	310,000	790,000	1,100,000
RX31501	Town Infrastructure - Renewal	-	-	-	-	-
RX31502	Town Infrastructure - Upgrade	-	-	-	-	-
RX31503	Town Infrastructure - New	-	-	-	-	-
RX31801	Coastal Infrastructure - Renewal	-	-	-	-	-
RX31802	Coastal Infrastructure - Upgrade	-	-	-	-	-
RX31803	Coastal Infrastructure - New	767,000	283,858	287,000	5,000,000	5,287,000
Total Capital Expense		12,655,611	6,879,824	4,516,530	7,850,000	12,366,530
Total Roads and Civil Projects - Overheads		4,725,484	4,295,831	115,627	3,060,200	3,175,827



Roads and Civil Projects

	2022-2023	2022-2023	2023-2024	2023-2024	2023-2024
	Rev Budget	Forecast	C / Fwd	New	Budget
	\$	\$	\$	\$	\$
Infrastructure Operation and Maintenance					
RC26001 Urban Roads	-	-	-	-	-
RC26002 Regional Roads	2,645,059	1,262,382	-	3,368,900	3,368,900
RC26003 Local Roads	567,127	391,574	-	648,100	648,100
RC26004 Other Road Infrastructure	-	29,410	-	-	-
RC26005 Flood Damage Repairs - Declared Ever	1,993,048	28,745	1,993,048	832,200	2,825,248
Total Operating Expense	5,205,234	1,712,112	1,993,048	4,849,200	6,842,248
Total Roads and Civil Projects	5,205,234	1,712,112	1,993,048	4,849,200	6,842,248

Town Maintenance

Town Maintenance - Overheads

	2022-2023	2022-2023	2023-2024	2023-2024	2023-2024
	Rev Budget	Forecast	C / Fwd	New	Budget
	\$	\$	\$	\$	\$
Capital Funding					
TX13010 Capital Funding - Transport - Town Ma	-	-	-	-	-
Total Operating Revenue	-	-	-	-	-
Employment					
TX21001 Payroll	1,211,214	936,562	-	983,100	983,100
TX21002 Fringe Benefits Taxation	13,000	11,057	-	13,000	13,000
TX21003 Compensation Insurance	39,005	39,005	-	41,000	41,000
TX21004 Recruitment	9,300	6,442	-	10,000	10,000
TX21005 Training and Development	37,500	16,911	-	37,500	37,500
TX21006 Uniforms and Protective Items	9,200	12,524	-	12,000	12,000
TX21007 First Aid and Safety	7,300	1,623	-	3,000	3,000
TX21008 Agency Staff	-	-	-	-	-
TX21098 Leave Allocation	-	-	-	-	-
TX21099 Other Employment Expense	-	-	-	-	-
Office Expense					
TX22001 Telecommunications	-	-	-	-	-
TX22002 Minor Equipment Repairs	-	-	-	-	-
TX22003 Insurance	24,079	24,079	-	26,000	26,000
TX22004 Printing and Stationery	-	-	-	-	-
TX22005 Postage and Freight	5,000	-	-	-	-
TX22006 Advertising	-	-	-	-	-
TX22007 Minor Assets < \$5,000	5,300	1,181	-	5,200	5,200
TX22008 Subscriptions and Publications	-	-	-	-	-
TX22009 Meetings and Travel	10,000	1,172	-	7,200	7,200
TX22010 Staff Amenities	-	-	-	2,600	2,600
TX22099 Other Office Expense	300	277	-	300	300
Professional Services					
TX23001 Legal	-	-	-	-	-
TX23501 Consultancies	-	-	-	-	-
Programs and Services					
TX24005 Unallocated Time	109,180	167,328	-	115,100	115,100
TX24046 Consumables	-	-	-	-	-



Roads and Civil Projects

	2022-2023	2022-2023	2023-2024	2023-2024	2023-2024
	Rev Budget	Forecast	C / Fwd	New	Budget
	\$	\$	\$	\$	\$
Internal Accounting Expense					
TX29940 Depot Allocation	108,100	65,915	-	111,500	111,500
TX29960 Housing Allocation	52,200	167,325	-	306,200	306,200
TX29970 Vehicle Allocation	16,700	9,290	-	10,000	10,000
TX29980 Administration Allocation	1,189,700	816,534	-	1,240,400	1,240,400
TX29998 Less Administration Allocated	-	-	-	-	-
TX29999 Less Overheads Allocated	(2,703,200)	(1,942,287)	-	(2,558,000)	(2,558,000)
Total Operating Expense	143,878	334,938	-	366,100	366,100
Capital Expense					
TX31301 Drainage Equipment - Renewal	-	-	-	500,000	500,000
TX31302 Drainage Equipment - Upgrade	-	-	-	75,000	75,000
TX31303 Drainage Equipment - New	-	-	-	-	-
TX31203 Pathways - New	-	-	-	-	-
TX31101 Roads - Renewal	-	-	-	785,000	785,000
TX31501 Town Infrastructure - Renewal	-	-	-	100,000	100,000
TX30381 Depots - Renewal	-	-	-	-	-
TX30382 Depots - Upgrade	30,000	30,000	-	-	-
TX30212 Operational Equipment - New	8,368	8,368	-	-	-
TX31401 Parks and Recreation - Renewal	117,221	117,220	-	165,000	165,000
TX31402 Parks and Recreation - Upgrade	-	-	-	-	-
TX31403 Parks and Recreation - New	-	-	-	-	-
Total Capital Expense	155,589	155,588	-	1,625,000	1,625,000
Total Town Maintenance - Overheads	299,467	490,526	-	1,991,100	1,991,100

Town Maintenance - Onslow

	2022-2023	2022-2023	2023-2024	2023-2024	2023-2024
	Rev Budget	Forecast	C / Fwd	New	Budget
	\$	\$	\$	\$	\$
Asset Operations and Maintenance					
TO25101 Vacant Land	12,100	10,987	-	16,500	16,500
TO25303 Administration Centres	8,800	7,309	-	-	-
TO25401 Animal Facilities	-	-	-	-	-
Infrastructure Operation and Maintenance					
TO26010 Town Streets	514,696	364,282	8,650	520,600	529,250
TO26101 Pathways	15,258	13,811	-	55,600	55,600
TO26201 Drainage	56,933	12,958	-	31,800	31,800
TO26301 Ovals	68,397	52,363	-	82,900	82,900
TO26302 Parks and Open Space	545,969	376,109	-	443,900	443,900
TO26303 Environment	54,573	14,931	-	186,900	186,900
TO26304 Aquatic Facilities	43,877	29,319	-	41,400	41,400
TO26305 Sports Facilities	26,806	16,415	-	10,800	10,800
TO26401 Cemeteries	51,312	53,563	-	56,100	56,100
Total Operating Expense	1,398,721	952,048	8,650	1,446,500	1,455,150
Total Town Maintenance - Onslow	1,398,721	952,048	8,650	1,446,500	1,455,150



Town Maintenance - Paraburdo

		2022-2023	2022-2023	2023-2024	2023-2024	2023-2024
		Rev Budget	Forecast	C / Fwd	New	Budget
		\$	\$	\$	\$	\$
Asset Operations and Maintenance						
TP25101	Vacant Land	600	723	-	1,900	1,900
TP25301	Housing - Shire Owned	-	-	-	9,300	9,300
TP25303	Administration Centres	3,470	3,695	-	14,600	14,600
TP25306	Community Centres	1,500	2,577	-	32,600	32,600
TP25401	Animal Facilities	-	-	-	-	-
Infrastructure Operation and Maintenance						
TP26010	Town Streets	262,624	163,259	-	329,900	329,900
TP26101	Pathways	30,080	11,650	-	9,000	9,000
TP26201	Drainage	36,521	37,474	-	81,700	81,700
TP26301	Ovals	237,052	166,025	-	236,200	236,200
TP26302	Parks and Open Space	248,871	202,469	-	117,700	117,700
TP26303	Environment	45,073	32,466	-	94,800	94,800
TP26304	Aquatic Facilities	15,400	2,467	-	16,100	16,100
TP26305	Sports Facilities	70,164	50,942	-	60,000	60,000
TP26402	Shopping Areas	330,579	289,957	-	281,600	281,600
TP26403	Information Bays	14,173	13,705	-	32,900	32,900
Total Operating Expense		1,296,107	977,407	-	1,318,300	1,318,300
Total Town Maintenance - Paraburdo		1,296,107	977,407	-	1,318,300	1,318,300

Town Maintenance - Tom Price

		2022-2023	2022-2023	2023-2024	2023-2024	2023-2024
		Rev Budget	Forecast	C / Fwd	New	Budget
		\$	\$	\$	\$	\$
Asset Operations and Maintenance						
TT25101	Vacant Land	800	384	-	12,700	12,700
TT25301	Housing - Shire Owned	32,340	26,492	-	41,800	41,800
TT25303	Administration Centres	21,962	22,232	-	25,700	25,700
TT25306	Community Centres	-	-	-	-	-
TT25401	Animal Facilities	8,000	15,426	-	20,300	20,300
TT25404	Community Halls	71,603	73,800	-	99,100	99,100
Infrastructure Operation and Maintenance						
TT26010	Town Streets	600,039	358,733	-	631,200	631,200
TT26101	Pathways	42,169	6,682	-	120,000	120,000
TT26201	Drainage	79,681	47,659	-	107,000	107,000
TT26301	Ovals	607,850	419,673	2,740	512,800	515,540
TT26302	Parks and Open Space	726,316	515,207	-	311,700	311,700
TT26303	Environment	81,524	59,064	-	430,900	430,900
TT26304	Aquatic Facilities	-	-	-	-	-
TT26305	Sports Facilities	19,934	1,711	-	17,500	17,500
TT26401	Cemeteries	41,308	30,015	-	43,500	43,500
TT26402	Shopping Areas	381,560	288,098	-	274,400	274,400
TT26403	Information Bays	750	750	-	5,400	5,400
Total Operating Expense		2,715,836	1,865,927	2,740	2,654,000	2,656,740
Total Town Maintenance - Tom Price		2,715,836	1,865,927	2,740	2,654,000	2,656,740



Depots

		2022-2023	2022-2023	2023-2024	2023-2024	2023-2024
		Rev Budget	Forecast	C / Fwd	New	Budget
		\$	\$	\$	\$	\$
Asset Operation and Maintenance						
DX25308	Depots - Facility	-	454	-	-	-
DX25309	Depots - Grounds	119,107	66,136	9,450	163,400	172,850
Internal Accounting Expense						
DX29960	Housing Allocation	-	-	-	-	-
DX29970	Vehicle Allocation	-	-	-	-	-
DX29980	Administration Allocation	-	-	-	-	-
DX29998	Less Administration Allocated	-	-	-	-	-
DX29994	Less Depots Allocated	(386,200)	(235,411)	-	(173,600)	(173,600)
Total Operating Expense		(267,093)	(168,822)	9,450	(10,200)	(750)
Total Depots		(267,093)	(168,822)	9,450	(10,200)	(750)

Waste Services

Waste Services - Overheads

		2022-2023	2022-2023	2023-2024	2023-2024	2023-2024
		Rev Budget	Forecast	C / Fwd	New	Budget
		\$	\$	\$	\$	\$
Other Revenue						
WX18001	General Reimbursements	-	(4,836)	-	-	-
Total Operating Revenue		-	(4,836)	-	-	-
Employment						
WX21001	Payroll	574,028	525,935	-	655,700	655,700
WX21002	Fringe Benefits Taxation	3,400	235	-	3,500	3,500
WX21003	Compensation Insurance	21,493	21,493	-	22,000	22,000
WX21004	Recruitment	30,000	3,682	13,000	30,000	43,000
WX21005	Training and Development	32,500	5,198	-	32,500	32,500
WX21006	Uniforms and Protective Items	12,600	4,386	-	12,600	12,600
WX21007	First Aid and Safety	13,500	10,451	-	13,500	13,500
WX21008	Agency Staff	-	-	-	-	-
WX21098	Leave Allocation	-	-	-	-	-
WX21099	Other Employment Expense	-	-	-	-	-
Office Expense						
WX22001	Telecommunications	-	-	-	-	-
WX22002	Minor Equipment Repairs	-	-	-	-	-
WX22003	Insurance	13,268	13,268	-	15,000	15,000
WX22004	Printing and Stationery	-	-	-	1,700	1,700
WX22005	Postage and Freight	-	-	-	-	-
WX22006	Advertising	-	-	-	-	-
WX22007	Minor Assets < \$5,000	-	-	-	4,300	4,300
WX22008	Subscriptions and Publications	-	-	-	900	900
WX22009	Meetings and Travel	10,000	2,818	-	9,900	9,900
WX22010	Staff Amenities	-	52	-	-	-
WX22099	Other Office Expense	-	-	-	900	900
Professional Services						
WX23001	Legal	-	-	-	4,300	4,300
WX23501	Consultancies	521,400	12,580	-	129,700	129,700
Programs and Services						
WX24005	Unallocated Time	11,808	12,922	-	13,600	13,600
WX24046	Consumables	-	-	-	400	400
WX24064	Licences and Permits	-	-	-	-	-



Waste Services - Overheads Continued

	2022-2023	2022-2023	2023-2024	2023-2024	2023-2024
	Rev Budget	Forecast	C / Fwd	New	Budget
	\$	\$	\$	\$	\$
Internal Accounting Expense					
WX29960 Housing Allocation	31,200	81,967	-	85,900	85,900
WX29970 Vehicle Allocation	30,000	10,382	-	15,000	15,000
WX29980 Administration Allocation	655,600	449,928	-	673,200	673,200
WX29998 Less Administration Allocated	-	-	-	-	-
WX29940 Depot Allocation	(19,300)	11,771	-	19,900	19,900
WX29999 Less Overheads Allocated	(806,300)	(629,122)	-	(907,100)	(907,100)
Total Operating Expense	1,135,197	537,947	13,000	837,400	850,400
Capital Expense					
WX31601 General Waste - Renewal	-	-	-	-	-
WX31602 General Waste - Upgrade	-	-	-	-	-
WX31603 General Waste - New	75,000	-	-	-	-
Total Capital Expense	75,000	-	-	-	-
Total Waste Services - Overheads	1,210,197	533,111	13,000	837,400	850,400

Waste Services - Onslow

	2022-2023	2022-2023	2023-2024	2023-2024	2023-2024
	Rev Budget	Forecast	C / Fwd	New	Budget
	\$	\$	\$	\$	\$
Fees and Charges					
WO14041 Waste Collection Fees	(140,000)	(147,594)	-	(146,000)	(146,000)
WO14042 Waste Facility Revenue	(118,100)	(169,657)	-	(130,000)	(130,000)
Total Operating Revenue	(258,100)	(317,251)	-	(276,000)	(276,000)
Programs and Services					
WO24076 Waste Collection	243,545	185,594	-	283,500	283,500
WO26501 Waste Facilities	1,263,999	932,081	39,100	813,800	852,900
Total Operating Expense	1,507,544	1,117,676	39,100	1,097,300	1,136,400
Total Waste Services - Onslow	1,249,444	800,425	39,100	821,300	860,400



Waste Services - Paraburdoo

	2022-2023	2022-2023	2023-2024	2023-2024	2023-2024
	Rev Budget	Forecast	C / Fwd	New	Budget
	\$	\$	\$	\$	\$
Fees and Charges					
WP14041 Waste Collection Fees	(122,000)	(121,529)	-	(120,000)	(120,000)
WP14042 Waste Facility Revenue	(212,500)	(454,362)	-	(220,000)	(220,000)
Total Operating Revenue	(334,500)	(575,891)	-	(340,000)	(340,000)
Programs and Services					
WP24076 Waste Collection	219,990	173,707	-	275,200	275,200
WP26501 Waste Facilities	766,200	573,180	-	736,200	736,200
Total Operating Expense	986,190	746,886	-	1,011,400	1,011,400
Total Waste Services - Paraburdoo	651,690	170,996	-	671,400	671,400

Waste Services - Tom Price

	2022-2023	2022-2023	2023-2024	2023-2024	2023-2024
	Rev Budget	Forecast	C / Fwd	New	Budget
	\$	\$	\$	\$	\$
Fees and Charges					
WT14041 Waste Collection Fees	(1,532,700)	(1,530,867)	-	(1,534,800)	(1,534,800)
WT14042 Waste Facility Revenue	(1,000,000)	(786,415)	-	(865,000)	(865,000)
Total Operating Revenue	(2,532,700)	(2,317,282)	-	(2,399,800)	(2,399,800)
Programs and Services					
WT24076 Waste Collection	388,645	366,486	-	486,000	486,000
WT26501 Waste Facilities	1,072,482	645,182	-	1,023,000	1,023,000
Total Operating Expense	1,461,127	1,011,668	-	1,509,000	1,509,000
Capital Expense					
WT31603 General Waste - New	-	-	-	40,000	40,000
Total Capital Expense	-	-	-	40,000	40,000
Total Waste Services - Tom Price	(1,071,573)	(1,305,614)	-	(850,800)	(850,800)



Regional Waste Facility

	2022-2023	2022-2023	2023-2024	2023-2024	2023-2024
	Rev Budget	Forecast	C / Fwd	New	Budget
	\$	\$	\$	\$	\$
Capital Funding					
RW13007 Capital Funding - Community Amenitie	-	-	-	-	-
Other Revenue					
RW18001 General Reimbursements	-	-	-	-	-
RW18011 Regional Waste Facility - Revenue	(200,000)	(161,825)	-	(3,952,000)	(3,952,000)
Total Operating Revenue	(200,000)	(161,825)	-	(3,952,000)	(3,952,000)
Professional Services					
RW23001 Legal	100,000	-	-	50,000	50,000
Infrastructure Operation and Maintenance					
RW26701 Regional Waste Facility - Operation	4,424,195	2,626,862	-	4,424,200	4,424,200
Total Operating Expense	4,524,195	2,626,862	-	4,474,200	4,474,200
Capital Expense					
RW32211 Regional Waste Facility - Renewal	-	-	-	-	-
RW32212 Regional Waste Facility - Upgrade	-	-	-	-	-
RW32213 Regional Waste Facility - New	3,271,157	812,417	2,419,941	1,310,000	3,729,941
Total Capital Expense	3,271,157	812,417	2,419,941	1,310,000	3,729,941
Total Regional Waste Facility	7,595,352	3,277,454	2,419,941	1,832,200	4,252,141

Private Works

Private Works

	2022-2023	2022-2023	2023-2024	2023-2024	2023-2024
	Rev Budget	Forecast	C / Fwd	New	Budget
	\$	\$	\$	\$	\$
Fees and Charges					
PW14100 Private Works Revenue	-	(550)	-	-	-
PW14099 Private Works Revenue - Main Roads	(500,000)	-	(500,000)	-	(500,000)
Total Operating Revenue	(500,000)	(550)	(500,000)	-	(500,000)
Programs and Services					
PW24100 Private Works	-	-	-	-	-
PW24099 Private Works - Main Roads	500,000	3,047	497,000	-	497,000
Total Operating Expense	500,000	3,047	497,000	-	497,000
Total Private Works	-	2,497	(3,000)	-	(3,000)



Community Development

Community Development

	2022-2023	2022-2023	2023-2024	2023-2024	2023-2024
	Rev Budget	Forecast	C / Fwd	New	Budget
	\$	\$	\$	\$	\$
Total Operating Revenue	-	-	-	-	-
Employment					
CD21001 Payroll	-	-	-	398,800	398,800
CD21002 Fringe Benefits Taxation	-	-	-	12,600	12,600
CD21003 Compensation Insurance	-	-	-	5,000	5,000
CD21004 Recruitment	-	-	-	8,000	8,000
CD21005 Training and Development	-	-	-	12,000	12,000
CD21006 Uniforms and Protective Items	-	-	-	400	400
CD21007 First Aid and Safety	-	-	-	500	500
CD21008 Agency Staff	-	-	-	30,000	30,000
CD21098 Leave Allocation	-	-	-	-	-
CD21099 Other Employment Expense	-	-	-	-	-
Office Expense					
CD22001 Telecommunications	-	-	-	-	-
CD22002 Minor Equipment Repairs	-	-	-	-	-
CD22003 Insurance	-	-	-	3,000	3,000
CD22004 Printing and Stationery	-	-	-	1,000	1,000
CD22005 Postage and Freight	-	-	-	-	-
CD22006 Advertising	-	-	-	-	-
CD22007 Minor Assets < \$5,000	-	-	-	-	-
CD22008 Subscriptions and Publications	-	-	-	-	-
CD22009 Meetings and Travel	-	-	-	10,400	10,400
CD22010 Staff Amenities	-	-	-	1,000	1,000
CD22099 Other Office Expense	-	-	-	-	-

Community Development Continued

		2022-2023	2022-2023	2023-2024	2023-2024	2023-2024
		Rev Budget	Forecast	C / Fwd	New	Budget
		\$	\$	\$	\$	\$
Professional Services						
CD23001	Legal	-	58	-	25,900	25,900
CD23501	Consultancies	-	-	-	84,000	84,000
Internal Accounting Expense						
CD29960	Housing Allocation	-	-	-	-	-
CD29970	Vehicle Allocation	-	-	-	15,000	15,000
CD29980	Administration Allocation	-	-	-	201,700	201,700
CD29998	Less Administration Allocated	-	-	-	-	-
Total Operating Expense		-	58	-	809,300	809,300
Total Community Development		-	58	-	809,300	809,300



Projects

		2022-2023	2022-2023	2023-2024	2023-2024	2023-2024
		Rev Budget	Forecast	C / Fwd	New	Budget
		\$	\$	\$	\$	\$
Capital Funding						
PJ13005	Capital Funding - Recreation - Major P	(7,092,900)	(8,156,304)	-	(11,300,000)	(11,300,000)
PJ13006	Capital Funding - Education and Welfa	(2,131,200)	(1,000,000)	-	-	-
PJ13009	Capital Funding - Economic Major - P	-	(250,000)	-	-	-
PJ13010	Capital Funding - Transport - Projects	-	-	-	(15,000,000)	(15,000,000)
PJ13011	Capital Funding - Recreation - Major P	(1,776,400)	(1,030,202)	-	-	-
Operating Funding						
PJ12999	Operating Funding -Recreation & Cult	(609,800)	(565,556)	-	(282,400)	(282,400)
PJ12010	CLIP Funding - Rio Tinto	-	-	(385,300)	-	(385,300)
Other Revenue						
PJ18001	General Reimbursements	-	(1,200)	-	-	-
Total Operating Revenue		(11,610,300)	(11,003,262)	(385,300)	(26,582,400)	(26,967,700)
Employment						
PJ21001	Payroll	335,502	332,650	-	-	-
PJ21002	Fringe Benefits Taxation	12,600	14,193	-	-	-
PJ21003	Compensation Insurance	4,815	4,815	-	-	-
PJ21004	Recruitment	6,400	-	-	-	-
PJ21005	Training and Development	16,700	3,038	-	-	-
PJ21006	Uniforms and Protective Items	1,000	132	-	-	-
PJ21007	First Aid and Safety	-	-	-	-	-
PJ21008	Agency Staff	-	-	-	-	-
PJ21098	Leave Allocation	-	-	-	-	-
PJ21099	Other Employment Expense	-	-	-	-	-
Office Expense						
PJ22002	Minor Equipment Repairs	-	-	-	-	-
PJ22003	Insurance	2,973	2,973	-	-	-
PJ22004	Printing and Stationery	-	660	-	-	-
PJ22005	Postage and Freight	-	65	-	-	-
PJ22006	Advertising	-	-	-	-	-
PJ22007	Minor Assets < \$5,000	700	1,611	-	-	-
PJ22008	Subscriptions and Publications	-	-	-	-	-
PJ22009	Meetings and Travel	13,800	8,938	-	-	-
PJ22010	Staff Amenities	-	461	-	-	-
PJ22099	Other Office Expense	1,000	393	-	-	-

Projects Continued

		2022-2023	2022-2023	2023-2024	2023-2024	2023-2024
		Rev Budget	Forecast	C / Fwd	New	Budget
		\$	\$	\$	\$	\$
Professional Services						
PJ23001	Legal	-	10,849	-	69,100	69,100
PJ23501	Consultancies	938,800	682,220	509,445	781,000	1,290,445
Internal Accounting Expense						
PJ29960	Housing Allocation	700	-	-	-	-
PJ29970	Vehicle Allocation	15,000	11,013	-	-	-
PJ29980	Administration Allocation	146,900	100,805	-	-	-
PJ29998	Less Administration Allocated	-	-	-	-	-
Total Operating Expense		1,496,890	1,174,814	509,445	850,100	1,359,545
Capital Expense						
PJ30204	Aquatic Equipment - Renewal	4,963	-	-	-	-
PJ30333	Administration Centres - New	150,000	28,287	127,000	5,000,000	5,127,000
PJ30353	Childcare Centres - New	2,243,852	2,243,852	-	-	-
PJ30361	Community Centres - Renewal	-	-	-	-	-
PJ30372	Accommodation Facilities - Upgrade	1,737,200	1,613,182	-	80,000	80,000
PJ30421	Cultural Facilities - Renewal	-	-	-	-	-
PJ31302	Drainage - Upgrade	-	-	-	500,000	500,000
PJ30433	Emergency Services Facilities - New	1,801,924	1,145,360	-	-	-
PJ31201	Pathways - Renewal	-	-	-	1,000,000	1,000,000
PJ31803	Coastal - New	-	-	-	16,000,000	16,000,000
PJ31401	Parks and Recreation - Renewal	7,342	76,092	1,017,000	750,000	1,767,000
PJ31402	Parks and Recreation - Upgrade	65,000	40,696	-	1,130,000	1,130,000
PJ31403	Parks and Recreation - New	14,428,800	13,372,126	434,850	12,000,000	12,434,850
PJ31503	Town Infrastructure - New	3,930,200	1,682,161	1,637,900	8,000,000	9,637,900
PJ30443	Community Halls - New	800,000	10,905	-	1,800,000	1,800,000
Total Capital Expense		25,169,281	20,212,661	3,216,750	46,260,000	49,476,750
Total Projects		15,055,871	10,384,214	3,340,895	20,527,700	23,868,595



Communities

	2022-2023	2022-2023	2023-2024	2023-2024	2023-2024
	Rev Budget	Forecast	C / Fwd	New	Budget
	\$	\$	\$	\$	\$
Operating Funding					
CM12013 Event Contributions - Shire	-	-	-	-	-
Fees and Charges					
CM14040 Ticket Sales	(1,760)	(2,816)	-	(2,000)	(2,000)
Other Revenue					
CM18001 General Reimbursements	(13,111)	(13,111)	-	(1,000)	(1,000)
Total Operating Revenue	(14,871)	(15,928)	-	(3,000)	(3,000)
Employment					
CM21001 Payroll	173,038	188,911	-	146,400	146,400
CM21002 Fringe Benefits Taxation	4,300	10,113	-	4,300	4,300
CM21003 Compensation Insurance	7,605	7,605	-	7,800	7,800
CM21004 Recruitment	10,500	-	-	13,000	13,000
CM21005 Training and Development	15,500	8,912	-	8,300	8,300
CM21006 Uniforms and Protective Items	900	1,193	-	1,600	1,600
CM21007 First Aid and Safety	600	-	-	600	600
CM21008 Agency Staff	-	-	-	-	-
CM21098 Leave Allocation	-	-	-	-	-
CM21099 Other Employment Expense	-	241	-	-	-
Office Expense					
CM22001 Telecommunications	-	-	-	-	-
CM22002 Minor Equipment Repairs	-	-	-	6,900	6,900
CM22003 Insurance	4,297	4,297	-	4,500	4,500
CM22004 Printing and Stationery	800	145	-	4,300	4,300
CM22005 Postage and Freight	-	-	-	-	-
CM22006 Advertising	34,500	3,016	-	27,700	27,700
CM22007 Minor Assets < \$5,000	14,600	12,718	-	8,600	8,600
CM22008 Subscriptions and Publications	3,000	3,367	-	5,100	5,100
CM22009 Meetings and Travel	9,500	6,601	-	12,600	12,600
CM22010 Staff Amenities	-	-	-	-	-
CM22099 Other Office Expense	-	-	-	-	-
Professional Services					
CM23001 Legal	-	-	-	13,000	13,000
CM23501 Consultancies	98,100	89,127	50,000	147,000	197,000

Communities Continued

	2022-2023	2022-2023	2023-2024	2023-2024	2023-2024
	Rev Budget	Forecast	C / Fwd	New	Budget
	\$	\$	\$	\$	\$
Programs and Services					
CM24074 Community Initiatives	476,400	404,294	33,000	288,500	321,500
CM24097 WTO - Chevron - Governance and Aud	5,000	-	-	8,600	8,600
CM24098 CISP - Rio Tinto - Governance and Auc	5,000	2,825	-	8,600	8,600
TEMPcS DAIP Initiative	-	-	-	13,000	13,000
Internal Accounting Expense					
CM29960 Housing Allocation	6,000	15,358	-	19,500	19,500
CM29970 Vehicle Allocation	30,000	2,625	-	8,000	8,000
CM29980 Administration Allocation	119,800	82,233	-	70,100	70,100
CM29998 Less Administration Allocated	-	-	-	-	-
Total Operating Expense	1,019,440	843,582	83,000	828,000	911,000
Capital Expense					
CM30207 Facility Equipment - Renewal	-	-	-	-	-
CM30208 Facility Equipment - Upgrade	-	-	-	-	-
CM30202 Furniture and Equipment - New	-	-	-	174,800	174,800
CM31503 Town Infrastructure - New	25,000	21,086	4,000	-	4,000
CM30363 Community Centres - New	10,000	-	10,000	-	10,000
Total Capital Expense	35,000	21,086	14,000	174,800	188,800
Total Communities	1,039,569	848,740	97,000	999,800	1,096,800



Communities - Onslow

		2022-2023	2022-2023	2023-2024	2023-2024	2023-2024
		Rev Budget	Forecast	C / Fwd	New	Budget
		\$	\$	\$	\$	\$
Operating Funding						
CO12008	Every Club Funding	-	-	-	-	-
CO12012	WTO - Chevron - Funding	(200,000)	(200,000)	-	(200,000)	(200,000)
CO12016	WTO - Chevron - External Funding	-	-	-	(1,000)	(1,000)
CO12013	Event Contributions - Shire	(92,555)	(12,000)	(10,000)	(100,000)	(110,000)
Fees and Charges						
CO14023	WTO - Chevron - Revenue	(2,500)	(2,396)	-	(2,800)	(2,800)
CO14046	Equipment Hire	(500)	(364)	-	(1,000)	(1,000)
Other Revenue						
CO18001	General Reimbursements	(4,000)	(3,551)	-	(3,900)	(3,900)
Total Operating Revenue		(299,555)	(218,311)	(10,000)	(308,700)	(318,700)
Employment						
CO21001	Payroll	351,581	326,489	-	444,000	444,000
CO21002	Fringe Benefits Taxation	400	587	-	400	400
CO21003	Compensation Insurance	5,835	5,835	-	6,000	6,000
CO21004	Recruitment	17,600	13,029	-	13,300	13,300
CO21005	Training and Development	6,400	935	-	10,400	10,400
CO21006	Uniforms and Protective Items	4,000	2,884	-	4,500	4,500
CO21007	First Aid and Safety	-	-	-	3,600	3,600
CO21008	Agency Staff	-	-	-	-	-
CO21098	Leave Allocation	-	-	-	-	-
CO21099	Other Employment Expense	-	-	-	-	-
Office Expense						
CO22001	Telecommunications	-	-	-	-	-
CO22002	Minor Equipment Repairs	-	-	-	-	-
CO22003	Insurance	4,818	4,818	-	5,000	5,000
CO22004	Printing and Stationery	-	-	-	-	-
CO22005	Postage and Freight	-	-	-	-	-
CO22006	Advertising	-	-	-	-	-
CO22007	Minor Assets < \$5,000	-	-	-	5,200	5,200
CO22008	Subscriptions and Publications	-	-	-	-	-
CO22009	Meetings and Travel	3,500	4,575	-	5,700	5,700
CO22010	Staff Amenities	-	-	-	-	-
CO22099	Other Office Expense	-	-	-	-	-

Communities - Onslow Continued

	2022-2023	2022-2023	2023-2024	2023-2024	2023-2024
	Rev Budget	Forecast	C / Fwd	New	Budget
	\$	\$	\$	\$	\$
Professional Services					
CO23001 Legal	-	-	-	-	-
CO23501 Consultancies	-	-	-	-	-
Programs and Services					
CO24094 WTO - Chevron - Shire Expense	12,000	4,044	-	53,000	53,000
CO24112 WTO - Chevron - Agreement Delivery	218,101	180,807	-	217,000	217,000
CO24096 Events and Festivals	280,000	-	380,000	70,000	450,000
CO24074 Community Initiatives	15,000	12,516	-	-	-
Internal Accounting Expense					
CO29960 Housing Allocation	600	8,326	-	27,300	27,300
CO29970 Vehicle Allocation	15,000	1,866	-	8,000	8,000
CO29980 Administration Allocation	178,000	122,142	-	219,000	219,000
CO29998 Less Administration Allocated	-	-	-	-	-
Total Operating Expense	1,112,835	688,852	380,000	1,092,400	1,472,400
Total Communities - Onslow	813,280	470,542	370,000	783,700	1,153,700



Communities - Pannawonica

		2022-2023	2022-2023	2023-2024	2023-2024	2023-2024
		Rev Budget	Forecast	C / Fwd	New	Budget
		\$	\$	\$	\$	\$
Operating Funding						
CQ12008	Every Club Funding	-	-	-	-	-
CQ12011	CISP - Rio Tinto - Funding	(175,000)	-	-	(211,400)	(211,400)
Total Operating Revenue		(175,000)	-	-	(211,400)	(211,400)
Employment						
CQ21001	Payroll	141,165	147,724	-	178,100	178,100
CQ21002	Fringe Benefits Taxation	400	-	-	400	400
CQ21003	Compensation Insurance	3,905	3,905	-	4,000	4,000
CQ21004	Recruitment	2,900	2,281	-	3,200	3,200
CQ21005	Training and Development	5,100	227	-	4,900	4,900
CQ21006	Uniforms and Protective Items	1,000	95	-	3,200	3,200
CQ21007	First Aid and Safety	-	-	-	800	800
CQ21008	Agency Staff	-	-	-	-	-
CQ21098	Leave Allocation	-	-	-	-	-
CQ21099	Other Employment Expense	-	-	-	-	-
Office Expense						
CQ22001	Telecommunications	-	-	-	-	-
CQ22002	Minor Equipment Repairs	-	-	-	-	-
CQ22003	Insurance	2,496	2,496	-	2,500	2,500
CQ22004	Printing and Stationery	-	-	-	-	-
CQ22005	Postage and Freight	-	-	-	-	-
CQ22006	Advertising	-	-	-	-	-
CQ22007	Minor Assets < \$5,000	-	-	-	-	-
CQ22008	Subscriptions and Publications	-	-	-	-	-
CQ22009	Meetings and Travel	-	-	-	1,200	1,200
CQ22010	Staff Amenities	-	-	-	900	900
CQ22099	Other Office Expense	-	-	-	-	-
Professional Services						
CQ23001	Legal	-	-	-	-	-
CQ23501	Consultancies	-	-	-	-	-

Communities - Pannawonica Continued

		2022-2023	2022-2023	2023-2024	2023-2024	2023-2024
		Rev Budget	Forecast	C / Fwd	New	Budget
		\$	\$	\$	\$	\$
Programs and Services						
CQ24095	CISP - Rio Tinto - Shire Expense	-	-	-	-	-
CQ24111	CISP - Rio Tinto - Agreement Delivery	175,000	108,662	-	241,400	241,400
CQ24074	Community Initiatives	-	-	-	24,700	24,700
Internal Accounting Expense						
CQ29960	Housing Allocation	-	-	-	-	-
CQ29970	Vehicle Allocation	15,000	1,317	-	2,500	2,500
CQ29980	Administration Allocation	143,100	98,177	-	87,600	87,600
CQ29998	Less Administration Allocated	-	-	-	-	-
Total Operating Expense		490,066	364,884	-	555,400	555,400
Total Communities - Pannawonica		315,066	364,884	-	344,000	344,000



Communities - Paraburdoo

		2022-2023	2022-2023	2023-2024	2023-2024	2023-2024
		Rev Budget	Forecast	C / Fwd	New	Budget
		\$	\$	\$	\$	\$
Operating Funding						
CP12008	Every Club Funding	-	-	-	-	-
CP12011	CISP - Rio Tinto - Funding	(210,000)	(600,000)	-	(323,000)	(323,000)
Total Operating Revenue		(210,000)	(600,000)	-	(323,000)	(323,000)
Employment						
CP21001	Payroll	66,298	51,553	-	203,300	203,300
CP21002	Fringe Benefits Taxation	300	-	-	300	300
CP21003	Compensation Insurance	1,324	1,324	-	1,500	1,500
CP21004	Recruitment	1,200	1,447	-	2,100	2,100
CP21005	Training and Development	3,500	227	-	7,000	7,000
CP21006	Uniforms and Protective Items	1,300	277	-	3,200	3,200
CP21007	First Aid and Safety	-	-	-	1,000	1,000
CP21008	Agency Staff	-	-	-	-	-
CP21098	Leave Allocation	-	-	-	-	-
CP21099	Other Employment Expense	-	1,518	-	-	-
Office Expense						
CP22001	Telecommunications	-	-	-	-	-
CP22002	Minor Equipment Repairs	-	-	-	-	-
CP22003	Insurance	904	904	-	1,000	1,000
CP22004	Printing and Stationery	-	-	-	-	-
CP22005	Postage and Freight	-	-	-	-	-
CP22006	Advertising	-	-	-	-	-
CP22007	Minor Assets < \$5,000	-	-	-	1,700	1,700
CP22008	Subscriptions and Publications	-	-	-	-	-
CP22009	Meetings and Travel	-	-	-	3,100	3,100
CP22010	Staff Amenities	-	-	-	-	-
CP22099	Other Office Expense	-	-	-	-	-
Professional Services						
CP23001	Legal	-	-	-	-	-
CP23501	Consultancies	-	-	-	-	-

Communities - Paraburdoo Continued

		2022-2023	2022-2023	2023-2024	2023-2024	2023-2024
		Rev Budget	Forecast	C / Fwd	New	Budget
		\$	\$	\$	\$	\$
Programs and Services						
CP24095	CISP - Rio Tinto - Shire Expense	-	-	-	-	-
CP24111	CISP - Rio Tinto - Agreement Delivery	210,000	138,550	-	323,000	323,000
CP24074	Community Initiatives	-	-	-	30,100	30,100
Internal Accounting Expense						
CP29960	Housing Allocation	1,500	-	-	-	-
CP29970	Vehicle Allocation	-	-	-	-	-
CP29980	Administration Allocation	64,600	44,351	-	96,000	96,000
CP29998	Less Administration Allocated	-	-	-	-	-
Total Operating Expense		350,926	240,151	-	673,300	673,300
Total Communities - Paraburdoo		140,926	(359,849)	-	350,300	350,300



Communities - Tom Price

	2022-2023	2022-2023	2023-2024	2023-2024	2023-2024
	Rev Budget	Forecast	C / Fwd	New	Budget
	\$	\$	\$	\$	\$
Fees and Charges					
CT14046 Equipment Hire	-	(91)	-	-	-
Operating Funding					
CT12008 Every Club Funding	-	-	-	-	-
CT12011 CISP - Rio Tinto - Funding	(3,115,000)	-	-	(426,000)	(426,000)
Total Operating Revenue	(3,115,000)	(91)	-	(426,000)	(426,000)
Employment					
CT21001 Payroll	262,861	232,913	-	477,400	477,400
CT21002 Fringe Benefits Taxation	700	-	-	700	700
CT21003 Compensation Insurance	2,216	2,216	-	2,500	2,500
CT21004 Recruitment	10,200	11,968	-	13,200	13,200
CT21005 Training and Development	6,400	1,499	-	17,000	17,000
CT21006 Uniforms and Protective Items	2,100	1,755	-	4,800	4,800
CT21007 First Aid and Safety	-	-	-	3,600	3,600
CT21008 Agency Staff	-	-	-	-	-
CT21098 Leave Allocation	-	-	-	-	-
CT21099 Other Employment Expense	-	-	-	-	-
Office Expense					
CT22001 Telecommunications	-	-	-	-	-
CT22002 Minor Equipment Repairs	-	-	-	-	-
CT22003 Insurance	1,595	1,595	-	1,700	1,700
CT22004 Printing and Stationery	200	150	-	-	-
CT22005 Postage and Freight	-	-	-	-	-
CT22006 Advertising	-	-	-	-	-
CT22007 Minor Assets < \$5,000	-	1,561	-	4,300	4,300
CT22008 Subscriptions and Publications	-	-	-	-	-
CT22009 Meetings and Travel	5,500	1,759	-	5,500	5,500
CT22010 Staff Amenities	-	-	-	-	-
CT22099 Other Office Expense	-	-	-	-	-
Programs and Services					
CT24074 CISP - Rio Tinto - Shire Expense	-	-	-	47,600	47,600
CT24111 CISP - Rio Tinto - Agreement Delivery	3,190,000	247,437	-	426,000	426,000

Communities - Tom Price Continued

	2022-2023	2022-2023	2023-2024	2023-2024	2023-2024
	Rev Budget	Forecast	C / Fwd	New	Budget
	\$	\$	\$	\$	\$
Internal Accounting Expense					
CT29960 Housing Allocation	15,000	30,482	-	31,500	31,500
CT29970 Vehicle Allocation	-	-	-	-	-
CT29980 Administration Allocation	131,600	90,301	-	239,500	239,500
CT29998 Less Administration Allocated	-	-	-	-	-
Total Operating Expense	3,628,372	623,636	-	1,275,300	1,275,300
Total Communities - Tom Price	513,372	623,545	-	849,300	849,300



Communities - Support

		2022-2023	2022-2023	2023-2024	2023-2024	2023-2024
		Rev Budget	Forecast	C / Fwd	New	Budget
		\$	\$	\$	\$	\$
Employment						
CU21001	Payroll	33,585	15,734	-	92,600	92,600
CU21002	Fringe Benefits Taxation	-	-	-	-	-
CU21003	Compensation Insurance	1,479	1,479	-	1,600	1,600
CU21004	Recruitment	-	856	-	-	-
CU21005	Training and Development	-	-	-	2,500	2,500
CU21006	Uniforms and Protective Items	-	-	-	700	700
CU21007	First Aid and Safety	-	-	-	-	-
CU21008	Agency Staff	-	-	-	-	-
CU21098	Leave Allocation	-	-	-	-	-
CU21099	Other Employment Expense	-	-	-	-	-
Office Expense						
CU22003	Insurance	913	913	-	1,000	1,000
Professional Services						
CU23001	Legal	-	-	-	-	-
CU23501	Consultancies	-	-	-	-	-
Programs and Services						
CU24075	Community Support Grants	73,289	74,958	-	55,200	55,200
CU24077	Signature Event Grants	53,600	45,030	-	144,000	144,000
CU24079	Small Assistance Donations	7,500	7,500	-	30,000	30,000
CU24114	Education Donations	14,972	10,955	-	10,000	10,000
CU24035	Council Donation	-	-	-	10,000	10,000
CU24115	Community Group Compliance Contrik	-	-	-	100,000	100,000
Internal Accounting Expense						
CU29960	Housing Allocation	-	-	-	-	-
CU29970	Vehicle Allocation	-	-	-	-	-
CU29980	Administration Allocation	45,100	30,972	-	41,200	41,200
CU29998	Less Administration Allocated	-	-	-	-	-
Total Operating Expense		230,438	188,397	-	488,800	488,800
Total Communities - Support		230,438	188,397	-	488,800	488,800

Libraries

		2022-2023	2022-2023	2023-2024	2023-2024	2023-2024
		Rev Budget	Forecast	C / Fwd	New	Budget
		\$	\$	\$	\$	\$
Employment						
LB21001	Payroll	126,695	133,682	-	128,300	128,300
LB21002	Fringe Benefits Taxation	4,700	1,874	-	4,700	4,700
LB21003	Compensation Insurance	2,148	2,148	-	2,200	2,200
LB21004	Recruitment	2,000	-	-	2,000	2,000
LB21005	Training and Development	1,500	-	-	1,500	1,500
LB21006	Uniforms and Protective Items	100	406	-	600	600
LB21007	First Aid and Safety	-	-	-	-	-
LB21008	Agency Staff	-	-	-	-	-
LB21098	Leave Allocation	-	-	-	-	-
LB21099	Other Employment Expense	-	-	-	-	-
Office Expense						
LB22001	Telecommunications	-	-	-	-	-
LB22002	Minor Equipment Repairs	-	-	-	-	-
LB22003	Insurance	1,326	1,326	-	1,400	1,400
LB22004	Printing and Stationery	-	-	-	-	-
LB22005	Postage and Freight	-	-	-	-	-
LB22006	Advertising	-	-	-	-	-
LB22007	Minor Assets < \$5,000	-	-	-	-	-
LB22008	Subscriptions and Publications	-	-	-	36,000	36,000
LB22009	Meetings and Travel	-	-	-	-	-
LB22010	Staff Amenities	-	-	-	-	-
LB22099	Other Office Expense	-	-	-	-	-
Internal Accounting Expense						
LB29960	Housing Allocation	3,900	8,489	-	19,200	19,200
LB29970	Vehicle Allocation	15,000	3,415	-	10,000	10,000
LB29980	Administration Allocation	65,500	44,958	-	62,700	62,700
LB29998	Less Administration Allocated	-	-	-	-	-
Total Operating Expense		222,869	196,296	-	268,600	268,600
Total Libraries		222,869	196,296	-	268,600	268,600

Libraries - Onslow

		2022-2023	2022-2023	2023-2024	2023-2024	2023-2024
		Rev Budget	Forecast	C / Fwd	New	Budget
		\$	\$	\$	\$	\$
Fees and Charges						
LO14020	Library Fees and Charges	(300)	(997)	-	(300)	(300)
Total Operating Revenue		(300)	(997)	-	(300)	(300)
Employment						
LO21001	Payroll	65,313	67,064	-	96,500	96,500
LO21002	Fringe Benefits Taxation	200	-	-	200	200
LO21003	Compensation Insurance	1,118	1,118	-	1,200	1,200
LO21004	Recruitment	200	610	-	2,000	2,000
LO21005	Training and Development	4,500	-	-	1,500	1,500
LO21006	Uniforms and Protective Items	300	246	-	1,000	1,000
LO21007	First Aid and Safety	-	-	-	-	-
LO21008	Agency Staff	-	-	-	-	-
LO21098	Leave Allocation	-	-	-	-	-
LO21099	Other Employment Expense	-	-	-	-	-
Office Expense						
LO22001	Telecommunications	-	-	-	-	-
LO22002	Minor Equipment Repairs	-	-	-	-	-
LO22003	Insurance	690	690	-	800	800
LO22004	Printing and Stationery	1,100	866	-	1,000	1,000
LO22005	Postage and Freight	1,000	592	-	1,000	1,000
LO22006	Advertising	-	-	-	-	-
LO22007	Minor Assets < \$5,000	-	-	-	-	-
LO22008	Subscriptions and Publications	-	-	-	-	-
LO22009	Meetings and Travel	-	-	-	-	-
LO22010	Staff Amenities	-	-	-	-	-
LO22099	Other Office Expense	-	-	-	-	-
Programs and Services						
LO24004	Minor Maintenance	-	-	-	-	-
LO24052	Local History	-	-	-	-	-
LO24053	Book Week	200	-	-	200	200
LO24054	Library Stock	2,400	2,087	-	2,200	2,200
LO24055	Signage	-	-	-	200	200
LO24056	Library Programs	2,400	2,115	-	2,200	2,200

Libraries - Onslow Continued

	2022-2023	2022-2023	2023-2024	2023-2024	2023-2024
	Rev Budget	Forecast	C / Fwd	New	Budget
	\$	\$	\$	\$	\$
Internal Accounting Expense					
LO29960 Housing Allocation	1,400	-	-	-	-
LO29970 Vehicle Allocation	-	-	-	-	-
LO29980 Administration Allocation	34,100	23,413	-	42,500	42,500
LO29998 Less Administration Allocated	-	-	-	-	-
Total Operating Expense	114,921	98,801	-	152,500	152,500
Total Libraries - Onslow	114,621	97,804	-	152,200	152,200



Libraries - Pannawonica

		2022-2023	2022-2023	2023-2024	2023-2024	2023-2024
		Rev Budget	Forecast	C / Fwd	New	Budget
		\$	\$	\$	\$	\$
Fees and Charges						
LQ14020	Library Fees and Charges	(4,200)	(4,012)	-	(800)	(800)
Total Operating Revenue		(4,200)	(4,012)	-	(800)	(800)
Employment						
LQ21001	Payroll	54,549	54,871	-	65,800	65,800
LQ21002	Fringe Benefits Taxation	200	-	-	200	200
LQ21003	Compensation Insurance	1,008	1,008	-	1,100	1,100
LQ21004	Recruitment	2,400	350	-	1,500	1,500
LQ21005	Training and Development	1,000	-	-	1,000	1,000
LQ21006	Uniforms and Protective Items	600	826	-	1,000	1,000
LQ21007	First Aid and Safety	-	-	-	-	-
LQ21008	Agency Staff	-	-	-	-	-
LQ21098	Leave Allocation	-	-	-	-	-
LQ21099	Other Employment Expense	-	-	-	-	-
Office Expense						
LQ22001	Telecommunications	-	-	-	-	-
LQ22002	Minor Equipment Repairs	-	-	-	-	-
LQ22003	Insurance	622	622	-	700	700
LQ22004	Printing and Stationery	2,500	2,335	-	2,200	2,200
LQ22005	Postage and Freight	1,400	1,279	-	1,300	1,300
LQ22006	Advertising	-	-	-	-	-
LQ22007	Minor Assets < \$5,000	500	862	-	1,600	1,600
LQ22008	Subscriptions and Publications	-	-	-	-	-
LQ22009	Meetings and Travel	-	-	-	-	-
LQ22010	Staff Amenities	1,000	981	-	1,000	1,000
LQ22099	Other Office Expense	-	117	-	1,000	1,000
Programs and Services						
LQ24004	Minor Maintenance	1,000	-	-	-	-
LQ24052	Local History	-	-	-	-	-
LQ24053	Book Week	200	-	-	100	100
LQ24054	Library Stock	2,400	2,174	-	2,200	2,200
LQ24055	Signage	-	-	-	400	400
LQ24056	Library Programs	1,400	1,400	-	1,300	1,300

Libraries - Pannawonica Continued

	2022-2023	2022-2023	2023-2024	2023-2024	2023-2024
	Rev Budget	Forecast	C / Fwd	New	Budget
	\$	\$	\$	\$	\$
Internal Accounting Expense					
LQ29960 Housing Allocation	-	-	-	-	-
LQ29970 Vehicle Allocation	-	-	-	-	-
LQ29980 Administration Allocation	30,700	21,110	-	26,800	26,800
LQ29998 Less Administration Allocated	-	-	-	-	-
Total Operating Expense	101,479	87,934	-	109,200	109,200
Total Libraries - Pannawonica	97,279	83,922	-	108,400	108,400



Libraries - Paraburdo

		2022-2023	2022-2023	2023-2024	2023-2024	2023-2024
		Rev Budget	Forecast	C / Fwd	New	Budget
		\$	\$	\$	\$	\$
Fees and Charges						
LP14020	Library Fees and Charges	(900)	(2,697)	-	(900)	(900)
Total Operating Revenue		(900)	(2,697)	-	(900)	(900)
Employment						
LP21001	Payroll	119,058	127,816	-	127,100	127,100
LP21002	Fringe Benefits Taxation	300	-	-	300	300
LP21003	Compensation Insurance	1,593	2,007	-	2,100	2,100
LP21004	Recruitment	1,000	873	-	2,100	2,100
LP21005	Training and Development	1,600	-	-	1,500	1,500
LP21006	Uniforms and Protective Items	500	1,092	-	2,000	2,000
LP21007	First Aid and Safety	-	-	-	-	-
LP21008	Agency Staff	-	-	-	-	-
LP21098	Leave Allocation	-	-	-	-	-
LP21099	Other Employment Expense	-	-	-	-	-
Office Expense						
LP22001	Telecommunications	-	-	-	-	-
LP22002	Minor Equipment Repairs	-	-	-	-	-
LP22003	Insurance	1,239	1,239	-	1,300	1,300
LP22004	Printing and Stationery	2,900	2,814	-	2,500	2,500
LP22005	Postage and Freight	2,200	1,902	-	1,700	1,700
LP22006	Advertising	-	-	-	-	-
LP22007	Minor Assets < \$5,000	1,900	1,343	-	1,600	1,600
LP22008	Subscriptions and Publications	1,000	607	-	-	-
LP22009	Meetings and Travel	3,400	3,206	-	2,400	2,400
LP22010	Staff Amenities	1,000	1,171	-	400	400
LP22099	Other Office Expense	400	178	-	300	300
Programs and Services						
LP24004	Minor Maintenance	-	-	-	-	-
LP24052	Local History	-	-	-	51,900	51,900
LP24053	Book Week	200	-	-	200	200
LP24054	Library Stock	3,300	2,874	-	3,000	3,000
LP24055	Signage	500	462	-	400	400
LP24056	Library Programs	3,300	3,472	-	3,000	3,000

Libraries - Paraburdoo Continued

	2022-2023	2022-2023	2023-2024	2023-2024	2023-2024
	Rev Budget	Forecast	C / Fwd	New	Budget
	\$	\$	\$	\$	\$
Internal Accounting Expense					
LP29960 Housing Allocation	200	-	-	-	-
LP29970 Vehicle Allocation	-	-	-	-	-
LP29980 Administration Allocation	61,200	42,013	-	57,800	57,800
LP29998 Less Administration Allocated	-	-	-	-	-
Total Operating Expense	206,790	193,069	-	261,600	261,600
Total Libraries - Paraburdoo	205,890	190,372	-	260,700	260,700



Libraries - Tom Price

		2022-2023	2022-2023	2023-2024	2023-2024	2023-2024
		Rev Budget	Forecast	C / Fwd	New	Budget
		\$	\$	\$	\$	\$
Fees and Charges						
LT14020	Library Fees and Charges	(1,700)	(2,020)	-	(800)	(800)
Total Operating Revenue		(1,700)	(2,020)	-	(800)	(800)
Employment						
LT21001	Payroll	117,574	120,963	-	128,000	128,000
LT21002	Fringe Benefits Taxation	200	293	-	200	200
LT21003	Compensation Insurance	1,822	1,822	-	2,000	2,000
LT21004	Recruitment	600	1,256	-	1,500	1,500
LT21005	Training and Development	2,000	-	-	2,000	2,000
LT21006	Uniforms and Protective Items	1,300	375	-	1,500	1,500
LT21007	First Aid and Safety	-	-	-	-	-
LT21008	Agency Staff	-	-	-	-	-
LT21098	Leave Allocation	-	-	-	-	-
LT21099	Other Employment Expense	-	-	-	-	-
Office Expense						
LT22001	Telecommunications	-	-	-	-	-
LT22002	Minor Equipment Repairs	-	-	-	-	-
LT22003	Insurance	1,125	1,125	-	1,200	1,200
LT22004	Printing and Stationery	1,900	1,815	-	1,600	1,600
LT22005	Postage and Freight	2,400	2,334	-	2,200	2,200
LT22006	Advertising	-	-	-	-	-
LT22007	Minor Assets < \$5,000	1,900	1,778	-	1,000	1,000
LT22008	Subscriptions and Publications	-	-	-	-	-
LT22009	Meetings and Travel	-	-	-	-	-
LT22010	Staff Amenities	600	552	-	500	500
LT22099	Other Office Expense	-	-	-	-	-
Programs and Services						
LT24004	Minor Maintenance	-	-	-	-	-
LT24052	Local History	-	-	-	-	-
LT24053	Book Week	-	-	-	-	-
LT24054	Library Stock	4,300	3,794	-	3,900	3,900
LT24055	Signage	500	417	-	400	400
LT24056	Library Programs	4,800	4,638	-	4,200	4,200

Libraries - Tom Price Continued

	2022-2023	2022-2023	2023-2024	2023-2024	2023-2024
	Rev Budget	Forecast	C / Fwd	New	Budget
	\$	\$	\$	\$	\$
Internal Accounting Expense					
LT29960 Housing Allocation	8,200	-	-	-	-
LT29970 Vehicle Allocation	-	-	-	-	-
LT29980 Administration Allocation	55,600	38,144	-	59,500	59,500
LT29998 Less Administration Allocated	-	-	-	-	-
Total Operating Expense	204,821	179,307	-	209,700	209,700
Total Libraries - Tom Price	203,121	177,286	-	208,900	208,900



Aquatic Facilities

Aquatic Facility - Onslow

	2022-2023	2022-2023	2023-2024	2023-2024	2023-2024
	Rev Budget	Forecast	C / Fwd	New	Budget
	\$	\$	\$	\$	\$
Fees and Charges					
QO14044 Aquatic Facility Revenue	(80,800)	(72,493)	-	(75,200)	(75,200)
Other Revenue					
QO18001 General Reimbursements	-	-	-	-	-
Total Operating Revenue	(80,800)	(72,493)	-	(75,200)	(75,200)
Employment					
QO21001 Payroll	356,260	354,203	-	478,600	478,600
QO21002 Fringe Benefits Taxation	400	1,030	-	400	400
QO21003 Compensation Insurance	5,736	5,736	-	5,900	5,900
QO21004 Recruitment	10,000	9,421	-	12,000	12,000
QO21005 Training and Development	11,200	3,686	-	13,600	13,600
QO21006 Uniforms and Protective Items	2,000	832	-	2,500	2,500
QO21007 First Aid and Safety	800	352	-	1,000	1,000
QO21008 Agency Staff	-	-	-	-	-
QO21098 Leave Allocation	-	-	-	-	-
QO21099 Other Employment Expense	-	-	-	2,000	2,000
Office Expense					
QO22001 Telecommunications	-	-	-	-	-
QO22002 Minor Equipment Repairs	-	328	-	-	-
QO22003 Insurance	3,541	3,541	-	3,700	3,700
QO22004 Printing and Stationery	300	344	-	800	800
QO22005 Postage and Freight	3,000	2,747	-	100	100
QO22006 Advertising	-	-	-	400	400
QO22007 Minor Assets < \$5,000	6,011	6,011	-	8,000	8,000
QO22008 Subscriptions and Publications	1,140	1,626	-	-	-
QO22009 Meetings and Travel	-	2,522	-	4,300	4,300
QO22010 Staff Amenities	500	500	-	400	400
QO22099 Other Office Expense	-	-	-	300	300
Professional Services					
QO23001 Legal	-	-	-	-	-
QO23501 Consultancies	10,800	-	-	9,900	9,900

Aquatic Facility - Onslow Continued

	2022-2023	2022-2023	2023-2024	2023-2024	2023-2024
	Rev Budget	Forecast	C / Fwd	New	Budget
	\$	\$	\$	\$	\$
Programs and Services					
QO24002 Merchandise	4,700	3,735	-	3,500	3,500
QO24003 Refreshments	17,300	18,722	-	17,300	17,300
QO24004 Minor Maintenance	6,700	5,418	-	17,300	17,300
QO24006 Site First Aid and Safety	1,100	912	-	1,400	1,400
QO24046 Consumables	2,000	1,764	-	400	400
QO24082 Swimming Programs	3,500	5,417	-	4,800	4,800
QO24083 Chemicals	8,700	9,317	-	10,300	10,300
QO24089 Refunds	107	107	-	-	-
Internal Accounting Expense					
QO29960 Housing Allocation	18,900	55,295	-	67,500	67,500
QO29970 Vehicle Allocation	15,000	6,491	-	8,000	8,000
QO29980 Administration Allocation	175,000	120,080	-	223,800	223,800
QO29998 Less Administration Allocated	-	-	-	-	-
Total Operating Expense	664,695	620,138	-	898,200	898,200
Capital Expense					
QO30401 Sporting Facilities - Renewal	-	-	-	182,000	182,000
Total Capital Expense	-	-	-	182,000	182,000
Total Aquatic Facility - Onslow	583,895	547,645	-	1,005,000	1,005,000



Aquatic Facility - Paraburdoo

	2022-2023	2022-2023	2023-2024	2023-2024	2023-2024
	Rev Budget	Forecast	C / Fwd	New	Budget
	\$	\$	\$	\$	\$
Fees and Charges					
QP14044 Aquatic Facility Revenue	(51,100)	(48,158)	-	(48,700)	(48,700)
Other Revenue					
QP18001 General Reimbursements	-	(2,052)	-	-	-
Total Operating Revenue	(51,100)	(50,210)	-	(48,700)	(48,700)
Employment					
QP21001 Payroll	423,360	496,737	-	447,100	447,100
QP21002 Fringe Benefits Taxation	400	6,258	-	400	400
QP21003 Compensation Insurance	6,343	6,343	-	6,500	6,500
QP21004 Recruitment	4,900	70	-	20,000	20,000
QP21005 Training and Development	7,200	2,469	-	9,000	9,000
QP21006 Uniforms and Protective Items	2,000	1,244	-	2,300	2,300
QP21007 First Aid and Safety	700	213	-	1,500	1,500
QP21008 Agency Staff	22,000	34,345	-	2,300	2,300
QP21098 Leave Allocation	-	-	-	-	-
QP21099 Other Employment Expense	-	-	-	-	-
Office Expense					
QP22001 Telecommunications	-	-	-	-	-
QP22002 Minor Equipment Repairs	1,524	1,524	-	1,900	1,900
QP22003 Insurance	3,915	3,915	-	4,000	4,000
QP22004 Printing and Stationery	200	-	-	300	300
QP22005 Postage and Freight	-	-	-	-	-
QP22006 Advertising	400	287	-	400	400
QP22007 Minor Assets < \$5,000	4,900	2,321	-	14,900	14,900
QP22008 Subscriptions and Publications	700	680	-	800	800
QP22009 Meetings and Travel	500	781	-	-	-
QP22010 Staff Amenities	200	148	-	500	500
QP22099 Other Office Expense	-	-	-	-	-
Professional Services					
QP23001 Legal	-	-	-	-	-
QP23501 Consultancies	5,000	-	-	-	-

Aquatic Facility - Paraburdoo Continued

	2022-2023	2022-2023	2023-2024	2023-2024	2023-2024
	Rev Budget	Forecast	C / Fwd	New	Budget
	\$	\$	\$	\$	\$
Programs and Services					
QP24002 Merchandise	4,000	2,817	-	3,500	3,500
QP24003 Refreshments	12,200	11,252	-	11,700	11,700
QP24004 Minor Maintenance	29,200	18,907	-	39,800	39,800
QP24006 Site First Aid and Safety	2,200	1,465	-	1,900	1,900
QP24046 Consumables	1,300	-	-	1,200	1,200
QP24082 Swimming Programs	2,900	495	-	2,100	2,100
QP24083 Chemicals	30,100	33,643	-	34,100	34,100
Internal Accounting Expense					
QP29960 Housing Allocation	12,600	4,666	-	38,700	38,700
QP29970 Vehicle Allocation	-	-	-	6,000	6,000
QP29980 Administration Allocation	193,500	132,769	-	221,000	221,000
QP29998 Less Administration Allocated	-	-	-	-	-
Total Operating Expense	772,242	763,349	-	871,900	871,900
Capital Expense					
QP30201 Furniture and Equipment - Renewal	-	-	-	12,600	12,600
Total Capital Expense	-	-	-	12,600	12,600
Total Aquatic Facility - Paraburdoo	721,142	713,139	-	835,800	835,800



Aquatic Facility - Tom Price

	2022-2023	2022-2023	2023-2024	2023-2024	2023-2024
	Rev Budget	Forecast	C / Fwd	New	Budget
	\$	\$	\$	\$	\$
Fees and Charges					
QT14044 Aquatic Facility Revenue	(126,200)	(109,476)	-	(115,200)	(115,200)
Total Operating Revenue	(126,200)	(109,476)	-	(115,200)	(115,200)
Employment					
QT21001 Payroll	366,260	419,674	-	475,500	475,500
QT21002 Fringe Benefits Taxation	200	293	-	200	200
QT21003 Compensation Insurance	7,136	7,136	-	7,300	7,300
QT21004 Recruitment	13,400	366	-	13,400	13,400
QT21005 Training and Development	5,570	2,997	-	5,000	5,000
QT21006 Uniforms and Protective Items	2,800	2,459	-	6,000	6,000
QT21007 First Aid and Safety	6,400	-	-	5,000	5,000
QT21008 Agency Staff	-	-	-	-	-
QT21098 Leave Allocation	-	-	-	-	-
QT21099 Other Employment Expense	-	-	-	-	-
Office Expense					
QT22001 Telecommunications	-	-	-	-	-
QT22002 Minor Equipment Repairs	-	2,048	-	-	-
QT22003 Insurance	4,200	4,405	-	4,500	4,500
QT22004 Printing and Stationery	1,500	1,382	-	3,600	3,600
QT22005 Postage and Freight	500	5,488	-	400	400
QT22006 Advertising	700	-	-	600	600
QT22007 Minor Assets < \$5,000	11,000	15,093	-	20,800	20,800
QT22008 Subscriptions and Publications	655	1,128	-	400	400
QT22009 Meetings and Travel	1,500	718	-	3,000	3,000
QT22010 Staff Amenities	400	-	-	500	500
QT22099 Other Office Expense	-	332	-	1,000	1,000
Professional Services					
QT23001 Legal	-	-	-	-	-
QT23501 Consultancies	1,500	-	-	-	-

Aquatic Facility - Tom Price Continued

		2022-2023	2022-2023	2023-2024	2023-2024	2023-2024
		Rev Budget	Forecast	C / Fwd	New	Budget
		\$	\$	\$	\$	\$
Programs and Services						
QT24002	Merchandise	5,700	4,492	-	5,200	5,200
QT24003	Refreshments	22,800	21,279	-	25,900	25,900
QT24004	Minor Maintenance	41,000	30,174	-	54,600	54,600
QT24006	Site First Aid and Safety	3,700	459	-	2,600	2,600
QT24046	Consumables	1,000	543	-	500	500
QT24082	Swimming Programs	2,900	-	-	2,600	2,600
QT24083	Chemicals	24,200	18,716	-	21,800	21,800
Internal Accounting Expense						
QT29960	Housing Allocation	9,400	30,164	-	40,900	40,900
QT29970	Vehicle Allocation	15,000	5,323	-	8,000	8,000
QT29980	Administration Allocation	217,700	149,390	-	238,400	238,400
QT29998	Less Administration Allocated	-	-	-	-	-
Total Operating Expense		767,121	724,058	-	947,700	947,700
Total Aquatic Facility - Tom Price		640,921	614,582	-	832,500	832,500



Ocean View Caravan Park

		2022-2023	2022-2023	2023-2024	2023-2024	2023-2024
		Rev Budget	Forecast	C / Fwd	New	Budget
		\$	\$	\$	\$	\$
Fees and Charges						
OV14050	Ocean View Caravan Park Revenue	(699,113)	(823,914)	-	(745,200)	(745,200)
Total Operating Revenue		(699,113)	(823,914)	-	(745,200)	(745,200)
Employment						
OV21001	Payroll	345,440	346,438	-	330,800	330,800
OV21002	Fringe Benefits Taxation	400	-	-	400	400
OV21003	Compensation Insurance	5,627	4,973	-	5,100	5,100
OV21004	Recruitment	-	-	-	16,200	16,200
OV21005	Training and Development	5,300	-	-	3,500	3,500
OV21006	Uniforms and Protective Items	100	12	-	1,500	1,500
OV21007	First Aid and Safety	900	-	-	1,000	1,000
OV21008	Agency Staff	-	-	-	-	-
OV21098	Leave Allocation	-	-	-	-	-
OV21099	Other Employment Expense	-	-	-	-	-
Office Expense						
OV22001	Telecommunications	-	-	-	-	-
OV22002	Minor Equipment Repairs	-	-	-	-	-
OV22003	Insurance	3,070	3,070	-	3,200	3,200
OV22004	Printing and Stationery	-	-	-	-	-
OV22005	Postage and Freight	-	-	-	-	-
OV22006	Advertising	5,100	-	-	5,200	5,200
OV22007	Minor Assets < \$5,000	9,500	7,993	-	10,400	10,400
OV22008	Subscriptions and Publications	5,200	4,985	-	5,200	5,200
OV22009	Meetings and Travel	-	-	-	-	-
OV22010	Staff Amenities	-	-	-	1,000	1,000
OV22099	Other Office Expense	-	-	-	-	-
Professional Services						
OV23001	Legal	-	-	-	-	-
OV23501	Consultancies	-	-	-	-	-
Programs and Services						
OV24004	Minor Maintenance	9,700	8,250	-	12,500	12,500
OV24089	Refunds	-	1,659	-	-	-

Ocean View Caravan Park Continued

	2022-2023	2022-2023	2023-2024	2023-2024	2023-2024
	Rev Budget	Forecast	C / Fwd	New	Budget
	\$	\$	\$	\$	\$
Internal Accounting Expense					
OV29960 Housing Allocation	-	-	-	-	-
OV29970 Vehicle Allocation	15,000	2,971	-	3,500	3,500
OV29980 Administration Allocation	151,700	104,094	-	150,800	150,800
OV29998 Less Administration Allocated	-	-	-	-	-
Total Operating Expense	557,037	484,444	-	550,300	550,300
Total Ocean View Caravan Park	(142,076)	(339,470)	-	(194,900)	(194,900)



Sun Chalets

	2022-2023	2022-2023	2023-2024	2023-2024	2023-2024
	Rev Budget	Forecast	C / Fwd	New	Budget
	\$	\$	\$	\$	\$
Fees and Charges					
SN14051 Sun Chalets Revenue	(323,100)	(548,300)	-	(310,600)	(310,600)
Other Revenue					
SN18001 General Reimbursements	-	(68)	-	-	-
Total Operating Revenue	(323,100)	(548,368)	-	(310,600)	(310,600)
Employment					
SN21001 Payroll	230,314	306,751	-	186,000	186,000
SN21002 Fringe Benefits Taxation	400	-	-	400	400
SN21003 Compensation Insurance	3,835	3,835	-	4,000	4,000
SN21004 Recruitment	900	-	-	15,000	15,000
SN21005 Training and Development	3,000	-	-	3,000	3,000
SN21006 Uniforms and Protective Items	2,600	1,002	-	1,800	1,800
SN21007 First Aid and Safety	1,000	-	-	1,300	1,300
SN21008 Agency Staff	-	-	-	-	-
SN21098 Leave Allocation	-	-	-	-	-
SN21099 Other Employment Expense	-	-	-	-	-
Office Expense					
SN22001 Telecommunications	-	-	-	-	-
SN22002 Minor Equipment Repairs	-	-	-	-	-
SN22003 Insurance	2,367	2,367	-	2,500	2,500
SN22004 Printing and Stationery	-	25	-	-	-
SN22005 Postage and Freight	-	-	-	-	-
SN22006 Advertising	4,800	-	-	4,300	4,300
SN22007 Minor Assets < \$5,000	9,500	8,236	-	9,300	9,300
SN22008 Subscriptions and Publications	1,300	2,247	-	2,600	2,600
SN22009 Meetings and Travel	-	-	-	-	-
SN22010 Staff Amenities	-	-	-	-	-
SN22099 Other Office Expense	-	-	-	-	-
Programs and Services					
SN24004 Minor Maintenance	11,700	2,476	-	15,600	15,600
SN24089 Refunds	4,413	8,737	-	3,000	3,000

Sun Chalets Continued

	2022-2023	2022-2023	2023-2024	2023-2024	2023-2024
	Rev Budget	Forecast	C / Fwd	New	Budget
	\$	\$	\$	\$	\$
Internal Accounting Expense					
SN29960 Housing Allocation	-	-	-	-	-
SN29970 Vehicle Allocation	-	-	-	-	-
SN29980 Administration Allocation	117,000	80,274	-	86,200	86,200
SN29998 Less Administration Allocated	-	-	-	-	-
Total Operating Expense	393,129	415,949	-	335,000	335,000
Total Sun Chalets	70,029	(132,419)	-	24,400	24,400



Facilities

Facilities - Overheads

		2022-2023	2022-2023	2023-2024	2023-2024	2023-2024
		Rev Budget	Forecast	C / Fwd	New	Budget
		\$	\$	\$	\$	\$
Fees and Charges						
FX14043	Line Marking Sales	(3,000)	-	-	(3,000)	(3,000)
Other Revenue						
FX18001	General Reimbursements	(500)	(60,848)	-	(1,000)	(1,000)
Total Operating Revenue		(3,500)	(60,848)	-	(4,000)	(4,000)
Employment						
FX21001	Payroll	946,638	836,138	-	1,430,700	1,430,700
FX21002	Fringe Benefits Taxation	8,200	10,418	-	8,200	8,200
FX21003	Compensation Insurance	28,773	28,773	-	30,000	30,000
FX21004	Recruitment	11,100	6,364	-	8,000	8,000
FX21005	Training and Development	24,200	4,107	-	24,000	24,000
FX21006	Uniforms and Protective Items	3,800	4,745	-	15,000	15,000
FX21007	First Aid and Safety	5,300	-	-	5,000	5,000
FX21008	Agency Staff	-	-	-	-	-
FX21098	Leave Allocation	-	-	-	-	-
FX21099	Other Employment Expense	-	814	-	-	-
Office Expense						
FX22001	Telecommunications	-	-	-	-	-
FX22002	Minor Equipment Repairs	5,000	820	-	4,300	4,300
FX22003	Insurance	17,763	17,763	-	19,000	19,000
FX22004	Printing and Stationery	5,000	925	-	4,300	4,300
FX22005	Postage and Freight	1,500	806	-	400	400
FX22006	Advertising	-	-	-	-	-
FX22007	Minor Assets < \$5,000	-	0	-	2,600	2,600
FX22008	Subscriptions and Publications	-	3,600	-	-	-
FX22009	Meetings and Travel	300	9,074	-	10,000	10,000
FX22010	Staff Amenities	2,000	294	-	1,700	1,700
FX22099	Other Office Expense	5,000	1,564	-	4,300	4,300
Programs and Services						
FX24005	Unallocated Time	90,748	135,711	-	109,900	109,900
FX24046	Consumables	-	-	-	-	-
FX24064	Licences and Permits	600	-	-	500	500
FX24092	Line Marking	7,000	10,553	-	6,100	6,100

Facilities - Overheads Continued

		2022-2023	2022-2023	2023-2024	2023-2024	2023-2024
		Rev Budget	Forecast	C / Fwd	New	Budget
		\$	\$	\$	\$	\$
Internal Accounting Expense						
FX29960	Housing Allocation	17,400	85,450	-	177,000	177,000
FX29970	Vehicle Allocation	105,000	25,283	-	62,000	62,000
FX29980	Administration Allocation	877,700	602,373	-	1,104,000	1,104,000
FX29998	Less Administration Allocated	-	-	-	-	-
FX29940	Depot Allocation	(19,300)	11,771	-	19,900	19,900
FX29999	Less Overheads Allocated	(1,501,500)	(980,741)	-	(1,355,000)	(1,355,000)
Total Operating Expense		642,222	816,605	-	1,691,900	1,691,900
Capital Expense						
FX30207	Facility Equipment - Renewal	11,500	-	-	25,000	25,000
FX30201	Furniture and Equipment - Renewal	-	-	-	8,000	8,000
FX30401	Sports Facilities - Renewal	-	-	-	110,000	110,000
FX30410	Childcare Centres - New	-	-	-	20,000	20,000
FX30441	Community Halls - Renewal	55,000	-	29,930	150,000	179,930
FX31401	Parks and Recreation - Renewal	1,197,000	661,181	472,003	340,000	812,003
FX31402	Parks and Recreation - Upgrade	-	-	-	145,000	145,000
FX31403	Parks and Recreation - New	42,000	39,755	-	50,000	50,000
FX31501	Town Infrastructure - Renewal	-	500	-	15,000	15,000
FX31502	Town Infrastructure - Upgrade	-	-	-	-	-
FX31503	Town Infrastructure - New	10,000	2,559	8,000	100,000	108,000
FX31201	Pathways - Renewal	-	-	-	30,000	30,000
Total Capital Expense		1,315,500	703,994	509,933	993,000	1,502,933
Total Facilities - Overheads		1,954,222	1,459,752	509,933	2,680,900	3,190,833



Facilities - Onslow

	2022-2023	2022-2023	2023-2024	2023-2024	2023-2024
	Rev Budget	Forecast	C / Fwd	New	Budget
	\$	\$	\$	\$	\$
Fees and Charges					
FO14046	Equipment Hire	(254)	(684)	-	-
FO14056	Aged Care Facility Revenue	(23,140)	(20,848)	-	(10,800)
FO14058	Community Hall Hire	(4,200)	(3,780)	-	(2,400)
FO14059	Parks and Open Space Hire	(7,600)	(5,650)	-	(6,600)
FO14060	Sports Facility Hire	(67,300)	(73,215)	-	(60,600)
FO14083	Oval Hire	(10,200)	(392)	-	(2,400)
Total Operating Revenue	(112,694)	(104,568)	-	(82,800)	(82,800)
Programs and Services					
FO24081	Tourism Initiatives	47,281	3,693	-	-
Asset Operation and Maintenance					
FO25303	Administration Centres	182,667	193,908	-	177,900
FO25304	Aged Care Facilities	76,655	68,991	-	74,300
FO25305	Childcare Centres	24,951	23,370	-	26,300
FO25306	Community Centres	30,124	29,488	-	22,600
FO25307	Accommodation Facilities	847,234	762,347	-	851,000
FO25402	Cultural Locations and Facilities	52,241	33,768	-	47,600
FO25404	Community Halls	9,300	5,846	-	31,200
FO25405	Libraries	9,700	4,597	-	15,300
FO25406	Public Toilets	96,627	90,185	-	112,500
FO25407	Television Facilities	100,800	54,060	60,800	101,900
FO25308	Depots - Facility	64,256	44,280	-	73,400
Infrastructure Operation and Maintenance					
FO26301	Ovals	138,698	123,596	-	142,600
FO26302	Parks and Open Space	274,882	259,234	-	265,500
FO26304	Aquatic Facilities	136,423	157,512	-	147,700
FO26305	Sports Facilities	416,729	336,205	5,570	418,500
Internal Accounting Expense					
FO29994	Less Depots Allocated	-	-	-	(76,800)
Total Operating Expense	2,508,568	2,191,081	66,370	2,431,500	2,497,870
Total Facilities - Onslow	2,395,874	2,086,513	66,370	2,348,700	2,415,070

Facilities - Pannawonica

	2022-2023	2022-2023	2023-2024	2023-2024	2023-2024
	Rev Budget	Forecast	C / Fwd	New	Budget
	\$	\$	\$	\$	\$
Fees and Charges					
FQ14084 Pannawonica Transit Park Revenue	(7,100)	(657)	-	(3,000)	(3,000)
Total Operating Revenue	(7,100)	(657)	-	(3,000)	(3,000)
Asset Operation and Maintenance					
FQ25405 Libraries	6,100	957	-	6,600	6,600
Infrastructure Operation and Maintenance					
FQ26305 Accommodation Facilities	4,900	200	-	-	-
Total Operating Expense	11,000	1,157	-	6,600	6,600
Total Facilities - Pannawonica	3,900	500	-	3,600	3,600



Facilities - Paraburdoo

	2022-2023	2022-2023	2023-2024	2023-2024	2023-2024
	Rev Budget	Forecast	C / Fwd	New	Budget
	\$	\$	\$	\$	\$
Fees and Charges					
FP14046	Equipment Hire	(86)	(86)	-	-
FP14058	Community Hall Hire	(6,200)	(8,543)	-	(15,000)
FP14060	Sports Facility Hire	(10,200)	(8,976)	-	(9,600)
FP14083	Oval Hire	(6,100)	(8,664)	-	(6,600)
Total Operating Revenue	(22,586)	(26,269)	-	(31,200)	(31,200)
Asset Operation and Maintenance					
FP25303	Administration Centres	-	15,069	-	100,000
FP25305	Childcare Centres	40,287	47,282	-	41,800
FP25306	Community Centres	78,169	73,699	-	78,700
FP25404	Community Halls	143,750	86,170	12,000	159,600
FP25405	Libraries	54,032	34,316	-	59,900
FP25406	Public Toilets	170,463	155,188	-	129,500
FP25308	Depots - Facility	33,357	35,948	-	37,000
Infrastructure Operation and Maintenance					
FP26301	Ovals	65,157	46,714	25,700	77,500
FP26302	Parks and Open Space	97,841	91,633	-	99,600
FP26304	Aquatic Facilities	76,982	62,842	-	78,500
FP26305	Sports Facilities	844,787	254,640	-	344,200
FP26402	Shopping Areas	97,674	136,456	-	108,600
FP26403	Information Bays	25,951	42,353	-	26,100
Internal Accounting Expense					
FP29994	Less Depots Allocated	-	-	-	(38,700)
Total Operating Expense	1,728,450	1,082,310	37,700	1,302,300	1,340,000
Total Facilities - Paraburdoo	1,705,864	1,056,042	37,700	1,271,100	1,308,800

Facilities - Tom Price

	2022-2023	2022-2023	2023-2024	2023-2024	2023-2024
	Rev Budget	Forecast	C / Fwd	New	Budget
	\$	\$	\$	\$	\$
Fees and Charges					
FT14046	Equipment Hire	-	(205)	-	-
FT14058	Community Hall Hire	(16,800)	(9,996)	-	(8,100)
FT14059	Parks and Open Space Hire	(500)	(352)	-	(600)
FT14060	Sports Facility Hire	(29,400)	(27,091)	-	(26,400)
FT14083	Oval Hire	(19,700)	(16,956)	-	(12,900)
Total Operating Revenue	(66,400)	(54,600)	-	(48,000)	(48,000)
Asset Operation and Maintenance					
FT25303	Administration Centres	136,048	115,776	-	169,100
FT25305	Childcare Centres	13,500	13,473	-	9,700
FT25306	Community Centres	35,744	31,736	-	49,200
FT25403	Emergency Services Facilities	6,500	2,432	-	8,600
FT25404	Community Halls	190,762	118,542	-	250,300
FT25405	Libraries	40,949	37,761	-	43,100
FT25406	Public Toilets	183,591	157,358	-	212,300
FT25308	.Depots - Facility	115,374	100,118	-	112,900
Infrastructure Operation and Maintenance					
FT26301	Ovals	130,215	92,838	33,340	121,000
FT26302	Parks and Open Space	89,856	92,329	-	102,900
FT26304	Aquatic Facilities	107,792	103,819	-	116,400
FT26305	Sports Facilities	535,228	417,607	87,000	504,100
FT26402	Shopping Areas	83,534	47,803	-	97,400
FT26403	Information Bays	-	12,719	-	11,300
Internal Accounting Expense					
FT29994	Less Depots Allocated	-	-	-	(119,300)
Total Operating Expense	1,669,093	1,344,311	120,340	1,689,000	1,809,340
Total Facilities - Tom Price	1,602,693	1,289,711	120,340	1,641,000	1,761,340



People and Place

People and Place (Moved to Community Development)

		2022-2023	2022-2023	2023-2024	2023-2024	2023-2024
		Rev Budget	Forecast	C / Fwd	New	Budget
		\$	\$	\$	\$	\$
Operating Funding						
PP12010	CLIP Funding - Rio Tinto	(798,100)	(524,172)	-	-	-
Total Operating Revenue		(798,100)	(524,172)	-	-	-
Employment						
PP21001	Payroll	207,705	219,997	-	-	-
PP21002	Fringe Benefits Taxation	8,600	9,138	-	-	-
PP21003	Compensation Insurance	5,085	5,085	-	-	-
PP21004	Recruitment	447	447	-	-	-
PP21005	Training and Development	2,596	2,596	-	-	-
PP21006	Uniforms and Protective Items	42	42	-	-	-
PP21007	First Aid and Safety	-	-	-	-	-
PP21008	Agency Staff	-	-	-	-	-
PP21098	Leave Allocation	-	-	-	-	-
PP21099	Other Employment Expense	-	-	-	-	-
Office Expense						
PP22001	Telecommunications	-	-	-	-	-
PP22002	Minor Equipment Repairs	-	-	-	-	-
PP22003	Insurance	23,655	23,655	-	-	-
PP22004	Printing and Stationery	-	-	-	-	-
PP22005	Postage and Freight	-	-	-	-	-
PP22006	Advertising	-	-	-	-	-
PP22007	Minor Assets < \$5,000	-	-	-	-	-
PP22008	Subscriptions and Publications	-	-	-	-	-
PP22009	Meetings and Travel	6,536	6,973	-	-	-
PP22010	Staff Amenities	-	-	-	-	-
PP22099	Other Office Expense	-	-	-	-	-
Professional Services						
PP23001	Legal	11,400	-	-	-	-
PP23501	Consultancies	1,088,000	638,511	-	-	-

People and Place (Moved to Community Development) Continued

	2022-2023	2022-2023	2023-2024	2023-2024	2023-2024
	Rev Budget	Forecast	C / Fwd	New	Budget
	\$	\$	\$	\$	\$
Internal Accounting Expense					
PP29960 Housing Allocation	4,900	-	-	-	-
PP29970 Vehicle Allocation	30,000	9,972	-	-	-
PP29980 Administration Allocation	155,100	106,453	-	-	-
PP29998 Less Administration Allocated	-	-	-	-	-
Total Operating Expense	1,544,066	1,022,868	-	-	-
Total People and Place (Moved to Community De	745,966	498,696	-	-	-



Non-Cash Amounts Excluded from Operating Activities

Profit / Loss on Disposal of Assets

	2022-2023	2022-2023	2023-2024	2023-2024	2023-2024
	Rev Budget	Forecast	C / Fwd	New	Budget
	\$	\$	\$	\$	\$
Profit on Sale of asset					
PF19305 Profit - Law, Order and Public Safety	(7,125)	-	-	(33,400)	(33,400)
PF19307 Profit - Health	(5,205)	-	-	(49,500)	(49,500)
PF19309 Profit - Housing	(6,433)	-	-	(11,400)	(11,400)
PF19310 Profit - Community Amenities	(14,425)	-	-	(149,000)	(149,000)
PF19311 Profit - Recreation and Culture	(8,133)	(2,812)	-	(45,800)	(45,800)
PF19312 Profit - Transport	(54,467)	(22,221)	-	(216,500)	(216,500)
PF19314 Profit - Other Property and Services	(66,816)	(35,576)	-	(147,100)	(147,100)
Total Operating Revenue	(162,604)	(60,610)	-	(652,700)	(652,700)
Loss on Sale of Asset					
SS29310 Loss - Community Amenities	157,031	-	-	81,900	81,900
SS29312 Loss - Transport	6,725	12,795	-	-	-
SS29311 Loss -	-	298	-	-	-
Total Operating Expense	163,756	13,093	-	81,900	81,900
Total Profit / Loss on Disposal of Assets	1,152	(47,517)	-	(570,800)	(570,800)

Non-Cash Amounts Excluded from Operating Activities

Depreciation

	2022-2023	2022-2023	2023-2024	2023-2024	2023-2024
	Rev Budget	Forecast	C / Fwd	New	Budget
	\$	\$	\$	\$	\$
Total Operating Revenue	-	-	-	-	-
Internal Accounting Expense					
DB29105 Depreciation - Buildings - Law, Order a	11,900	11,900	-	11,900	11,900
DB29108 Depreciation - Buildings - Education a	164,100	164,100	-	164,100	164,100
DB29109 Depreciation - Buildings - Housing	621,500	621,500	-	621,500	621,500
DB29110 Depreciation - Buildings - Community	297,600	297,600	-	297,600	297,600
DB29111 Depreciation - Buildings - Recreation a	1,318,600	1,318,600	-	1,318,600	1,318,600
DB29112 Depreciation - Buildings - Transport	242,600	242,600	-	242,600	242,600
DB29113 Depreciation - Buildings - Economic Se	491,500	491,500	-	491,500	491,500
DB29114 Depreciation - Buildings - Other Prope	288,700	288,700	-	288,700	288,700
DF29107 Depreciation - Furniture and Equipmer	1,400	1,400	-	1,400	1,400
DF29110 Depreciation - Furniture and Equipmer	1,800	1,800	-	1,800	1,800
DF29111 Depreciation - Furniture and Equipmer	10,100	10,100	-	10,100	10,100
DF29113 Depreciation - Furniture and Equipmer	7,700	7,700	-	7,700	7,700
DF29114 Depreciation - Furniture and Equipmer	130,900	130,900	-	130,900	130,900
IA29112 Depreciation - Airport - Transport	1,139,600	1,139,600	-	1,139,600	1,139,600
ID29112 Depreciation - Drainage - Community	565,600	565,600	-	565,600	565,600
IK29111 Depreciation - Parks and Recreation - l	888,000	888,000	-	888,000	888,000
IP29112 Depreciation - Pathways - Transport	192,300	192,300	-	192,300	192,300
IR29112 Depreciation - Roads - Transport	6,822,800	6,822,800	-	6,822,800	6,822,800
IT29112 Depreciation - Town Infrastructure - Cc	282,100	282,100	-	282,100	282,100
Total Operating Expense	13,478,800	13,478,800	-	13,478,800	13,478,800
Total Depreciation	13,478,800	13,478,800	-	13,478,800	13,478,800

